



Transit Commission Agenda

October 16, 2024

PLEASE TAKE NOTICE that the Eau Claire Transit Commission will meet Wednesday, October 16, 2024 at 4:30 P.M. in the Council Chambers at the City Hall, 203 S. Farwell Street, Eau Claire, Wisconsin. The purpose of this meeting will be to discuss the items on the agenda below:

1. Call to Order:
2. Pledge of Allegiance and Roll Call:
3. Reading and approval of minutes of the past meeting on September 18, 2024
4. Open Public Comment Period for Items that do not appear on this Agenda noted as Public Hearings or Items for Public Discussion
 - a. Recognition for past Transit Commissioner
 - b. Comments from Chair
5. Public Hearings and Discussion
 - a. Presentation by Via on Design and Feasibility Study (Via)
 - b. Route alterations to Routes 15 and 21 due to Altoona route extension (Ty Fadness)
 - c. Route 20 Modifications (Ty Fadness)
 - d. PM Knight Express Modifications (Ty Fadness)
6. Business Agenda items and Discussion
 - a. Formal Action on combining Routes 15 and 21 to accommodate hour-long Altoona service
 - b. Formal Action on modification to PM Knight Express
 - c. Formal Action on JONAH sponsoring free rides for Paratransit on Election Day 11/5/24
 - d. Ridership and Revenue Reports (Ty Fadness)
7. Manager's Report
 - a. UWEC Route Update
 - b. Technology Update
 - c. EDDIT Update
 - d. Community Outreach
 - e. 2023 Workplan, Included for review
8. Adjournment



Transit Commission Meeting Minutes

September 18, 2024

PLEASE TAKE NOTICE that the Eau Claire Transit Commission will meet Wednesday, September 18, 2024 at 4:30 P.M. in the Council Chambers at the City Hall, 203 S. Farwell Street, Eau Claire, Wisconsin. The purpose of this meeting will be to discuss the items on the agenda below:

1. Call to Order: **16:30**
2. Pledge of Allegiance and Roll Call: **Present:** Chair Swanhorst, Anderson, Greenwell, Fowler, Scott, Lehner, Serrano
Absent: Krichevski, Bluma
Also Present: Transit Manager Ty Fadness, Transit Admirative Associate II Laurie Mittlestadt
Public Present: City of Eau Claire Manager Stephanie Hirsch, Jeremy Gragert, Tina Deetz
3. Reading and approval of minutes of the past meeting on August 21, 2024: Commissioner Greenwell moved to approve, Serrano 2nd the motion. August minutes approved.
4. Open Public Comment Period for Items that **do not** appear on this Agenda noted as Public Hearings or Items for Public Discussion: City Manager Hirsch spoke to the Commission on the “Naming of the New Transfer Center”. Spoke about how the naming is driven by the approval of management & City Council. Hirsch does not recommend naming after a specific name or group and stressed the sensitivity of the topic. The council would need to approve any recommended name. Jeremy Gragert commented on the new UWEC 9/19 Routes. Gave feedback on how he felt about the new stops and would like to hear an update at the October Commission meeting on how routes are working.
 - a. **Recognition for past Transit Commissioner:** Will take place on October 16, 2024 Commission Meeting.
 - b. **Comments from Chair:** Discussed “Small Business Saturday” and the possibility of free rides for the day. Will be on future Agenda.
5. Public Hearings and Discussion
 - a. **Route alterations due to Altoona route extension:** Transit Manager Fadness went over the new alterations for the Altoona route extension. Looking at going to the City Council in November as well as having public hearings before October Transit Commission and before taking it to the City Council. Please see the attachment in the September packet for additional information needed for voting.
 - b. **Route 20 Modifications:** See attachments in September Packet for modifications. Will hold a public hearing on modifications.



6. Business Agenda items and Discussion
 - a. **Formal Action on ATU funding free fares for Veteran's Day (11/11/2024):** Greenwell made a motion for approval. Lehner 2nd the motion. Motion approved for the funding of ATU1310 paying \$300 to the City of Eau Claire for waived Fares on Veteran's Day.
 - b. **Formal Action on ATU funding free fares for Election Day (11/05/2024):** Greenwell made a motion for approval. Lehner 2nd the motion. Motion approved for the funding of ATU1310 paying \$300 to the City of Eau Claire for waived Fares on Election Day.
 - c. **Naming of Transfer Center:** Discussed in Public comments section.
 - d. **Fare Schedule:** A new Fare Schedule was presented to go in effect January 2025. Looking for approval at October commission meeting & take to Council in November.
 - e. Ridership and Revenue Reports

7. Manager's Report
 - a. Technology Update
 - b. Transit Video
 - c. Community Outreach
 - d. 2023 Workplan, Included for review

8. **Adjournment: 18:29**

Move to Adjourn: Greenwell

Changes to Accommodate Hour-Long Service to Altoona

Narrative:

The City of Altoona is requesting hour-long bus service. Due to the finite number of bus operators, we need to take a half hour of service elsewhere in the community. This entails pairing a different route with the Route 7. To accomplish this, Route 21 and Route 15 will be combined (currently called 1521 but will be renamed). This opens the the Route 20 to pair with the Route 7. The Route 7 will finish every weekday at 6:45pm instead of 5:45/8:45pm, and the Route 20 will start ealier at 7:45am intead of 8:45am. After public feedback the Route 5 was changed back to start at 6:15am and the new combined 1521 will start at 6:45am. The Route 1521 will continue to serve Macarthur, Midelfort Clinic, Shopko Plaza, Skypark, and Hamilton Ave, and will pass by the Station 955 Apartments on Robert Dr., though this half hour route will serve the area once per hour. Below you will see how the new routes are paired up, a map of the proposd combined 1521 route with bus stops, an overlay of Routes 15 and 21, and the proposed hours of the new hour-long Route 17.

New Route 5				
	Start	Finish	Daily Total	Weekly Total
Weekday	6:15am	9:45pm	8 Hrs	45 Hrs
Saturday	8:15am	5:45pm	5 Hrs	

New Route 1521				
	Start	Finish	Daily Total	Weekly Total
Weekday	6:45am	10:15pm	8 Hrs	45 Hrs
Saturday	8:45am	6:15pm	5 Hrs	

New Route 7				
	Start	Finish	Daily Total	Weekly Total
Weekday	7:15am	6:45pm	6 Hrs	35 Hrs
Saturday	8:15am	5:45pm	5 Hrs	

New Route 20				
	Start	Finish	Daily Total	Weekly Total
Weekday	7:45am	7:15pm	6 Hrs	35 Hrs
Saturday	8:45am	6:15pm	5 Hrs	

Picture 1. New proposed route combined 1521. White circles along route indicate bus stops

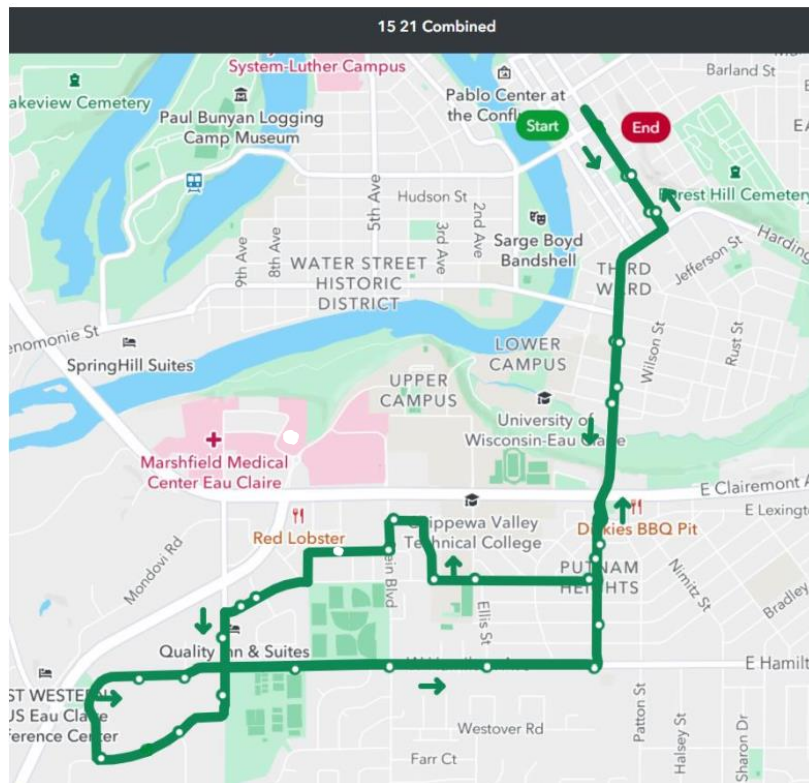
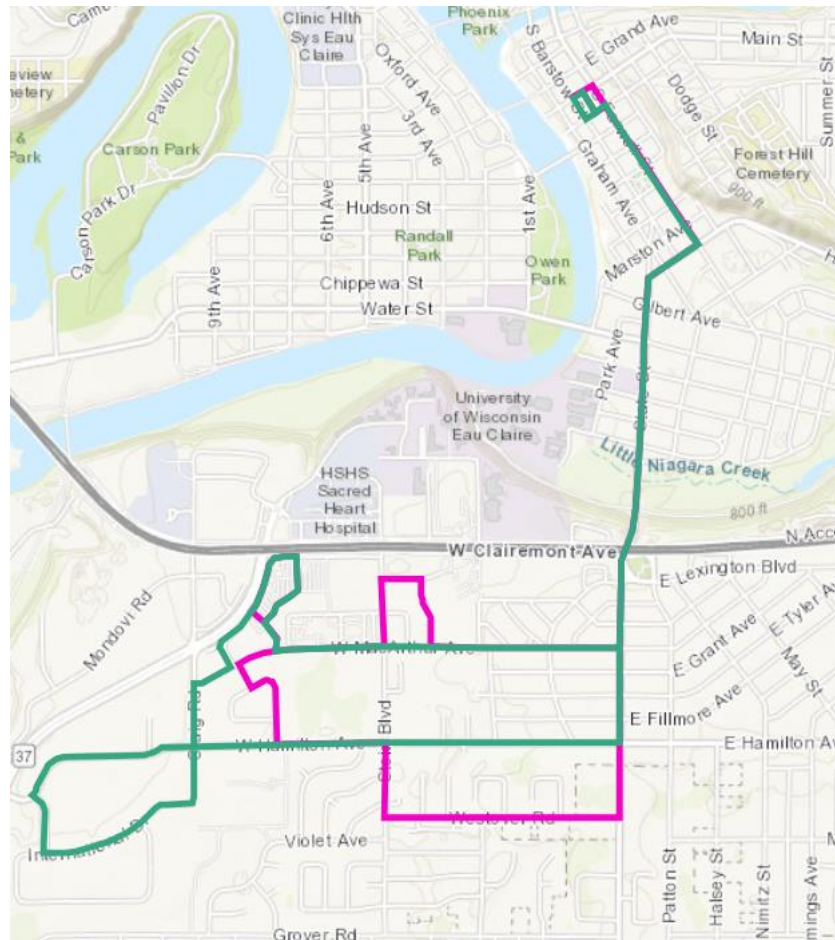


Table 1. Time Points for the proposed Combined 1521

1	2	3	4	5	6
Transfer Center	Mayo	Kwik Trip	Sky Park & Hamilton	Park Towers	Transfer Center
:45	:54	:58	:01	:08	:15

Picture 2. Overlay of Routes 15 and 21. Please note a majority of the routes are redundant.



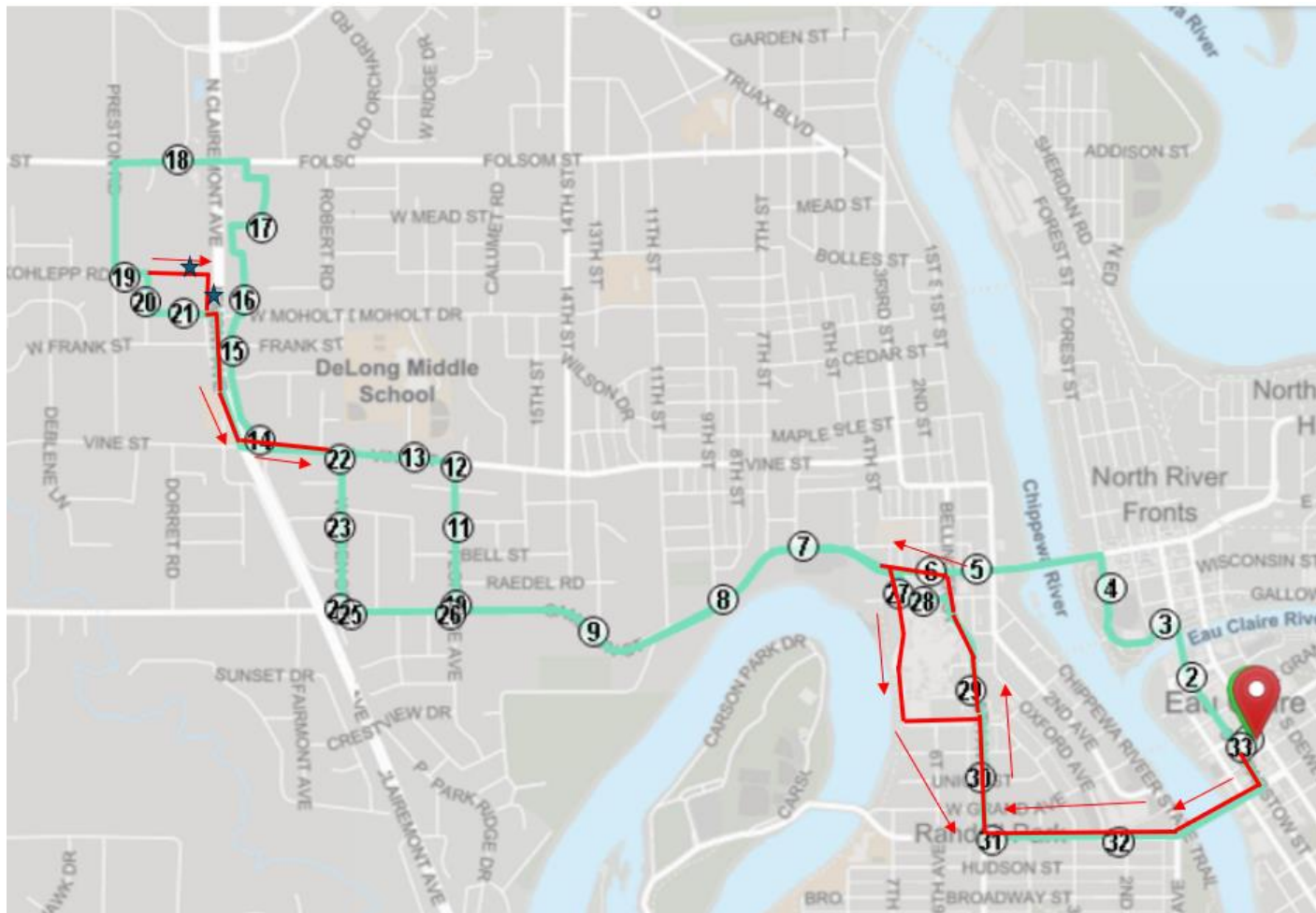
Route 15
Route 21

New Route 17				
	Start	Finish	Total	
Weekday	6:45am	7:45pm	13 Hrs	
Saturday	8:45am	6:45pm	10Hrs	75 Hrs

Route 20 Safety Modifications

Narrative:

The Hope Bargain parking lot is a safety concern for both mobility device alighting and the lack of segregation between the parking lot and the street that goes through the parking lot, W. Moholt Dr. After speaking with representatives from Hope Bargain, they believe it is best to bypass the parking lot by continuing east Kohlhepp Rd and then South on Mercantile. Bus stops would be placed where the stars are on the map below on those two roads. This change better serves both the residents at Hope Gospel Residence for Men and also those at the Hope Bargain thrift store. The route below was improved to show the bus going past the L.E. Phillips Center outbound and also down Whipple St to go through Mayo inbound. Lastly, the bypass of Warden St and Cameron St intersection was removed since it is important to continue to serve the folks at Reach, who are more reliant on the Route 20 after the Express route changes. This deserves more considering before any formal action takes place.



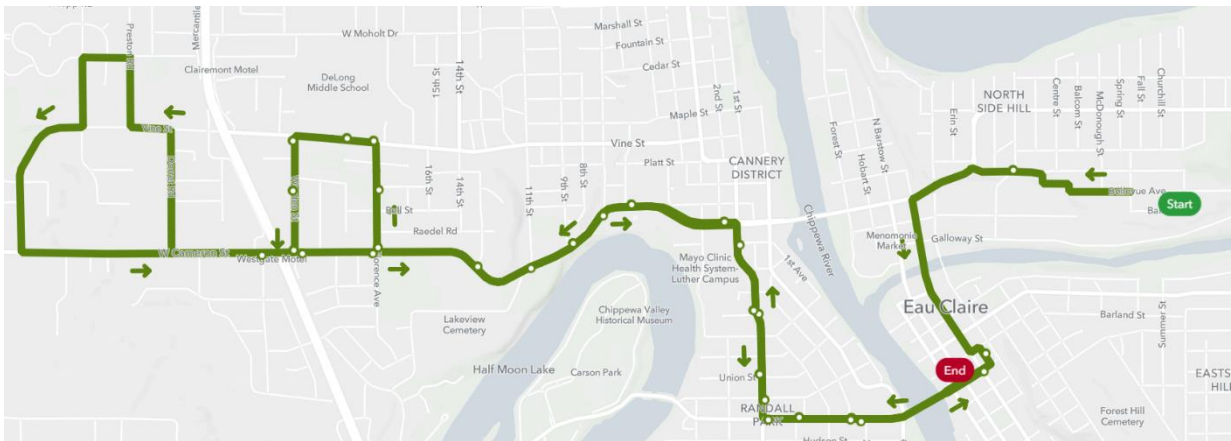
Modifying PM Knight Express to do the opposite of the AM Knight Express

Narrative:

The PM Knight Express was designed to continue to serve the Reach. However, since the bus takes longer to reach the Transfer Center than before, these passengers have utilized the Routes 12 and 20 to get back to the Transfer Center. This means that we can alter the route to do the opposite of the AM Knight Express, making it much more efficient and serving the students better.

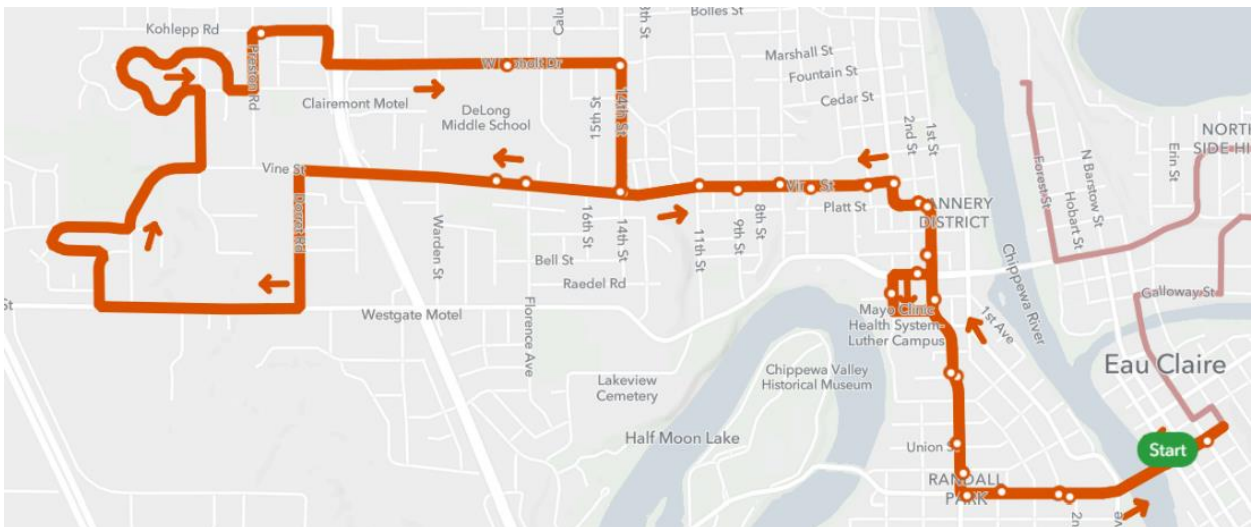
Current PM Knight Express and Time Points:

1	2	3	4	5	6
CDC	Transfer Ctr	Delong	Reach	W. Vine and Cameron	Transfer Ctr
2:37pm	2:45pm	3:00pm	3:05pm	3:15	3:30pm



Proposed PM Knight Express

1	2	3	4	5	6	7
CDC	Transfer Ctr	Delong	Dorret and Cameron	Vine and Deblene	Kohlepp and Preston	Transfer Ctr
2:37pm	2:45pm	3:00pm	3:07pm	3:15	3:20	3:30pm



MOTION

I move that Routes 15 and 21 will be combined into one half-hour long route that services the area once per half hour.

Motion made by:

Seconded by:

Date:

MOTION

I move to modify the PM Knight Express route to mirror the AM Knight Express route.

Motion made by:

Seconded by:

Date:

MOTION

I move that the JONAH funding free paratransit rides for passengers within the City of Eau Claire on Election Day, 11/05/2024 is recommended for approval by the Transit Commission.

Motion made by:

Seconded by:

Date:

**EAU CLAIRE TRANSIT COMMISSION
MONTHLY RIDERSHIP REPORT**

SEPTEMBER 2024

	Monthly			YTD Ridership		
	2023	2024	% Change	2023	2024	% Change
Full Cash Fare	1,704	1,967	15.4%	17,349	16,395	-5.5%
Full Fare Tickets	1,501	1,332	-11.3%	13,894	14,847	6.9%
Income-Qualifying Fare	229	357	55.9%	2,165	3,297	52.3%
Student Cash Fare	644	361	-43.9%	4,386	5,483	25.0%
Student Fare Tickets	45	5	-88.9%	206	270	31.1%
Reduced Fare - Cash	1,300	1,214	-6.6%	12,051	11,818	-1.9%
Reduced Fare Tickets	8	141	1662.5%	857	1,633	90.5%
Monthly Pass	4,194	4,059	-3.2%	40,287	35,040	-13.0%
Income-Qualifying Pass	4,059	5,436	33.9%	36,164	47,940	32.6%
Half Fare Pass	8,900	7,367	-17.2%	69,706	67,989	-2.5%
CVTC Pass	784	603	-23.1%	4,081	3,991	-2.2%
Day Pass	232	578	149.1%	6,004	5,124	-14.7%
MAX Pass	1,223	1,167	-4.6%	12,590	10,531	-16.4%
Non-UWEC Ridership	24,823	24,587	-1.0%	219,740	224,358	2.1%
UWEC	29,334	34,812	18.7%	170,056	194,981	14.7%
Total	54,157	59,399	9.7%	389,796	419,339	7.6%
Community Table	109	185	69.7%	1,224	1,958	60.0%
Paratransit	2,172		-100.0%	18,879	16,673	-11.7%
Free	371	979	163.9%	10,957	19,750	80.3%
Pool	0	0	#DIV/0!	2,148	2,314	7.7%
Transfer	3,989	3,972	-0.4%	32,486	34,663	6.7%
Library	0	0		0	0	#DIV/0!
Total	60,798	64,535	6.1%	455,490	494,697	8.6%
Evening Ridership	1,402	1,681	19.9%	6,004	21,612	260.0%
Saturday Ridership	4,115	3,203	-22.2%	29,117	27,089	-7.0%
Miles of Service-Day	51,708	51,782	0.1%	443,601	446,268	0.6%
Passenger / Mile-Day	1.15	1.21	5.7%	1.01	1.06	4.6%
Hours of Service-Day	3,658	3,752	2.6%	35,824	31,219	-12.9%
Passenger / Hour-Day	16.24	16.75	3.2%	12.55	15.15	20.8%
Miles of Service-Eve.	9,380	8,312	-11.4%	118,861	119,469	0.5%
Passenger / Mile-Eve.	0.15	0.20	35.3%	0.05	0.18	258.1%
Hours of Service-Eve.	658	580	-11.9%	5,481	5,610	2.4%
Passenger / Hour-Eve.	2.13	2.90	36.0%	1.10	3.85	251.7%
Saturday	5	4	-20.0%	38	0	-100.0%
Weekday School	20	20	0.0%	113	118	4.4%
Weekday Non-school	1	1	0.0%	82	0	-100.0%

2024 Income-Qualifying Fare Progress Report

	Permits Issued	\$0.85 Trips	Passes Sold	Pass Trips
January	19	382	29	5471
February	18	427	33	5802
March	9	333	43	5145
April	17	320	25	4171
May	7	481	43	5289
June	9	285	33	4994
July	5	321	40	5935
August	6	391	39	7405
September	8	337	23	5436
October				
November				
December				
Total:	98	3277	308	49648

2023 Income-Qualifying Fare Progress Report

	Permits Issued	\$0.85 Trips	Passes Sold	Pass Trips
January	13	162	32	2197
February	11	186	28	3420
March	10	221	31	2519
April	19	399	22	5293
May	13	230	21	5249
June	15	209	21	5015
July	13	308	20	4092
August	14	352	24	4785
September	13	272	13	4664
October	22	332	35	6117
November	29	380	30	4686
December	17	411	39	5141
Total:	189	3462	316	53178

Eau Claire Transit System

Operating Expenses

Report Date: August 31, 2024

% of Year Expired: 66.7%

	Prior Year		Current Year		
	2023 Budget	2023 Y-T-D	2024 Budget	2024 Y-T-D	% of Budget
Admin Wages	\$ 332,500	\$ 214,164	\$ 342,979	\$ 227,213	66.2%
Admin OT Wages	\$ 12,000	\$ 1,117	\$ 2,000	\$ 8,072	403.6%
Admin Benefits	\$ 214,600	\$ 144,289	\$ 229,123	\$ 133,387	58.2%
Operator Wages	\$ 1,285,300	\$ 822,109	\$ 1,534,674	\$ 963,866	62.8%
Operator OT Wages	\$ 23,000	\$ 161,866	\$ 23,000	\$ 158,104	687.4%
Operator Benefits	\$ 724,100	\$ 443,836	\$ 839,724	\$ 483,030	57.5%
Shop Wages	\$ 278,100	\$ 211,522	\$ 309,861	\$ 197,723	63.8%
Shop OT Wages	\$ 23,800	\$ 30,126	\$ 8,800	\$ 73,881	839.6%
Shop Benefits	\$ 158,000	\$ 85,036	\$ 138,113	\$ 77,611	56.2%
Total Payroll	\$ 3,051,400	\$ 2,114,064	\$ 3,428,274	\$ 2,322,886	67.8%
Printing & Binding	\$ 10,700	\$ 4,344	\$ 10,700	\$ 4,863	45.4%
Advertising & Marketing	\$ 32,400	\$ 10,295	\$ 40,000	\$ 17,079	42.7%
Custodial	\$ 24,500	\$ 15,067	\$ 24,717	\$ 16,400	66.4%
Security	\$ 46,800	\$ 14,440	\$ 91,000	\$ 19,019	20.9%
Utilities	\$ 12,500	\$ 10,257	\$ 13,900	\$ 27,550	198.2%
Ins & Admin Charges	\$ 195,900	\$ 140,801	\$ 204,000	\$ 135,333	66.3%
Misc. Services	\$ 431,500	\$ 235,135	\$ 500,698	\$ 202,699	40.5%
Total Services	\$ 754,300	\$ 430,338	\$ 885,015	\$ 422,942	47.8%
Office Supplies	\$ 4,300	\$ 1,741	\$ 4,300	\$ 3,535	82.2%
Uniforms & Clothing	\$ 18,400	\$ 5,882	\$ 24,234	\$ 10,606	43.8%
Gas	\$ 1,000	\$ 641	\$ 1,000	\$ 4,043	404.3%
Diesel Fuel	\$ 450,000	\$ 173,862	\$ 450,000	\$ 213,425	47.4%
Motor Oil	\$ 17,400	\$ 8,180	\$ 17,400	\$ 11,082	63.7%
Tires	\$ 52,600	\$ 20,079	\$ 52,600	\$ 23,261	44.2%
Supplies	\$ 201,100	\$ 158,546	\$ 369,595	\$ 159,397	43.1%
Tool/Shop	\$ 16,700	\$ 5,968	\$ 16,700	\$ 8,379	50.2%
Equip Purchase		\$ 2,138	\$ 2,200	\$ -	
Misc. Materials/Supplies	\$ 6,500	\$ 4,747	\$ 13,493	\$ 3,676	27.2%
Total Materials/Supplies	\$ 768,000	\$ 381,784	\$ 951,522	\$ 437,404	46.0%
Purchased Transp.	\$ 900,100	\$ 530,504	\$ 1,300,000	\$ 954,638	73.4%
Paratransit Cer	\$ 88,200	\$ 46,946	\$ 83,000	\$ 53,872	64.9%
Total Paratransit	\$ 988,300	\$ 577,451	\$ 1,383,000	\$ 1,008,510	72.9%
Unfund Pen	\$ 38,500	\$ 28,874	\$ 38,500	\$ 25,529	66.3%
Loss on Disp of Equip	\$ -	\$ -	\$ -	\$ -	
Capital Purchases	\$ -	\$ -	\$ -	\$ -	
Depreciation	\$ -	\$ -	\$ -	\$ -	
Other Charges/Adj	\$ -	\$ -	\$ -	\$ -	
Total Other	\$ 38,500	\$ 28,874	\$ 38,500	\$ 25,529	66.3%
TOTAL EXPENSES	\$ 5,600,500	\$ 3,532,511	\$ 6,686,311	\$ 4,217,272	63.1%

Eau Claire Transit System
Operating Revenues
Report Date: August 31, 2024

% of Year Expired: 58.3%

	Prior Year		Current Year		% of Budget
	2023 Budget	2023 Y-T-D	2024 Budget	2024 Y-T-D	
Full Fare Cash	\$ 34,000	\$ 27,067	\$ 42,000	\$ 25,359	60.4%
Full Fare Pass	\$ 76,000	\$ 59,200	\$ 90,000	\$ 48,900	54.3%
Full Fare Tickets	\$ 30,000	\$ 18,649	\$ 29,000	\$ 21,040	72.6%
Day Pass	\$ 11,000	\$ 6,810	\$ 8,000	\$ 5,048	63.1%
Total Full Adult Fares	\$ 151,000	\$ 111,726	\$ 169,000	\$ 100,347	59.4%
Income-Qualifying Cash	\$ 2,000	\$ 1,612	\$ 2,500	\$ 2,521	100.8%
Income-Qualifying Pass	\$ 12,000	\$ 16,650	\$ 20,000	\$ 38,675	193.4%
Total I-Q Fares:	\$ 14,000	\$ 18,262	\$ 22,500	\$ 41,196	183.1%
Reduced Fare Cash	\$ 8,800	\$ 9,014	\$ 14,000	\$ 9,094	65.0%
Reduced Fare Pass	\$ 60,000	\$ 42,225	\$ 66,000	\$ 39,200	59.4%
Reduced Fare Tickets	\$ 6,000	\$ 263	\$ 500	\$ 1,150	230.0%
Total Reduced Fares	\$ 74,800	\$ 51,502	\$ 80,500	\$ 49,444	61.4%
Student Fare Cash	\$ 5,000	\$ 4,614	\$ 5,000	\$ 6,370	127.4%
Student Fare Tickets	\$ 800	\$ 275	\$ 300	\$ 575	191.7%
Student MAX Pass	\$ 17,500	\$ 8,775	\$ 14,000	\$ 9,635	68.8%
CVTC Student Pass	\$ 1,500	\$ 3,360	\$ 5,300	\$ 3,920	74.0%
UW - Eau Claire	\$ 412,000	\$ 412,000	\$ 551,000	\$ 469,000	85.1%
Pool/Library	\$ 7,000	\$ -	\$ -	\$ -	
Total Student Fares	\$ 443,800	\$ 429,024	\$ 575,600	\$ 489,500	85.0%
Paratransit Co-Pay	\$ 92,300	\$ 57,502	\$ 101,000	\$ 53,823	53.3%
Agency Fare	\$ 134,900	\$ 68,144	\$ 133,000	\$ 131,705	99.0%
Local Reimbursement	\$ 300	\$ (1,649)	\$ -	\$ 1,554	#DIV/0!
State PT Assistance	\$ 65,000	\$ 66,471	\$ 64,300	\$ 75,999	118.2%
Total Paratransit	\$ 292,500	\$ 190,467	\$ 298,300	\$ 263,081	88.2%
Federal Assistance+CARES	\$ 2,200,000	\$ 2,045,742	\$ 2,720,336	\$ (1,009,421)	-37.1%
State Assistance	\$ 1,250,000	\$ 261,430	\$ 1,156,142	\$ 243,258	21.0%
EC County Assistance	\$ 118,600	\$ 43,136	\$ 273,000	\$ 152,792	56.0%
Altoona Assistance	\$ 115,000	\$ 58,749	\$ 134,000	\$ 63,556	47.4%
Total Assistance	\$ 3,683,600	\$ 2,409,057	\$ 4,283,478	\$ (549,815)	-12.8%
Advertising	\$ 42,000	\$ 50,613	\$ 55,000	\$ 29,935	54.4%
Vending Commission	\$ -	\$ -	\$ -	\$ -	
Gifts & Donations	\$ -	\$ 1,000	\$ -	\$ 1,200	
Other Penalties	\$ -	\$ -	\$ -	\$ -	
Miscellaneous	\$ 1,000	\$ 13,971	\$ 15,150	\$ 1,731	11.4%
General Fund - Operations	\$ 1,160,200	\$ -	\$ 1,294,009	\$ -	0.0%
Sale of Capital Assets	\$ -	\$ -	\$ -	\$ -	
Fund Balance Applied	\$ -	\$ -	\$ -	\$ -	
Fund Balance Used for CIP	\$ -	\$ -	\$ -	\$ -	
Total Other	\$ 1,203,200	\$ 65,583	\$ 1,364,159	\$ 32,866	2.4%
TOTAL REVENUES	\$ 5,862,900	\$ 3,275,621	\$ 6,793,537	\$ 426,619	6.3%

UWEC RIDERSHIP BY WEEK

		WEEK 1							WEEK 2						
		9/2/2024	9/3/2024	9/4/2024	9/5/2024	9/6/2024	Total	% Change	9/9/2024	9/10/2024	9/11/2024	9/12/2024	9/13/2024	Total	% Change
919		N/A	213	1505	1581	1988	5287	0.23	1681	1734	1684	1695	1336	6449	0.12
All		N/A	337	1586	1653	2120	5696	0.20	1756	1806	1740	1773	1474	6793	0.08
		9/4/2023	9/5/2023	9/6/2023	9/7/2023	9/8/2023	Total		9/11/2023	9/12/2023	9/13/2023	9/14/2023	9/15/2023	Total	
919		N/A	154	1576	1337	1226	4293		1442	1485	1469	1497	1330	5781	
All		N/A	270	1655	1469	1357	4751		1547	1610	1580	1636	1475	6301	
		WEEK 3							WEEK 4						
		9/16/2024	9/17/2024	9/18/2024	9/19/2024	9/20/2024	Total	% Change	9/23/2024	9/24/2024	9/25/2024	9/26/2024	9/27/2024	Total	% Change
919		1744	1806	1771	1876	1580	7033	0.17	1787	1902	1848	1776	1334	6860	0.24
All		1833	2016	1856	1942	1589	7403	0.14	1860	1978	1934	1850	1458	7220	0.21
		9/18/2023	9/19/2023	9/20/2023	9/21/2023	9/22/2023	Total		9/25/2023	9/26/2023	9/27/2023	9/28/2023	9/29/2023	Total	
919		1583	1463	1723	1617	1232	6035		1769	1410	1335	1566	1226	5537	
All		1687	1584	1827	1706	1356	6473		1874	1531	1428	1697	1333	5989	
		WEEK 5													
		9/30/2024	10/1/2024	10/2/2024	10/3/2024	10/4/2024	Total	% Change							
919		1883	1891	1918	1842	1550	7201	0.09							
All		1947	1976	2023	1913	1635	7547	0.07							
		10/2/2023	10/3/2023	10/4/2023	10/5/2023	10/6/2023	Total								
919		1890	1719	1755	1643	1466	6583								
All		1991	1861	1870	1762	1574	7067								

Saturdays	2023				
	9/9/2023	9/16/2023	9/23/2023	9/30/2023	10/7/2023
919	111	109	79	56	109
All	201	161	126	90	196
			TOTAL	1238	

Saturdays	2024				
	9/7/2024	9/14/2024	9/21/2024	9/28/2024	10/5/2024
919	0	0	0	0	0
All	128	103	129	70	86
			TOTAL	516	

Total Changes		
	2024	% Change
	919	32830
	All	34659
	Non-UWEC Routes	1829
		-0.15
2023		
	919	28419
	All	30581
	Non-UWEC Routes	2162

TRANSIT IN THE COMMUNITY

Transit Staff attended the reception for the Subaquatic Art Mosaic at the Haas Fine Arts Building bus shelter. Please check out the art work if you have not already. Words cannot describe how beautiful it is.



can find a beautiful work of art while being dropped off or picked up from one of Eau Claire's bus stops.

JOB FAIR *& Open House*

September 25, 2024

Join 12 employers for a community job fair representing all industries.

LOCATION

Eau Claire County Job Center
221 W. Madison Street, Eau Claire, WI 54703



DWD is an equal opportunity employer and service provider. If you have a disability and need to access this information in an alternate format, or need it translated to another language, please contact (608) 266-2134. For civil rights questions, call (608) 266-6889 or (866) 275-1165 (voice/TTY).



City of Eau Claire Transit Commission Workplan



Approved 12/15/2021

What	Anticipated Outcome, Product or Result	Idea Source	Specific Actions	Target Dates	Identified Partners	Point Person
Bus Stops/Shelters	Make every bus stop ADA compliant	CIP, Commission	Utilize grant money, update CIP for bus stop improvement funds, create partnership with advertising agency	DEC 2030	Local manufacturers, artists and designers, ADRC, WIPTA Members, MPO	Transit Manager
Evaluate Fare Structure	Equitable Fare structure that allows for sustainable Transit Service	Commission	Review Structure Annually at a February or March Meeting. Make Recommendations to Council	MAR Annually	UWEC, ECASD, Mayo and Marshfield Clinic, Other Businesses that benefit from Transit Service	Transit Manager
Marketing Committee	Transit Promotion in the community, Increase transit use, Marketing plan	TDP	Recruit members, City Staff, commission,	Post Pandemic	Interested Members of the Public, Commission, UWEC	Transit Manager
Review of Complete Streets Policy	Make sure that Transit issues are considered	BPAC	Develop Recommendations as it relates to transit	2025	BPAC; Engineering	City Engineer
City Comprehensive Plan	Have Transit issues considered	Plan Commission	Hold public hearings to receive input on transit related sections to develop recommendations	2025	Planning	Community Development Director
Shawtown Neighborhood Plan	Have Transit issues considered	Plan Commission	Participate at planned meetings	2025	Planning	Senior City Planner
Transit Ambassador Program	Review of the program, guidance	Transit Division	Provide recommendation on possible activities/recruitment	2025	Western Dairyland	Contracted Provider
Explore 3 Bike Rack system on buses	Recommendation for procurement	Transit Division	Research issues where deployed; review suppliers	2024	WIPTA Members	Transit Manager

Electric Buses	Develop Strategy	CIP	Receive Public Input, Review other system deployments	2035	Sustainability Committee	Senior City Planner
Friends of Transit Program	Recognize Partners in the Community	Commission	Develop Categories and Criteria	2025	UWEC; ADRC	Commission Chair
Making bus schedules more consistent and easier to understand	Updated schedules, improvement on schedules and more consistency with timing.	Commission, UWEC	Monitor on time performance, receive UWEC student input. Work with UWEC students directly and distribute information.	2025	UWEC	Transit Manager
City-wide bike rental program	Establishing community partners and a transit-backed bike rental program	Commission, UWEC	Researching possible business partnerships	2025	UWEC	Transit Manager
Transit Service Expansion; Transfer Center Connections	Explore ways to connect the Transfer Center to other travel options, regional and otherwise.	Commission	Provide input as new developments are considered.	On going	UWEC, Chippewa Valley Rail Commission	Transit Manager
University Transit hub	Establishing a University Transit Hub	Commission	Hold meetings on campus, work with UWEC	2025	UWEC Student Senate, Parking and Transportation	Transit Manager
Adopt A Bus Stop Program	Involve the community in supporting transit by keeping bus stops in their neighborhood accessible year round	Commission	Work with Neighborhood Associations	2025	Neighborhood Associations	Transit Manager
Provide Altoona hour-long service						