



---

## Transit Commission Agenda

September 18, 2024

---

**PLEASE TAKE NOTICE** that the Eau Claire Transit Commission will meet Wednesday, September 18, 2024 at 4:30 P.M. in the Council Chambers at the City Hall, 203 S. Farwell Street, Eau Claire, Wisconsin. The purpose of this meeting will be to discuss the items on the agenda below:

1. Call to Order:
2. Pledge of Allegiance and Roll Call:
3. Reading and approval of minutes of the past meeting on August 21, 2024
4. Open Public Comment Period for Items that do not appear on this Agenda noted as Public Hearings or Items for Public Discussion
  - a. Recognition for past Transit Commissioner
  - b. Comments from Chair
5. Public Hearings and Discussion
  - a. Route alterations due to Altoona route extension (Ty Fadness)
  - b. Route 20 Modifications (Ty Fadness)
6. Business Agenda items and Discussion
  - a. Formal Action on ATU funding free fares for Veteran's Day (11/11/2024)
  - b. Formal Action on ATU funding free fares for Election Day (11/05/2024)
  - c. Naming of Transfer Center (Ty Fadness)
  - d. Fare Schedule (Ty Fadness)
  - e. Ridership and Revenue Reports (Ty Fadness)
7. Manager's Report
  - a. Technology Update
  - b. Transit Video
  - c. Community Outreach
  - d. 2023 Workplan, Included for review
8. Adjournment



---

**Transit Commission  
Meeting Minutes**

**August 21, 2024**

---

**PLEASE TAKE NOTICE** that the Eau Claire Transit Commission will meet Wednesday, August 21, 2024 at 4:30 P.M. in the Council Chambers at the City Hall, 203 S. Farwell Street, Eau Claire, Wisconsin. The purpose of this meeting will be to discuss the items on the agenda below:

1. Call to Order: **16:33**
2. Pledge of Allegiance and Roll Call: **Present:** Vice Chair Anderson, Fowler, Greenwell, Krichevski, Lehner  
**Absent:** Chair Swanhorst, Bluma, Anderson, Serrano, Scott  
**Also Present:** Transit Manager Ty Fadness  
**Public Present:** ATU1310 Nathan Nispel, Brian Cran
3. Reading and approval of minutes of the past meeting on July 17, 2024; Commissioner Greenwell moved to approve, Lehner 2<sup>nd</sup> the motion. July minutes approved.
4. Open Public Comment Period for Items that do not appear on this Agenda noted as Public Hearings or Items for Public Discussion – ATU1310 Nathan Nispel would like to sponsor free riders in honor of veterans and Election Day. Brian Cran will meet with Transit Manager Ty Fadness to discuss passenger issues and a Route concern due to Detour.
  - a. **Comments from Chair:** No comments
5. Public Hearings and Discussion
  - a. **Route alterations due to Altoona route extension (Ty Fadness)** – Transit Manager discussed feedback he received from public comments.
  - b. **Route 20 Modifications (Ty Fadness)**: Transit Manager spoke about modifications and discussed feedback from the public.
  - c. **Express Route Modifications (Ty Fadness)**: No comments
6. Business Agenda items and Discussion
  - a. **Formal Action on Route 20 Improvements –** Vice Chair Anderson made a motion to move the Formal action to September 18<sup>th</sup> meeting. Lehner 2<sup>nd</sup> the motion. Approved.
  - b. **Formal Action on Express Route Modifications:** All Commissioners in favor. Passed.
  - c. **Naming of Transfer Center (Ty Fadness)**: Commissioner Kirchevski commented to have local Citizens help with the naming.
  - d. **Fare Schedule (Ty Fadness)**: Brief update by Transit Manager
  - e. **Ridership and Revenue Reports (Ty Fadness)**: Review of August monthly Revenue and Ridership reports.



7. Manager's Report
  - a. Technology Update
  - b. Transit Video
  - c. Bus Demo
  - d. Community Outreach
  - e. 2023 Workplan, Included for review

8. **Adjournment**; 18:01

Move to Adjourn: Greenwell

---

Phil Swanhorst, Chairperson  
c: News Media

## Changes to Accommodate Hour-Long Service to Altoona

Narrative:

In order to pair a different route with the Route 7 to accommodate an hour-long Route 17 Altoona, we will be combining the Route 21 with the Route 15 (currently called 1521 but will be renamed). This opens the the Route 20 to pair with the Route 7. The Route 7 will finish every weekday at 6:45pm instead of 5:45/8:45pm, and the Route 20 will start earlier at 7:45am instead of 8:45am. After public feedback the Route 5 was changed back to start at 6:15am and the new combined 1521 will start at 6:45am. The Route 1521 will continue to serve Macarthur, Midelfort Clinic, Shopko Plaza, Skypark, and Hamilton Ave, though this half hour route will serve the area once per hour.

New Route 5				
	Start	Finish	Daily Total	Weekly Total
Weekday	6:15am	9:45pm	8 Hrs	45 Hrs
Saturday	8:15am	5:45pm	5 Hrs	

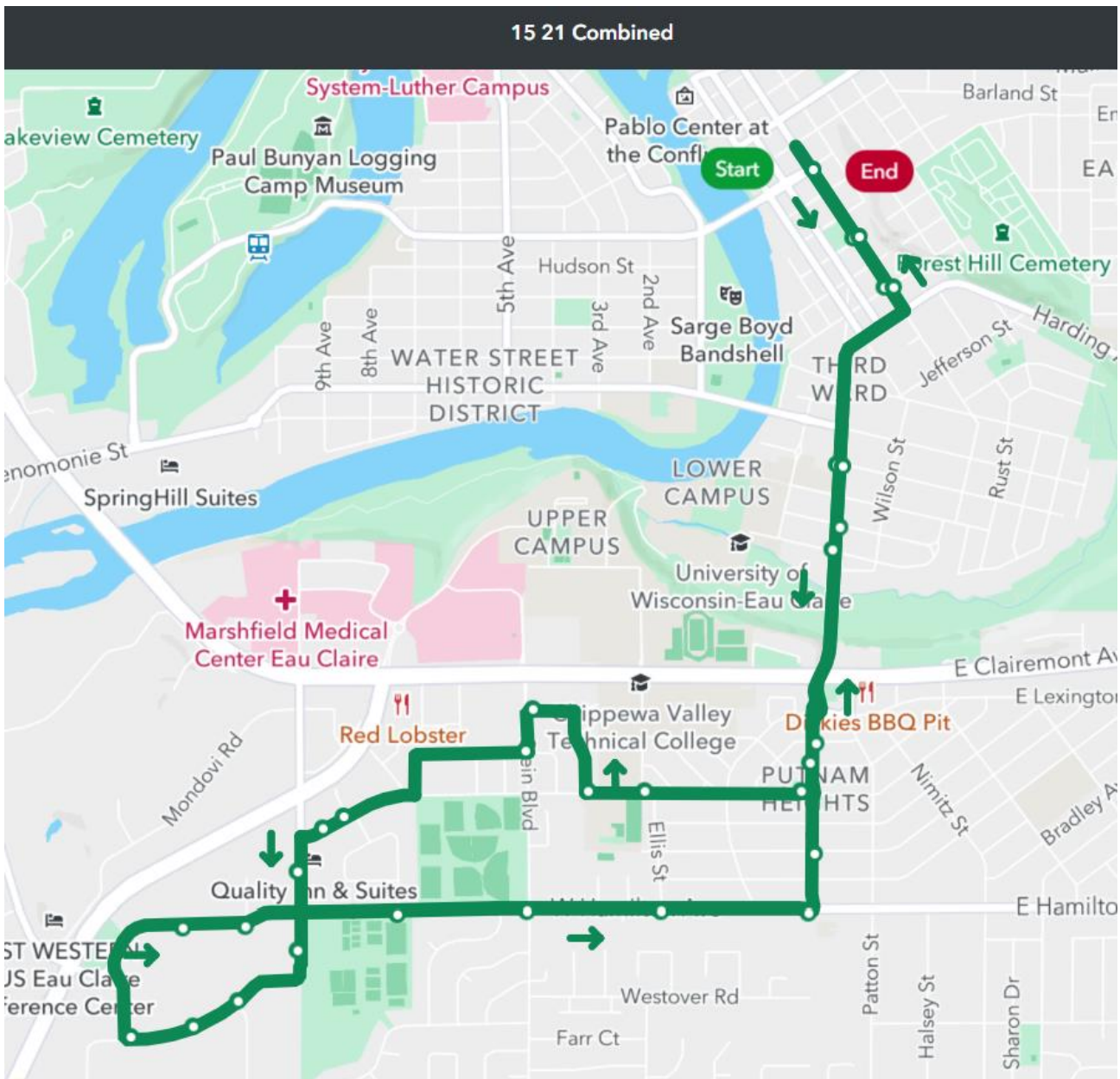
  

New Route 1521				
	Start	Finish	Daily Total	Weekly Total
Weekday	6:45am	10:15pm	8 Hrs	45 Hrs
Saturday	8:45am	6:15pm	5 Hrs	

New Route 7				
	Start	Finish	Daily Total	Weekly Total
Weekday	7:15am	6:45pm	6 Hrs	35 Hrs
Saturday	8:15am	5:45pm	5 Hrs	

New Route 20				
	Start	Finish	Daily Total	Weekly Total
Weekday	7:45am	7:15pm	6 Hrs	35 Hrs
Saturday	8:45am	6:15pm	5 Hrs	



New Route 17				
	Start	Finish	Total	
Weekday	6:45am	7:45pm	13 Hrs	
Saturday	8:45am	6:45pm	10Hrs	75 Hrs



# MOTION

I move that the ATU1310 paying \$300.00 to the City of Eau Claire for fares to be waived on Election Day, 11/05/2024 is recommended for approval by the Transit Commission.

Motion made by:

Seconded by:

Date:

# MOTION

I move that the ATU1310 paying \$300.00 to the City of Eau Claire for fares to be waived on Veteran's Day, 11/11/2024 is recommended for approval by the Transit Commission.

Motion made by:

Seconded by:

Date:

Line	License/Fee	Ordinance/ Statutory Authority	Last Fee Change	Revenue Acct#	2022 Adopted Fee	2023 Adopted Fee	2024 Adopted Fee	Change	Half Off
T-100	All Day Pass (Unlimited Rides)		2018	50801.4583	\$3.75	\$3.75	\$3.75	\$4.00	\$2.00
T-101	One Time Bus Fare - Regular.		2018	50801.4551	\$1.75	\$1.75	\$1.75	\$2.00	\$1.00
T-102	One Time Bus Fare - Passengers with Disabilities and/or Age 65 and Above		2018	50801.4553	\$0.85	\$0.85	\$0.85	\$1.00	\$0.50
T-103	One Time Bus Fare - Paratransit.		2018	50801.4580	\$3.50	\$3.50	\$3.50	\$4.00	N/A
T-104	Monthly Bus Pass - Regular.		2018	50801.4550	\$50.00	\$50.00	\$50.00	\$60.00	\$30.00
T-105	Monthly Bus Pass - Passengers with Disabilities and/or Age 65 and Above		2018	50801.4552	\$25.00	\$25.00	\$25.00	\$30.00	\$15.00
T-106	Student Pass (Unlimited Rides) K-12 Student Semester Pass.		2018	50801.4555	\$50.00	\$50.00	\$50.00	No Change	\$25.00
T-107	Student Passes (Unlimited Rides) K-12 Student Summer Pass.		2018	50801.4555	\$35.00	\$35.00	\$35.00	No Change	\$20.00
T-108	Student Passes (Unlimited Rides) CVTC Student Semester Pass.		2018	50801.4559	\$140.00	\$140.00	\$140.00	No Change	\$70.00
T-109	Student Passes (Unlimited Rides) CVTC Student Summer Pass.		2018	50801.4559	\$100.00	\$100.00	\$100.00	No Change	\$50.00
T-110	Student Passes (Unlimited Rides) UWEC Faculty and Students with Current ID - Free Per Contract.		2013	N/A	No Fee	No Fee	No Fee	No Change	
T-111	CDL Testing		2016		\$50.00	\$50.00	\$50.00	No Change	
T-112	One-time Student Bus Fare		2018		\$1.25	\$1.25	\$1.25	No Change	
T-113	Mailing Fee		N/A		\$0.75	\$0.75	\$0.75	\$1.00	
T-114	Laminating Fee		N/A		\$0.50	\$0.50	\$0.50	No Change	
T-115	Community Table Tickets (unlimited rides to and from Community Table, only at specific times). Charge is per month		2018		\$55.00	\$55.00	\$55.00	No Change	\$30.00
T-116	One-time Paratransit Trip Agency Fare		2024		\$9.50	\$9.50	\$20.00	\$20.00	N/A
T-117	Certified Mail Fee		N/A		\$6.00	\$6.00	\$6.00	No Change	
T-118	Single Trip Tickets - book of 15 - Passengers with Disabilities and/or Age 65 and Above, and/or Income Qualifying		N/A		\$10.00	\$10.00	\$10.00	\$12.00	\$6.00
T-119	Student Fare Single Trip Tickets		2018		\$12.50	\$12.50	\$12.50	No Change	
T-120	Summer Library Pass (good on Tuesdays and Thursdays after ECSD dismisses for the summer)		N/A		In-kind Services with Library	In-kind Services with Library	In-kind Services with Library	No Change	
T-121	3 Full Fare Tickets		2018		\$4.00	\$4.00	\$4.00	No Change	
T-122	Income qualifying Cash Fare		2021		\$0.85	\$0.85	\$0.85	\$1.00	\$0.50
T-123	Income qualifying Monthly Pass		2021		\$25.00	\$25.00	\$25.00	\$30.00	\$15.00
T-124	Tripper Routes		2020		Actual Cost	Actual Cost	Actual Cost	No Change	
*****Note: Fee has been assessed historically, but had not been included in the schedule of fees and licenses.									



Eau Claire Transit Commission  
Monthly Ridership Report  
August 2024

	Monthly			YTD Ridership		
	2023	2024	% Change	2023	2024	% Change
Full Cash Fare	1,923	2,017	4.9%	15,645	14,428	-7.8%
Full Fare Tickets	1,300	1,605	23.5%	12,393	13,515	9.1%
Income-Qualifying Fare	308	391	26.9%	1,936	2,940	51.9%
Student Cash Fare	761	745	-2.1%	3,742	5,122	36.9%
Student Fare Tickets	12	100	733.3%	161	265	64.6%
Reduced Fare - Cash	1,295	1,342	3.6%	10,751	10,604	-1.4%
Reduced Fare Tickets	17	225	1223.5%	849	1,492	75.7%
Monthly Pass	2,891	4,036	39.6%	36,093	30,981	-14.2%
Income-Qualifying Pass	4,092	5,697	39.2%	32,105	42,504	32.4%
Half Fare Pass	6,989	7,405	6.0%	60,806	60,622	-0.3%
CVTC Pass	174	243	39.7%	3,297	3,388	2.8%
Day Pass	700	615	-12.1%	5,772	4,546	-21.2%
MAX Pass	995	1,148	15.4%	11,367	9,364	-17.6%
Non-UWEC Ridership	<b>21,457</b>	<b>25,569</b>	<b>19.2%</b>	<b>194,917</b>	<b>199,771</b>	<b>2.5%</b>
UWEC	1,222	975	-20.2%	140,722	160,169	13.8%
Total	<b>22,679</b>	<b>26,544</b>	<b>17.0%</b>	<b>335,639</b>	<b>359,940</b>	<b>7.2%</b>
Community Table	225	193	-14.2%	1,115	1,773	59.0%
Paratransit	2,218	1,923	-13.3%	16,707	14,715	-11.9%
Free	2,589	1,915	-26.0%	10,586	18,771	77.3%
Pool	809	498	-38.4%	2,148	2,314	7.7%
Transfer	3,629	4,444	22.5%	28,497	30,691	7.7%
Library	<b>32,149</b>	0	0.0%	0		
Total		<b>35,517</b>		<b>394,692</b>	<b>428,204</b>	<b>8.5%</b>
Evening Ridership	710	1,876	164.2%	4,602	19,931	333.1%
Saturday Ridership	3,476	3,570	2.7%	25,002	23,886	-4.5%
Miles of Service-Day	42,296	46,681	10.4%	391,893	394,486	0.7%
Passenger / Mile-Day	0.53	<b>0.72</b>	<b>37.2%</b>	<b>1.00</b>	<b>1.03</b>	<b>4.0%</b>
Hours of Service-Day	7,672	3,219	-58.0%	32,166	27,467	-14.6%
Passenger / Hour-Day	4.10	<b>10.45</b>	<b>155.0%</b>	<b>12.13</b>	<b>14.86</b>	<b>22.6%</b>
Miles of Service-Eve.	6,720	7608	13.2%	109,481	111,157	1.5%
Passenger / Mile-Eve.	0.00	<b>0.04</b>	<b>#DIV/0!</b>	<b>0.04</b>	<b>0.18</b>	<b>326.6%</b>
Hours of Service-Eve.	468	528	12.8%	4,823	5,030	4.3%
Passenger / Hour-Eve.	0.00	<b>3.55</b>	<b>#DIV/0!</b>	<b>0.95</b>	<b>3.96</b>	<b>315.3%</b>
	4					
Saturday	0	5	#DIV/0!	33	31	-6.1%
Weekday School	20	0	-100.0%	93	98	5.4%
Weekday Non-school	23	22	-4.3%	81	60	-25.9%

### 2024 Income-Qualifying Fare Progress Report

	Permits Issued	\$0.85 Trips	Passes Sold	Pass Trips
January	19	382	29	5471
February	18	427	33	5802
March	9	333	43	5145
April	17	320	25	4171
May	7	481	43	5289
June	9	285	33	4994
July	5	321	40	5935
August	6	391	39	7405
September				
October				
November				
December				
<b>Total:</b>	<b>90</b>	<b>2940</b>	<b>285</b>	<b>44212</b>

### 2023 Income-Qualifying Fare Progress Report

	Permits Issued	\$0.85 Trips	Passes Sold	Pass Trips
January	13	162	32	2197
February	11	186	28	3420
March	10	221	31	2519
April	19	399	22	5293
May	13	230	21	5249
June	15	209	21	5015
July	13	308	20	4092
August	14	352	24	4785
September	13	272	13	4664
October	22	332	35	6117
November	29	380	30	4686
December	17	411	39	5141
<b>Total:</b>	<b>189</b>	<b>3462</b>	<b>316</b>	<b>53178</b>

# Eau Claire Transit System

## Operating Revenues

Report Date: July 31, 2024

% of Year Expired: 58.3%

	Prior Year		Current Year		% of Budget
	2023 Budget	2023 Y-T-D	2024 Budget	2024 Y-T-D	
Full Fare Cash	\$ 34,000	\$ 23,662	\$ 42,000	\$ 22,120	52.7%
Full Fare Pass	\$ 76,000	\$ 55,950	\$ 90,000	\$ 43,050	47.8%
Full Fare Tickets	\$ 30,000	\$ 16,789	\$ 29,000	\$ 18,528	63.9%
Day Pass	\$ 11,000	\$ 5,955	\$ 8,000	\$ 4,496	56.2%
<b>Total Full Adult Fares</b>	<b>\$ 151,000</b>	<b>\$ 102,356</b>	<b>\$ 169,000</b>	<b>\$ 88,194</b>	<b>52.2%</b>
Income-Qualifying Cash	\$ 2,000	\$ 1,333	\$ 2,500	\$ 2,224	89.0%
Income-Qualifying Pass	\$ 12,000	\$ 15,675	\$ 20,000	\$ 22,925	114.6%
<b>Total I-Q Fares:</b>	<b>\$ 14,000</b>	<b>\$ 17,008</b>	<b>\$ 22,500</b>	<b>\$ 25,149</b>	<b>111.8%</b>
Reduced Fare Cash	\$ 8,800	\$ 7,890	\$ 14,000	\$ 8,048	57.5%
Reduced Fare Pass	\$ 60,000	\$ 37,450	\$ 66,000	\$ 36,300	55.0%
Reduced Fare Tickets	\$ 6,000	\$ 263	\$ 500	\$ 1,050	210.0%
<b>Total Reduced Fares</b>	<b>\$ 74,800</b>	<b>\$ 45,602</b>	<b>\$ 80,500</b>	<b>\$ 45,398</b>	<b>56.4%</b>
Student Fare Cash	\$ 5,000	\$ 3,578	\$ 5,000	\$ 5,445	108.9%
Student Fare Tickets	\$ 800	\$ 175	\$ 300	\$ 175	58.3%
Student MAX Pass	\$ 17,500	\$ 8,175	\$ 14,000	\$ 7,685	54.9%
CVTC Student Pass	\$ 1,500	\$ 3,360	\$ 5,300	\$ 3,920	74.0%
UW - Eau Claire	\$ 412,000	\$ 274,000	\$ 551,000	\$ 277,000	50.3%
Pool/Library	\$ 7,000	\$ -	\$ -	\$ -	
<b>Total Student Fares</b>	<b>\$ 443,800</b>	<b>\$ 289,288</b>	<b>\$ 575,600</b>	<b>\$ 294,225</b>	<b>51.1%</b>
Paratransit Co-Pay	\$ 92,300	\$ 49,256	\$ 101,000	\$ 47,093	46.6%
Agency Fare	\$ 134,900	\$ 58,615	\$ 133,000	\$ 112,705	84.7%
Local Reimbursement	\$ 300	\$ (1,649)	\$ -	\$ 1,554	#DIV/0!
State PT Assistance	\$ 65,000	\$ 66,471	\$ 64,300	\$ 75,999	118.2%
<b>Total Paratransit</b>	<b>\$ 292,500</b>	<b>\$ 172,693</b>	<b>\$ 298,300</b>	<b>\$ 237,351</b>	<b>79.6%</b>
Federal Assistance	\$ 2,200,000	\$ 2,045,742	\$ 2,720,336	\$ (1,009,421)	-37.1%
State Assistance	\$ 1,250,000	\$ 261,430	\$ 1,156,142	\$ 243,258	21.0%
EC County Assistance	\$ 118,600	\$ 27,754	\$ 273,000	\$ 136,760	50.1%
Altoona Assistance	\$ 115,000	\$ 58,749	\$ 134,000	\$ 63,556	47.4%
<b>Total Assistance</b>	<b>\$ 3,683,600</b>	<b>\$ 2,393,675</b>	<b>\$ 4,283,478</b>	<b>\$ (565,847)</b>	<b>-13.2%</b>
Advertising	\$ 42,000	\$ 50,613	\$ 55,000	\$ 25,421	46.2%
Vending Commission	\$ -	\$ -	\$ -	\$ -	
Gifts & Donations	\$ -	\$ 1,000	\$ -	\$ 1,200	#DIV/0!
Other Penalties	\$ -	\$ -	\$ -	\$ -	
Miscellaneous	\$ 1,000	\$ 13,668	\$ 15,150	\$ 1,718	11.3%
General Fund - Operations	\$ 1,160,200	\$ -	\$ 1,294,009	\$ -	0.0%
Sale of Capital Assets	\$ -	\$ -	\$ -	\$ -	
Fund Balance Applied	\$ -	\$ -	\$ -	\$ -	
Fund Balance Used for CIP	\$ -	\$ -	\$ -	\$ -	
<b>Total Other</b>	<b>\$ 1,203,200</b>	<b>\$ 65,281</b>	<b>\$ 1,364,159</b>	<b>\$ 28,339</b>	<b>2.1%</b>
<b>TOTAL REVENUES</b>	<b>\$ 5,862,900</b>	<b>\$ 3,085,901</b>	<b>\$ 6,793,537</b>	<b>\$ 152,810</b>	<b>2.2%</b>

# Eau Claire Transit System

## Operating Expenses

Report Date: July 31, 2023

% of Year Expired: 50.0%

	Prior Year		Current Year		
	2023 Budget	2023 Y-T-D	2024 Budget	2024 Y-T-D	% of Budget
Admin Wages	\$ 332,500	\$ 127,924	\$ 342,979	\$ 187,366	54.6%
Admin OT Wages	\$ 12,000	\$ 7,973	\$ 2,000	\$ 5,892	294.6%
Admin Benefits	\$ 214,600	\$ 86,157	\$ 229,123	\$ 244,669	106.8%
Operator Wages	\$ 1,285,300	\$ 504,768	\$ 1,534,674	\$ 798,815	52.1%
Operator OT Wages	\$ 23,000	\$ 141,742	\$ 23,000	\$ 139,485	606.5%
Operator Benefits	\$ 724,100	\$ 275,795	\$ 839,724	\$ 415,616	49.5%
Shop Wages	\$ 278,100	\$ 133,750	\$ 309,861	\$ 161,771	52.2%
Shop OT Wages	\$ 23,800	\$ 19,437	\$ 8,800	\$ 58,907	669.4%
Shop Benefits	\$ 158,000	\$ 52,803	\$ 138,113	\$ 67,590	48.9%
<b>Total Payroll</b>	<b>\$ 3,051,400</b>	<b>\$ 1,350,351</b>	<b>\$ 3,428,274</b>	<b>\$ 2,080,112</b>	<b>60.7%</b>
Printing & Binding	\$ 10,700	\$ 2,905	\$ 10,700	\$ 3,400	31.8%
Advertising & Marketing	\$ 32,400	\$ 1,206	\$ 40,000	\$ 17,055	42.6%
Custodial	\$ 24,500	\$ 7,533	\$ 24,717	\$ 14,350	58.1%
Security	\$ 46,800	\$ 6,025	\$ 91,000	\$ 17,210	18.9%
Utilities	\$ 12,500	\$ 7,597	\$ 13,900	\$ 24,526	176.4%
Ins & Admin Charges	\$ 195,900	\$ 81,799	\$ 204,000	\$ 118,417	58.0%
Misc. Services	\$ 431,500	\$ 123,733	\$ 500,698	\$ 160,855	32.1%
<b>Total Services</b>	<b>\$ 754,300</b>	<b>\$ 230,797</b>	<b>\$ 885,015</b>	<b>\$ 355,813</b>	<b>40.2%</b>
Office Supplies	\$ 4,300	\$ 1,361	\$ 4,300	\$ 3,496	81.3%
Uniforms & Clothing	\$ 18,400	\$ 3,547	\$ 24,234	\$ 4,592	18.9%
Gas	\$ 1,000	\$ 455	\$ 1,000	\$ 856	85.6%
Diesel Fuel	\$ 450,000	\$ 147,547	\$ 450,000	\$ 187,641	41.7%
Motor Oil	\$ 17,400	\$ 4,177	\$ 17,400	\$ 9,550	54.9%
Tires	\$ 52,600	\$ 14,367	\$ 52,600	\$ 11,210	21.3%
Supplies	\$ 201,100	\$ 99,765	\$ 369,595	\$ 118,099	32.0%
Tool/Shop	\$ 16,700	\$ 5,203	\$ 16,700	\$ 6,458	38.7%
Equip Purchase		\$ 2,138	\$ 2,200	\$ -	0.0%
Misc. Materials/Supplies	\$ 6,500	\$ 364	\$ 13,493	\$ -	0.0%
<b>Total Materials/Supplies</b>	<b>\$ 768,000</b>	<b>\$ 278,922</b>	<b>\$ 951,522</b>	<b>\$ 341,901</b>	<b>35.9%</b>
Purchased Transp.	\$ 900,100	\$ 318,085	\$ 1,300,000	\$ 835,584	64.3%
Paratransit Cer	\$ 88,200	\$ 27,908	\$ 83,000	\$ 43,898	52.9%
<b>Total Paratransit</b>	<b>\$ 988,300</b>	<b>\$ 345,993</b>	<b>\$ 1,383,000</b>	<b>\$ 879,482</b>	<b>63.6%</b>
Unfund Pen	\$ 38,500	\$ 16,041	\$ 38,500	\$ 22,338	58.0%
Loss on Disp of Equip	\$ -		\$ -		
Capital Purchases	\$ -		\$ -		
Depreciation	\$ -		\$ -		
Other Charges/Adj	\$ -		\$ -		
<b>Total Other</b>	<b>\$ 38,500</b>	<b>\$ 16,041</b>	<b>\$ 38,500</b>	<b>\$ 22,338</b>	<b>58.0%</b>
<b>TOTAL EXPENSES</b>	<b>\$ 5,600,500</b>	<b>\$ 2,222,104</b>	<b>\$ 6,686,311</b>	<b>\$ 3,679,645</b>	<b>55.0%</b>





# eGen Flex®

August 27<sup>th</sup> Demo



## GILLIG Bus Details

- 40' Gillig Low Floor Hybrid
- Cummins B6.7L Engine
  - 280 HP @ 2300 RPM
  - 660 lb-ft @ 1600 RPM
- Allison eGen Flex™ Max 40 System
  - Hybrid Output Rating 240 HP

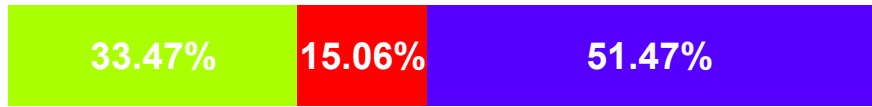
## System Features

- Geofencing EV operation via ChargePoint
- Engine Stop-Start Enabled
- Acceleration Rate Management Enabled
- Electric Accessories (HVAC / Air / Power Steering)
- Selectable Deceleration Profile

## Route Overview

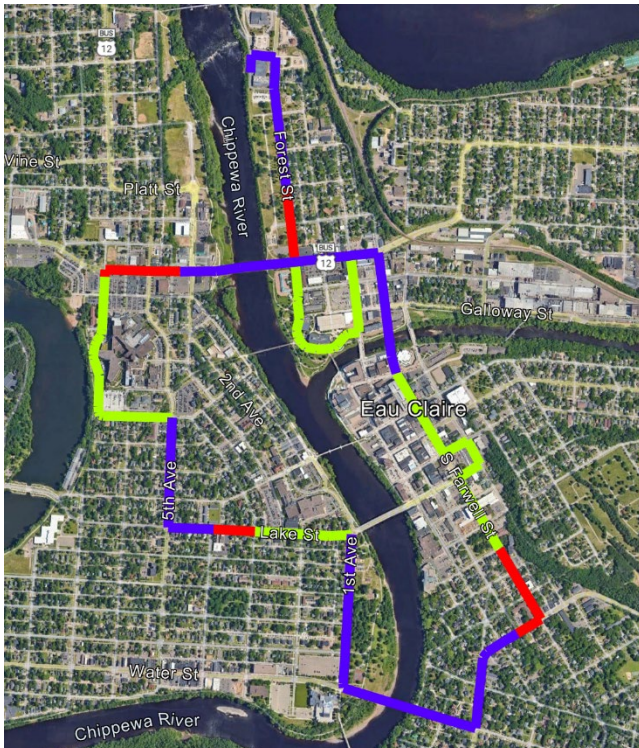
- **EV Mode:** 1.6 miles (33.47%)
- **Pre-Charge Mode:** 0.72 miles (15.06%)
- **Engine Stop-Start:** 2.46 miles (51.47%)
- **Total:** 4.78 miles

## Mode of Operation Percentage

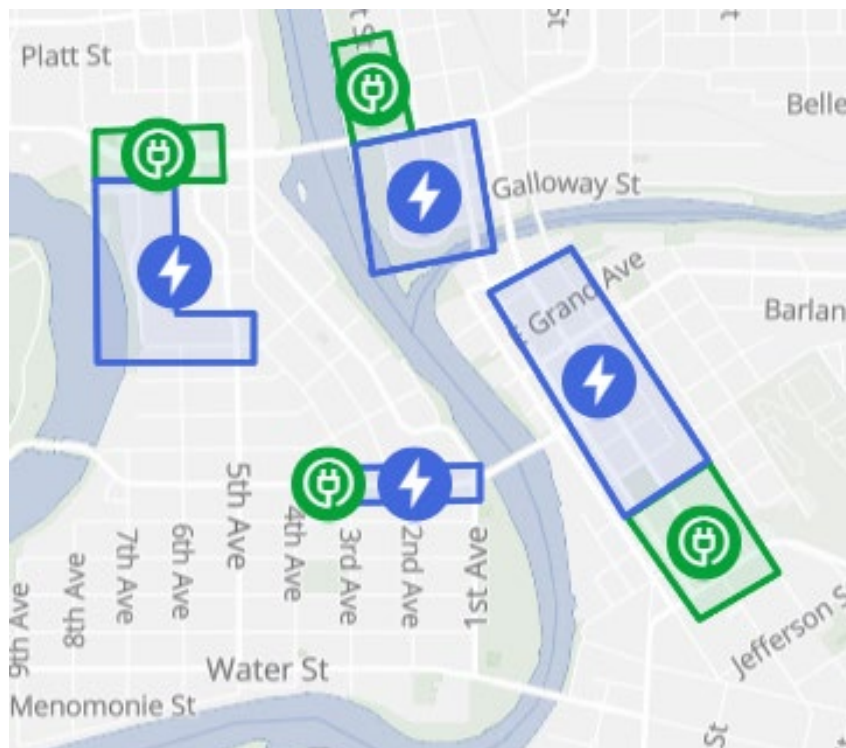


■ EV Mode ■ Pre-Charge Mode ■ Engine Stop-Start

## Route Map



## ChargePoint Geofence Management



## TRANSFER CENTER UPDATE



- 3-5 truck loads of materials per week the next 4-6 months
- Keeping communication with surrounding businesses
- Concrete line down, structure is complete through M and J. Have certificate of occupancy.
- Wrapping up final payment.
- Going out for RFP for the Admin space
- Exterior sides complete before beginning revenue service
- No parking for public until apartments open



# EAU CLAIRE TRANSIT IN THE COMMUNITY!

## UW MEETS EC



## WQOW News Story on City trying to increase ridership 9/9



### City of Eau Claire working to increase public bus ridership



WQOW News 18  
2.7K subscribers

Subscribe

3



Share

Save



## Fees waived for Excessive Heat 8/26



You can ride the bus for free in Eau Claire Monday



## Eau Claire Transit to offer free rides Saturday

**FREE BUS RIDES THIS SATURDAY**  
EAU CLAIRE TRANSIT

- ALL ROUTES 8AM TO 5PM
- TO CELEBRATE 35TH EAU CLAIRE FALL FESTIVAL
- INFO ABOUT PUBLIC TRANSIT AT LAKE AND BARSTOW

WEAU  
13  
NEWS  
5:07 83°

Free Bus Rides This Saturday To Celebrate Fall Festival



## City of Eau Claire Transit Commission Workplan

What	Anticipated Outcome, Product or Result	Idea Source	Specific Actions	Target Dates	Identified Partners	Point Person
<b>Bus Stops/Shelters</b>	Public input and local engagement, ADA compliance, Policy recommendation to Council, Evaluation of stops for safety and accessibility	CIP, Commission	Hold public meetings as part of the commission meetings; Review existing policies; develop recommendations – possible work session	DEC 2023	Local manufacturers, artists and designers, ADRC, WIPTA Members, MPO	Transit Manager
<b>Evaluate Fare Structure</b>	Equitable Fare structure that allows for sustainable Transit Service	Commission	Review Structure Annually at a February or March Meeting. Make Recommendations to Council	MAR Annually	UWEC, ECASD, Mayo and Marshfield Clinic, Other Businesses that benefit from Transit Service	Transit Manager
<b>Marketing Committee</b>	Transit Promotion in the community, Increase transit use, Marketing plan	TDP	Recruit members, City Staff, commission	On going	Interested Members of the Public, Commission, UWEC, Outside Marketing agency	Transit Manager
<b>Review of Complete Streets Policy</b>	Make sure that Transit issues are considered	BPAC	Develop Recommendations as it relates to transit	On going	BPAC, Engineering	City Engineer
<b>City Comprehensive Plan</b>	Have Transit issues considered	Plan Commission	Hold public hearings to receive input on transit related sections to develop recommendations	2024	Planning	Community Development Director
<b>Shawtown Neighborhood Plan</b>	Have Transit issues considered	Plan Commission	Participate at planned meetings	2023	Planning	Senior City Planner
<b>Transit Ambassador Program</b>	Review of the program, guidance	Transit Division	Provide recommendation on possible activities/recruitment	2024	Western Dairyland	Contracted Provider

<b>Explore 3 Bike Rack system on buses</b>	Recommendation for procurement	Transit Division	Research issues where deployed; review suppliers	2024	WIPTA Members	Transit Manager
<b>Electric Buses</b>	Develop Strategy	CIP	Receive Public Input, Review other system deployments	2025	Sustainability Committee	Senior City Planner
<b>Friends of Transit Program</b>	Recognize Partners in the Community	Commission	Develop Categories and Criteria	2024	UWEC; ADRC	Commission Chair
<b>Making bus schedules more consistent and easier to understand</b>	Updated schedules, improvement on schedules and more consistency with timing.	Commission, UWEC	Monitor on time performance, receive UWEC student input. Work with UWEC students directly and distribute information.	On going	UWEC	Transit Manager
<b>City-wide bike rental program</b>	Establishing community partners and a transit-backed bike rental program	Commission, UWEC	Researching possible business partnerships	2024	UWEC	Transit Manager
<b>Transit Service Expansion; Transfer Center Connections</b>	Explore ways to connect the Transfer Center to other travel options, regional and otherwise.	Commission	Provide input as new developments are considered.	On going	UWEC, Chippewa Valley Rail Commission	Transit Manager
<b>University Transit hub</b>	Establishing a University Transit Hub	Commission	Hold meetings on campus, work with UWEC	2025	UWEC Student Senate, Parking and Transportation	Transit Manager
<b>Adopt A Bus Stop Program</b>	Involve the community in supporting transit by keeping bus stops in their neighborhood accessible year round	Commission	Work with Neighborhood Associations	2025	Neighborhood Associations	Transit Manager