



Transit Commission Agenda

August 21, 2024

PLEASE TAKE NOTICE that the Eau Claire Transit Commission will meet Wednesday, August 21, 2024 at 4:30 P.M. in the Council Chambers at the City Hall, 203 S. Farwell Street, Eau Claire, Wisconsin. The purpose of this meeting will be to discuss the items on the agenda below:

1. Call to Order:
2. Pledge of Allegiance and Roll Call:
3. Reading and approval of minutes of the past meeting on July 17, 2024
4. Open Public Comment Period for Items that do not appear on this Agenda noted as Public Hearings or Items for Public Discussion
 - a. Comments from Chair
5. Public Hearings and Discussion
 - a. Route alterations due to Altoona route extension (Ty Fadness)
 - b. Route 20 Modifications (Ty Fadness)
 - c. Express Route Modifications (Ty Fadness)
6. Business Agenda items and Discussion
 - a. Formal Action on Route 20 Improvements
 - b. Formal Action on Express Route Modifications
 - c. Naming of Transfer Center (Ty Fadness)
 - d. Fare Schedule (Ty Fadness)
 - e. Ridership and Revenue Reports (Ty Fadness)
7. Manager's Report
 - a. Technology Update
 - b. Transit Video
 - c. Bus Demo
 - d. Community Outreach
 - e. 2023 Workplan, Included for review
8. Adjournment



**Transit Commission
Meeting Minutes**

July 17, 2024

PLEASE TAKE NOTICE that the Eau Claire Transit Commission will meet Wednesday, July 17, 2024 at 4:30 P.M. in the Council Chambers at the City Hall, 203 S. Farwell Street, Eau Claire, Wisconsin. The purpose of this meeting will be to discuss the items on the agenda below:

1. Call to Order: **16:33**
2. Pledge of Allegiance and Roll Call: **Present:** Chair Swanhorst, Fowler, Anderson, Krichevski, Serrano
Absent: Greenwell, Lehner, Scott, Bluma
Also Present: Transit Manager Ty Fadness, Administrative Associate II Laurie Mittlestadt.
Public Present: ATU1310 Nathan Nispel
3. Reading and approval of minutes of the past meeting on June 19, 2024: Commissioner Serrano moved to approve, Anderson 2nd the motion. June minutes approved.
4. Open Public Comment Period for Items that do not appear on this Agenda noted as Public Hearings or Items for **Public Discussion** – N/A
 - a. **Comments from Chair:** There will be an August Transit commission meeting as previously discussed as cancelled. Vice Chair Anderson will sit as Chair.
5. **Public Hearings and Discussion**
 - a. **Route alterations due to Altoona route extension:** Floor was opened to comments from the public. Concerns were brought to attention about Route 20 stop on Moholt Dr through the Hope Bargain Center parkin lot. Options were presented when looking at making changes to this Route with points of additional stops that could be added. ATU1310 Nathan Nispel talked about the issues with specific stops that were mentioned in previous concerns. Changes were designed by the Transit Safety team with numerous safety concerns with specific stops along Route 20. Transit Manager Fadness gave an update on the 15/21 combination with the main service to Sonatag. Multiple changes were discussed with the reasoning to help extend the Altoona Route 17. Changes are expected to be completed beginning 2025. Will be holding numerous public outreach meeting to discuss changes. Timetables for the proposed route 15/21 will be presented at the August Transit Commission meeting. Altoona Route 17 timetables will also be presented at the August meeting.



6. Business Agenda items and Discussion
 - a. **Unhoused Voucher Program Update (Billie Hufford)** – Gave an update on 2024 Voucher Program. A copy of the short presentation that was presented is available upon request.
 - b. **Potential Route 20 Improvements** – A recap of the Route and main points that were mentioned in the Open public section of section 5. Transit Manager Fadness mentioned the goal is to improve the Routes for safety and that it is a work in progress.
 - c. Ridership and Revenue Reports (Ty Fadness)

7. Manager's Report
 - a. **Bus Stop Update** – Bus stops continue to get updated and moved as well as new stops being added. This process will continue.
 - b. Transfer Center Update
 - c. Technology Update
 - d. Community Outreach
 - e. 2023 Workplan, Included for review

8. Adjournment: 17:40

Move to Adjourn: Serrano

Phil Swanhorst, Chairperson
c: News Media

Changes to Accommodate Hour-Long Service to Altoona

Narrative:

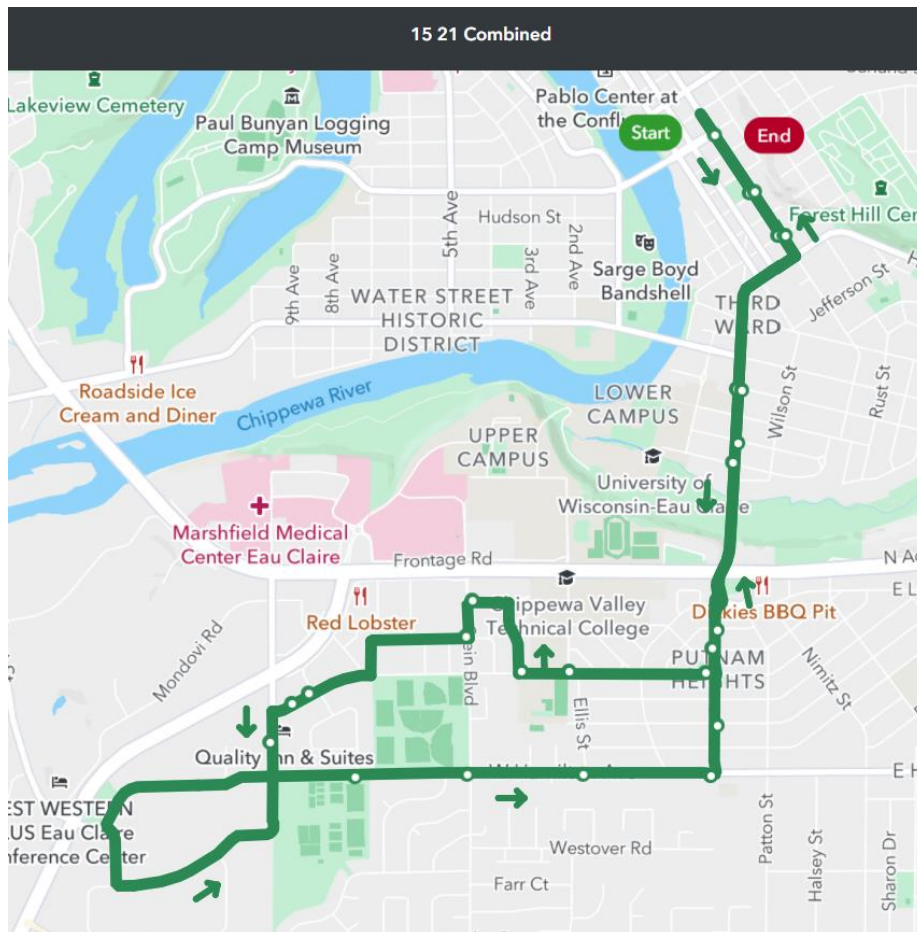
In order to pair a different route with the Route 7 to accommodate an hour-long Route 17 Altoona, we will be combining the Route 21 with the Route 15 (currently called 1521 but will be renamed). This opens the the Route 20 to pair with the Route 7. The Route 7 will finish every weekday at 6:45pm instead of 5:45/8:45pm, and the Route 20 will start earlier at 7:45am instead of 8:45am. The reason for the alternating end times for Route 7 was the Free Clinic, which is closed now. In order to align the Route 5 with the South MS bell schedule (due to removal of the Express 11), it will begin at 6:45am instead of 6:15am. This changes the Mitscher/Hester time points from :33 to :03 which aligns better with start/stop times of 7:30am/2:51pm. To pair with the Route 5, the new 1521 combination route will start earlier at 6:15am rather than 7:45AM. The Route 1521 will continue to serve Macarthur, Midelfort Clinic, Shopko Plaza, Skypark, and Hamilton Ave, though this half hour route will serve the area once per hour.

New Route 5				
	Start	Finish	Daily Total	Weekly Total
Weekday	6:45am	10:15pm	8 Hrs	45 Hrs
Saturday	8:45am	6:15pm	5 Hrs	

New Route 1521				
	Start	Finish	Daily Total	Weekly Total
Weekday	6:15am	9:45pm	8 Hrs	45 Hrs
Saturday	8:15am	5:45pm	5 Hrs	

New Route 7				
	Start	Finish	Daily Total	Weekly Total
Weekday	7:15am	6:45pm	6 Hrs	35 Hrs
Saturday	8:15am	5:45pm	5 Hrs	

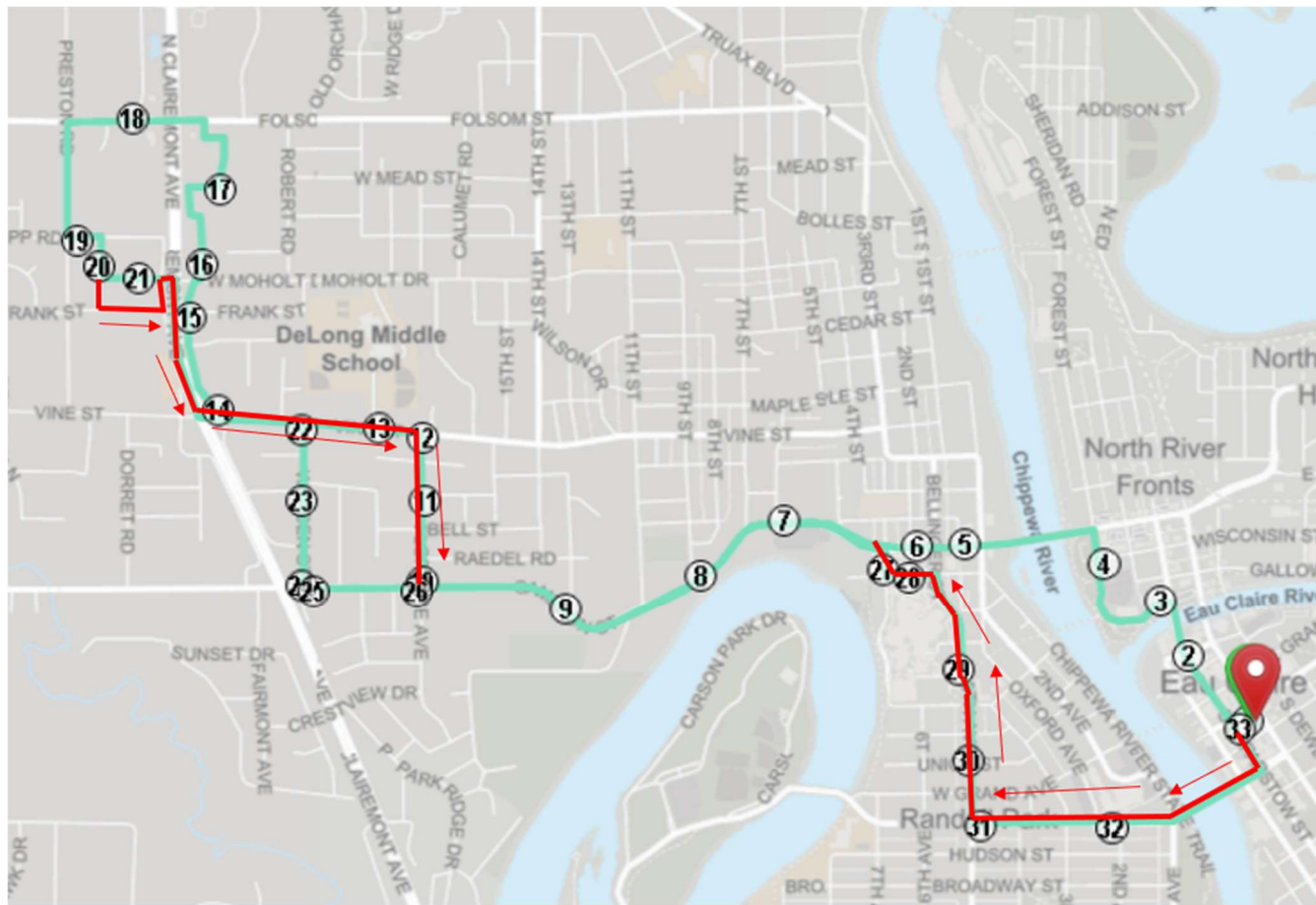
New Route 20				
	Start	Finish	Daily Total	Weekly Total
Weekday	7:45am	7:15pm	6 Hrs	35 Hrs
Saturday	8:45am	6:15pm	5 Hrs	



Route 20 Safety Modifications

Narrative:

The Hope Bargain parking lot is a safety concern for both mobility device alighting and the lack of segregation between the parking lot and the street that goes through the parking lot, W. Moholt Dr. In order to bypass this parking lot, the bus will continue south on Dorret Rd, go east on Frank St. and then take Mercantile Dr. up to W. Moholt. Another safety concern is the intersection of Cameron St. and Warden Ave. In order to avoid this intersection, the bus will continue on Vine St. and then go South on Florence. People at Reach will continue to be served with Route 12. Lastly, the route has added time going through downtown. To save time, the bus will go outbound on Lake Ave, just as goes inbound on Lake Ave.

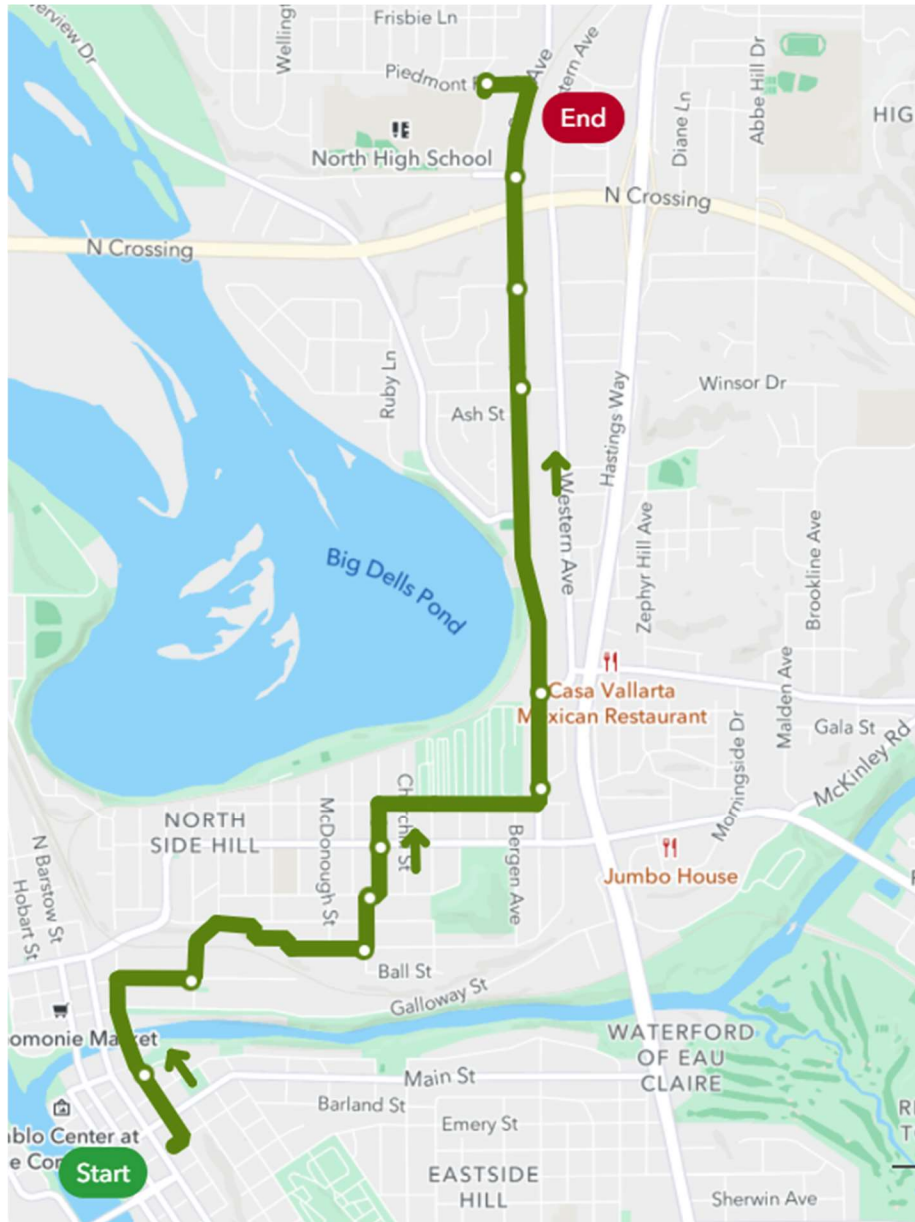


AM Husky Express (Replaces Express 1)

Narrative:

The Express 1 will be modified to go to North HS, which starts at 7:35am, after dropping off at the CDC. A major complaint is the Omaha/Starr neighborhoods being underserved. The Route 4 is a long bus ride and does not align well with the bell schedule. Currently after dropping off at the CDC this bus goes to assist the University. That is not necessary with the UWEC Route changes.

1	2	3	4	5
Transfer Ctr	CDC	Omaha and Starr	North HS	Transfer Ctr
7:15am	7:20am	7:26am	7:30am	7:45am

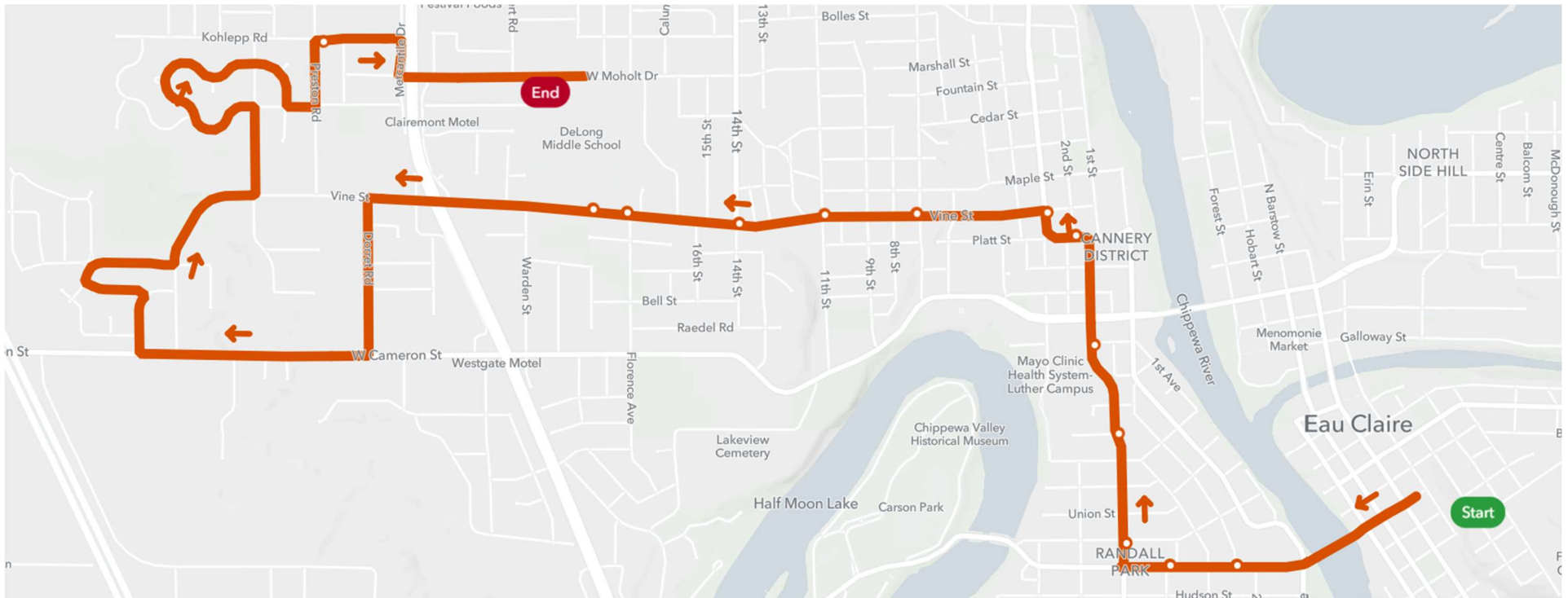


AM Knight Express (Replaces Express 11)

Narrative:

The Express 11 will be changed to serve DeLong students in the morning going to the west of Clairemont to serve the Sherman Park neighborhood. There is consistent feedback from the Public to provide better service to DeLong students who are slightly less than 2.0 miles to school. Currently the Express 11 serves South MS and Memorial HS, but South MS students can catch the Route 5 at :33 after the hour on Hester and Mitscher. Memorial students currently receive half-hour service by Route 18 at :03 and :33 after the hour.

1	2	3	4	5
Transfer Ctr	Cameron and Hazelton	Sherman	DeLong	Transfer Ctr
6:45am	7:00am	7:10am	7:20am	7:35am



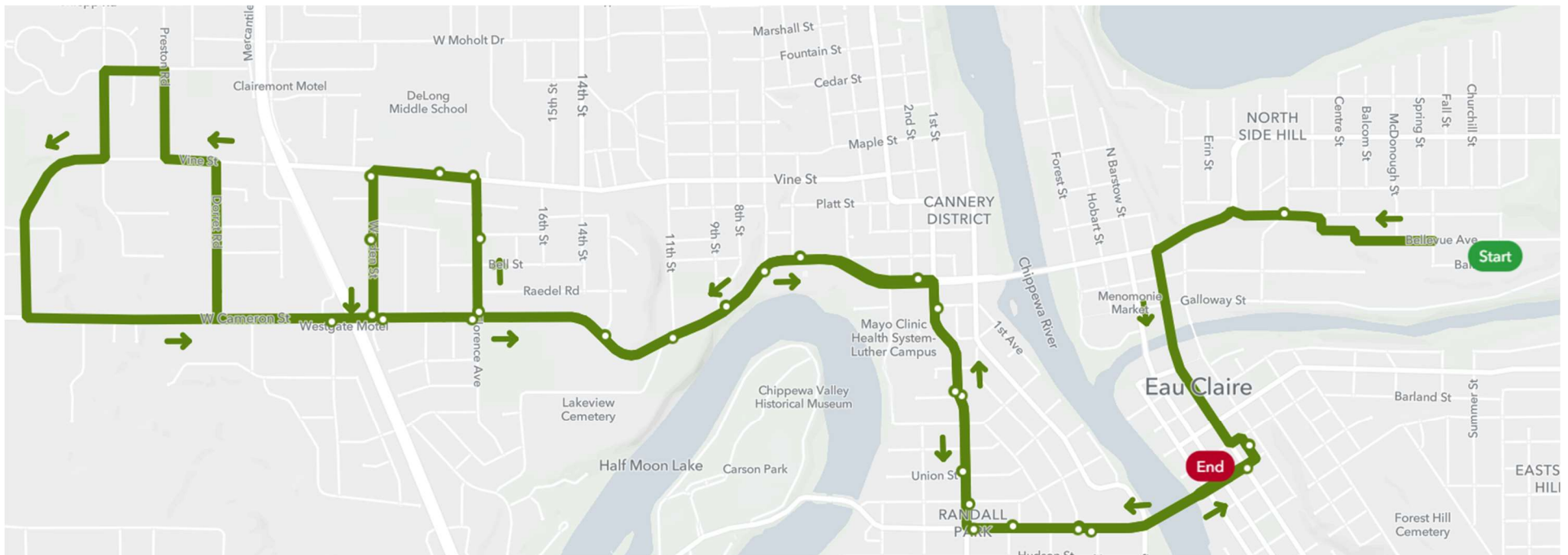
Line	License/Fee	Ordinance/ Statutory Authority	Last Fee Change	Revenue Acct#	2022 Adopted Fee	2023 Adopted Fee	2024 Adopted Fee	Change	Half Off
T-100	All Day Pass (Unlimited Rides)		2018	50801.4583	\$3.75	\$3.75	\$3.75	\$4.00	\$2.00
T-101	One Time Bus Fare - Regular.		2018	50801.4551	\$1.75	\$1.75	\$1.75	\$2.00	\$1.00
T-102	One Time Bus Fare - Passengers with Disabilities and/or Age 65 and Above		2018	50801.4553	\$0.85	\$0.85	\$0.85	\$1.00	\$0.50
T-103	One Time Bus Fare - Paratransit.		2018	50801.4580	\$3.50	\$3.50	\$3.50	\$4.00	N/A
T-104	Monthly Bus Pass - Regular.		2018	50801.4550	\$50.00	\$50.00	\$50.00	\$60.00	\$30.00
T-105	Monthly Bus Pass - Passengers with Disabilities and/or Age 65 and Above		2018	50801.4552	\$25.00	\$25.00	\$25.00	\$30.00	\$15.00
T-106	Student Pass (Unlimited Rides) K-12 Student Semester Pass.		2018	50801.4555	\$50.00	\$50.00	\$50.00	No Change	\$25.00
T-107	Student Passes (Unlimited Rides) K-12 Student Summer Pass.		2018	50801.4555	\$35.00	\$35.00	\$35.00	No Change	\$20.00
T-108	Student Passes (Unlimited Rides) CVTC Student Semester Pass.		2018	50801.4559	\$140.00	\$140.00	\$140.00	No Change	\$70.00
T-109	Student Passes (Unlimited Rides) CVTC Student Summer Pass.		2018	50801.4559	\$100.00	\$100.00	\$100.00	No Change	\$50.00
T-110	Student Passes (Unlimited Rides) UWEC Faculty and Students with Current ID - Free Per Contract.		2013	N/A	No Fee	No Fee	No Fee	No Change	
T-111	CDL Testing		2016		\$50.00	\$50.00	\$50.00	No Change	
T-112	One-time Student Bus Fare		2018		\$1.25	\$1.25	\$1.25	No Change	
T-113	Mailing Fee		N/A		\$0.75	\$0.75	\$0.75	\$1.00	
T-114	Laminating Fee		N/A		\$0.50	\$0.50	\$0.50	No Change	
T-115	Community Table Tickets (unlimited rides to and from Community Table, only at specific times). Charge is per month		2018		\$55.00	\$55.00	\$55.00	No Change	\$30.00
T-116	One-time Paratransit Trip Agency Fare		2024		\$9.50	\$9.50	\$20.00	\$20.00	N/A
T-117	Certified Mail Fee		N/A		\$6.00	\$6.00	\$6.00	No Change	
T-118	Single Trip Tickets - book of 15 - Passengers with Disabilities and/or Age 65 and Above, and/or Income Qualifying		N/A		\$10.00	\$10.00	\$10.00	\$12.00	\$6.00
T-119	Student Fare Single Trip Tickets		2018		\$12.50	\$12.50	\$12.50	No Change	
T-120	Summer Library Pass (good on Tuesdays and Thursdays after ECSD dismisses for the summer)		N/A		In-kind Services with Library	In-kind Services with Library	In-kind Services with Library	No Change	
T-121	3 Full Fare Tickets		2018		\$4.00	\$4.00	\$4.00	No Change	
T-122	Income qualifying Cash Fare		2021		\$0.85	\$0.85	\$0.85	\$1.00	\$0.50
T-123	Income qualifying Monthly Pass		2021		\$25.00	\$25.00	\$25.00	\$30.00	\$15.00
T-124	Tripper Routes		2020		Actual Cost	Actual Cost	Actual Cost	No Change	
*****Note: Fee has been assessed historically, but had not been included in the schedule of fees and licenses.									

PM Knight Express (Replaces Express 10)

Narrative:

The Express 10 will be modified to better serve Delong students by picking up at 3:00pm and dropping off at the Sherman neighborhood. Reach will still be served on the route. The purpose of the Express 10 is to serve Delong and Reach. Currently the Express 10 does a Route 12: Delong but the times align poorly with Delong's bell schedule and the bus does not serve to the west of Clairemont Ave. The PM Knight Express will be able to drop students off after school who took the city bus to school in the morning.

1	2	3	4	5	6
CDC	Transfer Ctr	Delong	Reach	W. Vine and Cameron	Transfer Ctr
2:37pm	2:45pm	3:00pm	3:05pm	3:15	3:30pm



2024 Income-Qualifying Fare Progress Report

	Permits Issued	\$0.85 Trips	Passes Sold	Pass Trips
January	19	382	29	5471
February	18	427	33	5802
March	9	333	43	5145
April	17	320	25	4171
May	7	481	43	5289
June	9	285	33	4994
July	5	321	40	5935
August				
September				
October				
November				
December				
Total:	84	2549	246	36807

2023 Income-Qualifying Fare Progress Report

	Permits Issued	\$0.85 Trips	Passes Sold	Pass Trips
January	13	162	32	2197
February	11	186	28	3420
March	10	221	31	2519
April	19	399	22	5293
May	13	230	21	5249
June	15	209	21	5015
July	13	308	20	4092
August	14	352	24	4785
September	13	272	13	4664
October	22	332	35	6117
November	29	380	30	4686
December	17	411	39	5141
Total:	189	3462	316	53178

**EAU CLAIRE TRANSIT COMMISSION
MONTHLY RIDERSHIP REPORT**

JULY 2024

	Monthly			YTD Ridership		
	2023	2024	% Change	2023	2024	% Change
Full Cash Fare	1,923	1,957	1.8%	13,589	12,411	-8.7%
Full Fare Tickets	1,300	1,589	22.2%	10,931	11,910	9.0%
Income-Qualifying Fare	308	321	4.2%	1,584	2,549	60.9%
Student Cash Fare	761	855	12.4%	2,958	4,377	48.0%
Student Fare Tickets	12	70	483.3%	151	165	9.3%
Reduced Fare - Cash	1,295	1,329	2.6%	9,359	9,262	-1.0%
Reduced Fare Tickets	17	180	958.8%	840	1,267	50.8%
Monthly Pass	2,891	3,849	33.1%	32,305	26,945	-16.6%
Income-Qualifying Pass	4,092	5,935	45.0%	27,320	36,807	34.7%
Half Fare Pass	6,989	7,673	9.8%	52,195	53,217	2.0%
CVTC Pass	174	193	10.9%	3,020	3,145	4.1%
Day Pass	700	603	-13.9%	5,525	3,931	-28.9%
MAX Pass	995	1,202	20.8%	9,830	8,216	-16.4%
Non-UWEC Ridership	21,457	25,756	20.0%	169,607	174,202	2.7%
UWEC	1,222	761	-37.7%	139,586	159,194	14.0%
Total	22,679	26,517	16.9%	309,193	333,396	7.8%
Community Table	225	322	43.1%	958	1,580	64.9%
Paratransit	2,218		-100.0%	14,351	12,792	-10.9%
Free	2,589	1,067	-58.8%	6,731	16,856	150.4%
Pool	809	565	-30.2%	1,143	1,816	58.9%
Transfer	3,629	4,459	22.9%	23,845	26,247	10.1%
Total	32,149	32,930	2.4%	356,221	392,687	10.2%
Evening Ridership	710	1,973	177.9%	3,579	18,055	404.5%
Saturday Ridership	3,476	2,754	-20.8%	22,256	20,316	-8.7%
Miles of Service-Day	42,296	46,622	10.2%	343,654	347,805	1.2%
Passenger / Mile-Day	0.53	0.66	26.4%	1.03	1.08	5.0%
Hours of Service-Day	7,672	3,134	-59.2%	28,775	24,248	-15.7%
Passenger / Hour-Day	4.10	9.88	141.0%	12	15.45	26.1%
Miles of Service-Eve.	6,720	7,584	12.9%	61,242	64,476	5.3%
Passenger / Mile-Eve.	0.11	0.26	146.2%	0.06	0.28	379.2%
Hours of Service-Eve.	468	527	12.6%	4,285	4,502	5.1%
Passenger / Hour-Eve.	1.52	3.74	146.8%	0.84	4.01	380.1%
Saturday	4	4	0.0%	29	26	-10.3%
Weekday School	0	0	#DIV/0!	93	98	5.4%
Weekday Non-school	20	23	15.0%	58	38	-34.5%

Eau Claire Transit System

Operating Revenues

Report Date: June 30, 2024

% of Year Expired: 50.0%

	Prior Year		Current Year		% of Budget
	2023 Budget	2023 Y-T-D	2024 Budget	2024 Y-T-D	
Full Fare Cash	\$ 34,000	\$ 20,238.75	\$ 42,000	\$ 18,522	44.1%
Full Fare Pass	\$ 76,000	\$ 51,750.00	\$ 90,000	\$ 40,850	45.4%
Full Fare Tickets	\$ 30,000	\$ 14,261.00	\$ 29,000	\$ 16,652	57.4%
Day Pass	\$ 11,000	\$ 5,043.75	\$ 8,000	\$ 3,851	48.1%
Total Full Adult Fares	\$ 151,000	\$ 91,294	\$ 169,000	\$ 79,875	47.3%
Income-Qualifying Cash	\$ 2,000	\$ 1,080	\$ 2,500	\$ 1,947	77.9%
Income-Qualifying Pass	\$ 12,000	\$ 14,425	\$ 20,000	\$ 13,800	69.0%
Total I-Q Fares:	\$ 14,000	\$ 15,505	\$ 22,500	\$ 15,747	70.0%
Reduced Fare Cash	\$ 8,800	\$ 6,779	\$ 14,000	\$ 6,875	49.1%
Reduced Fare Pass	\$ 60,000	\$ 32,125	\$ 66,000	\$ 31,800	48.2%
Reduced Fare Tickets	\$ 6,000	\$ 253	\$ 500	\$ 950	190.0%
Total Reduced Fares	\$ 74,800	\$ 39,156	\$ 80,500	\$ 39,625	49.2%
Student Fare Cash	\$ 5,000	\$ 2,686	\$ 5,000	\$ 4,399	88.0%
Student Fare Tickets	\$ 800	\$ 175	\$ 300	\$ 113	37.5%
Student MAX Pass	\$ 17,500	\$ 7,335	\$ 14,000	\$ 6,600	47.1%
CVTC Student Pass	\$ 1,500	\$ 3,360	\$ 5,300	\$ 3,920	74.0%
UW - Eau Claire	\$ 412,000	\$ 274,000	\$ 551,000	\$ 277,000	50.3%
Pool/Library	\$ 7,000	\$ -	\$ -	\$ -	#DIV/0!
Total Student Fares	\$ 443,800	\$ 287,556	\$ 575,600	\$ 292,031	50.7%
Paratransit Co-Pay	\$ 92,300	\$ 41,899	\$ 101,000	\$ 41,006	40.6%
Agency Fare	\$ 134,900	\$ 50,512	\$ 133,000	\$ 92,625	69.6%
Local Reimbursement	\$ 300	\$ 895	\$ -	\$ -	#DIV/0!
State PT Assistance	\$ 65,000	\$ 66,471	\$ 64,300	\$ 75,999	118.2%
Total Paratransit	\$ 292,500	\$ 159,776	\$ 298,300	\$ 209,630	70.3%
Federal Assistance	\$ 2,200,000	\$ 2,045,742	\$ 2,720,336	\$ (1,009,421)	-37.1%
State Assistance	\$ 1,250,000	\$ 261,430	\$ 1,156,142	\$ 243,258	21.0%
EC County Assistance	\$ 118,600	\$ 22,919	\$ 273,000	\$ 102,702	37.6%
Altoona Assistance	\$ 115,000	\$ -	\$ 134,000	\$ -	0.0%
Total Assistance	\$ 3,683,600	\$ 2,330,091	\$ 4,283,478	\$ (663,461)	-15.5%
Advertising	\$ 42,000	\$ 40,777	\$ 55,000	\$ 21,908	39.8%
Vending Commission	\$ -	\$ -	\$ -	\$ -	#DIV/0!
Gifts & Donations	\$ -	\$ 1,000	\$ -	\$ 600	#DIV/0!
Other Penalties	\$ -	\$ -	\$ -	\$ -	#DIV/0!
Miscellaneous	\$ 1,000	\$ 10,668	\$ 15,150	\$ 1,336	8.8%
General Fund - Operations	\$ 1,160,200	\$ -	\$ 1,294,009	\$ -	0.0%
Sale of Capital Assets	\$ -	\$ -	\$ -	\$ -	#DIV/0!
Fund Balance Applied	\$ -	\$ -	\$ -	\$ -	#DIV/0!
Fund Balance Used for CIP	\$ -	\$ -	\$ -	\$ -	#DIV/0!
Total Other	\$ 1,203,200	\$ 52,445	\$ 1,364,159	\$ 23,843	1.7%
TOTAL REVENUES	\$ 5,862,900	\$ 2,975,824	\$ 6,793,537	\$ (2,710)	0.0%

Eau Claire Transit System

Operating Expenses

Report Date: June 30, 2024

% of Year Expired: 50.0%

	Prior Year		Current Year		
	2023 Budget	2023 Y-T-D	2024 Budget	2024 Y-T-D	% of Budget
Admin Wages	\$ 332,500	\$ 127,924	\$ 342,979	\$ 160,353	46.8%
Admin OT Wages	\$ 12,000	\$ 7,973	\$ 2,000	\$ 4,915	245.8%
Admin Benefits	\$ 214,600	\$ 86,157	\$ 229,123	\$ 97,860	42.7%
Operator Wages	\$ 1,285,300	\$ 504,768	\$ 1,534,674	\$ 681,564	44.4%
Operator OT Wages	\$ 23,000	\$ 141,742	\$ 23,000	\$ 122,800	533.9%
Operator Benefits	\$ 724,100	\$ 275,795	\$ 839,724	\$ 353,563	42.1%
Shop Wages	\$ 278,100	\$ 133,750	\$ 309,861	\$ 138,972	44.8%
Shop OT Wages	\$ 23,800	\$ 19,437	\$ 8,800	\$ 47,275	537.2%
Shop Benefits	\$ 158,000	\$ 52,803	\$ 138,113	\$ 57,209	41.4%
Total Payroll	\$ 3,051,400	\$ 1,350,351	\$ 3,428,274	\$ 1,664,511	48.6%
Printing & Binding	\$ 10,700	\$ 2,905	\$ 10,700	\$ 3,385	31.6%
Advertising & Marketing	\$ 32,400	\$ 1,206	\$ 40,000	\$ 7,748	19.4%
Custodial	\$ 24,500	\$ 7,533	\$ 24,717	\$ 12,300	49.8%
Security	\$ 46,800	\$ 6,025	\$ 91,000	\$ 14,941	16.4%
Utilities	\$ 12,500	\$ 7,597	\$ 13,900	\$ 22,781	163.9%
Ins & Admin Charges	\$ 195,900	\$ 81,799	\$ 204,000	\$ 101,500	49.8%
Misc. Services	\$ 431,500	\$ 123,733	\$ 500,698	\$ 144,277	28.8%
Total Services	\$ 754,300	\$ 230,797	\$ 885,015	\$ 306,932	34.7%
Office Supplies	\$ 4,300	\$ 1,361	\$ 4,300	\$ 3,445	80.1%
Uniforms & Clothing	\$ 18,400	\$ 3,547	\$ 24,234	\$ 4,035	16.6%
Gas	\$ 1,000	\$ 455	\$ 1,000	\$ 601	60.1%
Diesel Fuel	\$ 450,000	\$ 147,547	\$ 450,000	\$ 162,299	36.1%
Motor Oil	\$ 17,400	\$ 4,177	\$ 17,400	\$ 8,716	50.1%
Tires	\$ 52,600	\$ 14,367	\$ 52,600	\$ 11,210	21.3%
Supplies	\$ 201,100	\$ 99,765	\$ 369,595	\$ 106,394	28.8%
Tool/Shop	\$ 16,700	\$ 5,203	\$ 16,700	\$ 5,615	33.6%
Equip Purchase		\$ 2,138	\$ 2,200	\$ -	0.0%
Misc. Materials/Supplies	\$ 6,500	\$ 364	\$ 13,493	\$ -	0.0%
Total Materials/Supplies	\$ 768,000	\$ 278,922	\$ 951,522	\$ 302,315	31.8%
Purchased Transp.	\$ 900,100	\$ 318,085	\$ 1,300,000	\$ 722,160	55.6%
Paratransit Cer	\$ 88,200	\$ 27,908	\$ 83,000	\$ 37,575	45.3%
Total Paratransit	\$ 988,300	\$ 345,993	\$ 1,383,000	\$ 759,735	54.9%
Unfund Pen	\$ 38,500	\$ 16,041	\$ 38,500	\$ 19,147	49.7%
Loss on Disp of Equip	\$ -		\$ -		
Capital Purchases	\$ -		\$ -		
Depreciation	\$ -		\$ -		
Other Charges/Adj	\$ -		\$ -		
Total Other	\$ 38,500	\$ 16,041	\$ 38,500	\$ 19,147	49.7%
TOTAL EXPENSES	\$ 5,600,500	\$ 2,222,104	\$ 6,686,311	\$ 3,052,640	45.7%

EAU CLAIRE TRANSIT COMMUNITY OUTREACH

National Night Out!



Day Care Bus Washes!



Haas Fine Arts Center Bus Shelter Update





City of Eau Claire Transit Commission Workplan

What	Anticipated Outcome, Product or Result	Idea Source	Specific Actions	Target Dates	Identified Partners	Point Person
Bus Stops/Shelters	Public input and local engagement, ADA compliance, Policy recommendation to Council, Evaluation of stops for safety and accessibility	CIP, Commission	Hold public meetings as part of the commission meetings; Review existing policies; develop recommendations – possible work session	DEC 2023	Local manufacturers, artists and designers, ADRC, WIPTA Members, MPO	Transit Manager
Evaluate Fare Structure	Equitable Fare structure that allows for sustainable Transit Service	Commission	Review Structure Annually at a February or March Meeting. Make Recommendations to Council	MAR Annually	UWEC, ECASD, Mayo and Marshfield Clinic, Other Businesses that benefit from Transit Service	Transit Manager
Marketing Committee	Transit Promotion in the community, Increase transit use, Marketing plan	TDP	Recruit members, City Staff, commission	On going	Interested Members of the Public, Commission, UWEC, Outside Marketing agency	Transit Manager
Review of Complete Streets Policy	Make sure that Transit issues are considered	BPAC	Develop Recommendations as it relates to transit	On going	BPAC, Engineering	City Engineer
City Comprehensive Plan	Have Transit issues considered	Plan Commission	Hold public hearings to receive input on transit related sections to develop recommendations	2024	Planning	Community Development Director
Shawtown Neighborhood Plan	Have Transit issues considered	Plan Commission	Participate at planned meetings	2023	Planning	Senior City Planner
Transit Ambassador Program	Review of the program, guidance	Transit Division	Provide recommendation on possible activities/recruitment	2024	Western Dairyland	Contracted Provider

Explore 3 Bike Rack system on buses	Recommendation for procurement	Transit Division	Research issues where deployed; review suppliers	2024	WIPTA Members	Transit Manager
Electric Buses	Develop Strategy	CIP	Receive Public Input, Review other system deployments	2025	Sustainability Committee	Senior City Planner
Friends of Transit Program	Recognize Partners in the Community	Commission	Develop Categories and Criteria	2024	UWEC; ADRC	Commission Chair
Making bus schedules more consistent and easier to understand	Updated schedules, improvement on schedules and more consistency with timing.	Commission, UWEC	Monitor on time performance, receive UWEC student input. Work with UWEC students directly and distribute information.	On going	UWEC	Transit Manager
City-wide bike rental program	Establishing community partners and a transit-backed bike rental program	Commission, UWEC	Researching possible business partnerships	2024	UWEC	Transit Manager
Transit Service Expansion; Transfer Center Connections	Explore ways to connect the Transfer Center to other travel options, regional and otherwise.	Commission	Provide input as new developments are considered.	On going	UWEC, Chippewa Valley Rail Commission	Transit Manager
University Transit hub	Establishing a University Transit Hub	Commission	Hold meetings on campus, work with UWEC	2025	UWEC Student Senate, Parking and Transportation	Transit Manager
Adopt A Bus Stop Program	Involve the community in supporting transit by keeping bus stops in their neighborhood accessible year round	Commission	Work with Neighborhood Associations	2025	Neighborhood Associations	Transit Manager