



---

## Transit Commission Agenda

April 17, 2024

---

**PLEASE TAKE NOTICE** that the Eau Claire Transit Commission will meet Wednesday, April 17, 2024 at 6:00 P.M. in the North Conference Room at the City Hall, 203 S. Farwell Street, Eau Claire, Wisconsin. The purpose of this meeting will be to discuss the items on the agenda below:

1. Call to Order:
2. Pledge of Allegiance and Roll Call:
3. Reading and approval of minutes of the past meeting on March 20, 2024
4. Open Public Comment Period for Items that do not appear on this Agenda noted as Public Hearings or Items for Public Discussion
  - a. Comments from Chair
5. Public Hearings and Discussion
  - a.
6. Business Agenda items and Discussion
  - a. Homeless Voucher Program update (Billie Hufford)
  - b. UWEC Route change update (Ty Fadness)
  - c. Earth Week (Phil Swanhorst)
  - d. Altoona Route Extension (Tina Deetz)
  - e. Advertisements on bus benches (Ty Fadness)
  - f. Fare Schedule (Ty Fadness)
  - g. Ridership and Revenue Reports (Ty Fadness)
7. Manager's Report
  - a. Bus Stop Update
  - b. EDDIT Update
  - c. Technology Update
  - d. 2023 Workplan, Included for review
8. Adjournment



---

**Transit Commission  
Meeting Minutes**

**March 20, 2024**

---

**PLEASE TAKE NOTICE** that the Eau Claire Transit Commission will meet Wednesday, March 20, 2024 at 6:00 P.M. in the North Conference Room at the City Hall, 203 S. Farwell Street, Eau Claire, Wisconsin. The purpose of this meeting will be to discuss the items on the agenda below:

1. Call to Order: **18:00**
2. Pledge of Allegiance and Roll Call: **Present:** Chair Swanhorst, Fowler, Gragert, Greenwell, Lehner, Eaton, Bluma  
**Absent:** Scott  
**Also Present:** Transit Manager Ty Fadness, Administrative Associate II Laurie Middlestadt  
**Public Present:** Kyran Hamill. UW-EC, Tina Deetz
3. Reading and approval of minutes of the past meeting on February 21, 2024; Commissioner Lehner moved to approve, Greenwell seconded the motion. February minutes approved.
4. Open Public Comment Period for Items that do not appear on this Agenda noted as Public Hearings or Items for Public Discussion; **N/A**
  - a. **Comments from Chair:** March 20, 2024 Transit Commission Meeting was to be the last meeting for Commissioner Jeremy Gragert. Transit Manager Ty Fadness made a presentation in recognition and thanks to Commissioner Gragert for his time on the Transit Commission. Chair Swanhorst as well spoke with thanks to Commissioner Gragert for his service on the Transit Commission.
5. Public Hearings and Discussion
  - a. **N/A**
6. Business Agenda items and Discussion
  - a. **Homeless Voucher Program update (Billie Hufford);** Billie Hufford was unable to attend meeting due to prior engagements. Will be present to give update on Homeless Voucher Program on April's commission meeting.
  - b. **UWEC Route change update (Ty Fadness);** An update on was presented by Kyran Hamill, UWEC, as to the reasoning behind changes. A few points he pointed out were to eliminate the chance of having Student Fares and relook at Routes and other ways to reduce costs. Keeping Student fees down would mean eliminating service hours. Chancellor of UWEC would like to look at other transportation options.
  - c. **Earth Week (Phil Swanhorst);** Chair Swanhorst gave an update for plans for having "Earth Week" (April 22 – April 28<sup>th</sup>) and Fare Free week.

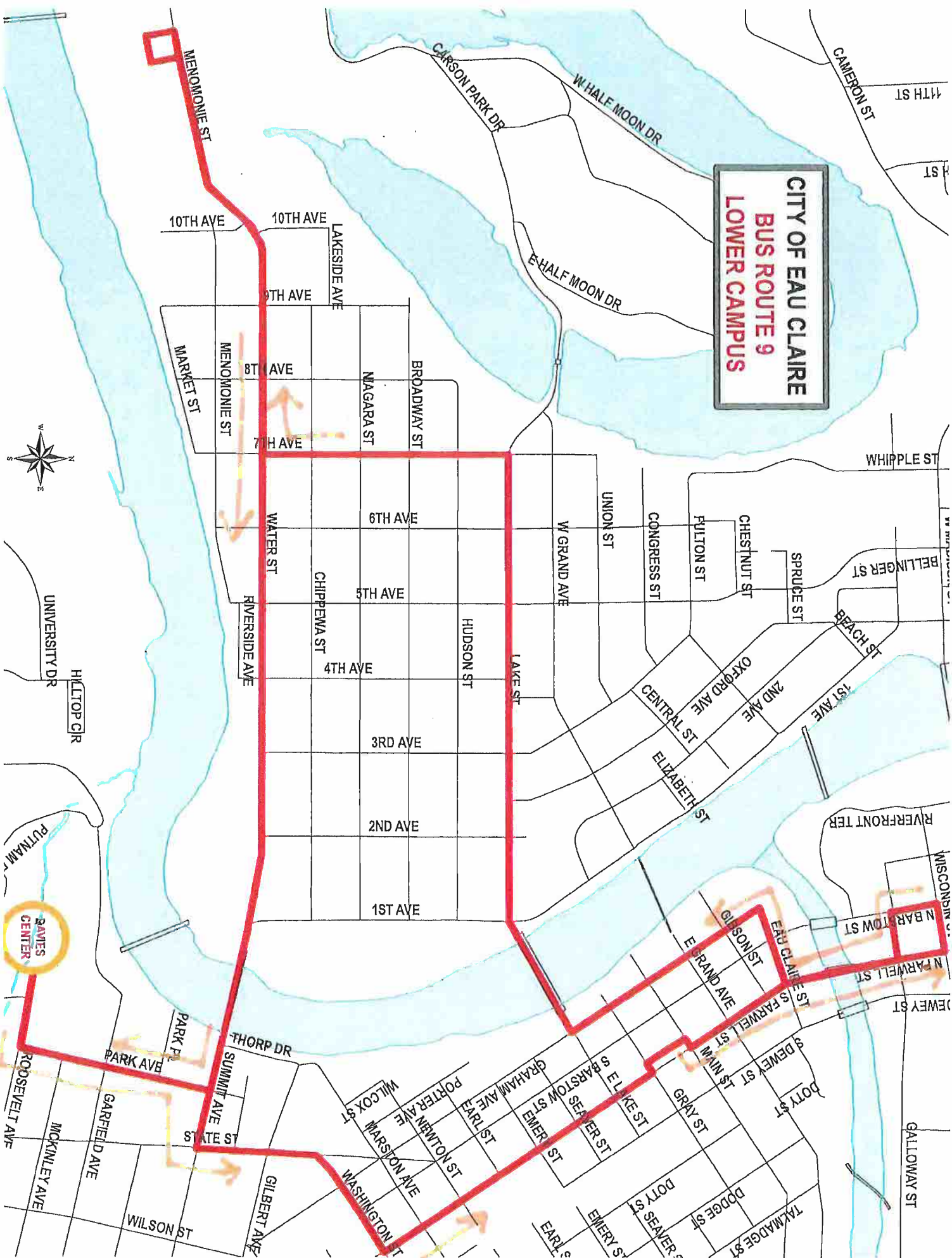


Breakdown of how will be paid is as follows: Union ATU1310 will donate for 2 days; Transit Alliance will donate for 2 days; JONAH will donate for 2 days.

- d. **Altoona Route Extension (Tina Deetz)**; A brief update was given on where in the process the implementation of the extension was.
  - e. **Advertisements on bus benches (Ty Fadness)**; Working on updating between 60-70 stops making ADA compliant along with advertising on benches with grant money.
  - f. **Library Summer Bus Pass (Ty Fadness)**; Will be running this program again for the 2024 Summer.
  - g. Ridership and Revenue Reports (Ty Fadness)
7. Manager's Report
- a. Community Pass Pilot Update
  - b. Technology Update
  - c. Community Outreach
  - d. 2023 Workplan, Included for review
  - e. **New Transit Commission Time**; It has been decided unanimously the new time for holding the Transit Commission meetings will be at **4:30pm** versus **6:00pm**. Meetings will still be held on the 3<sup>rd</sup> Wednesday on every month in the same location. This new time will begin on the **June 19<sup>th</sup>, 2024** meeting.
8. **Adjournment 19:31**

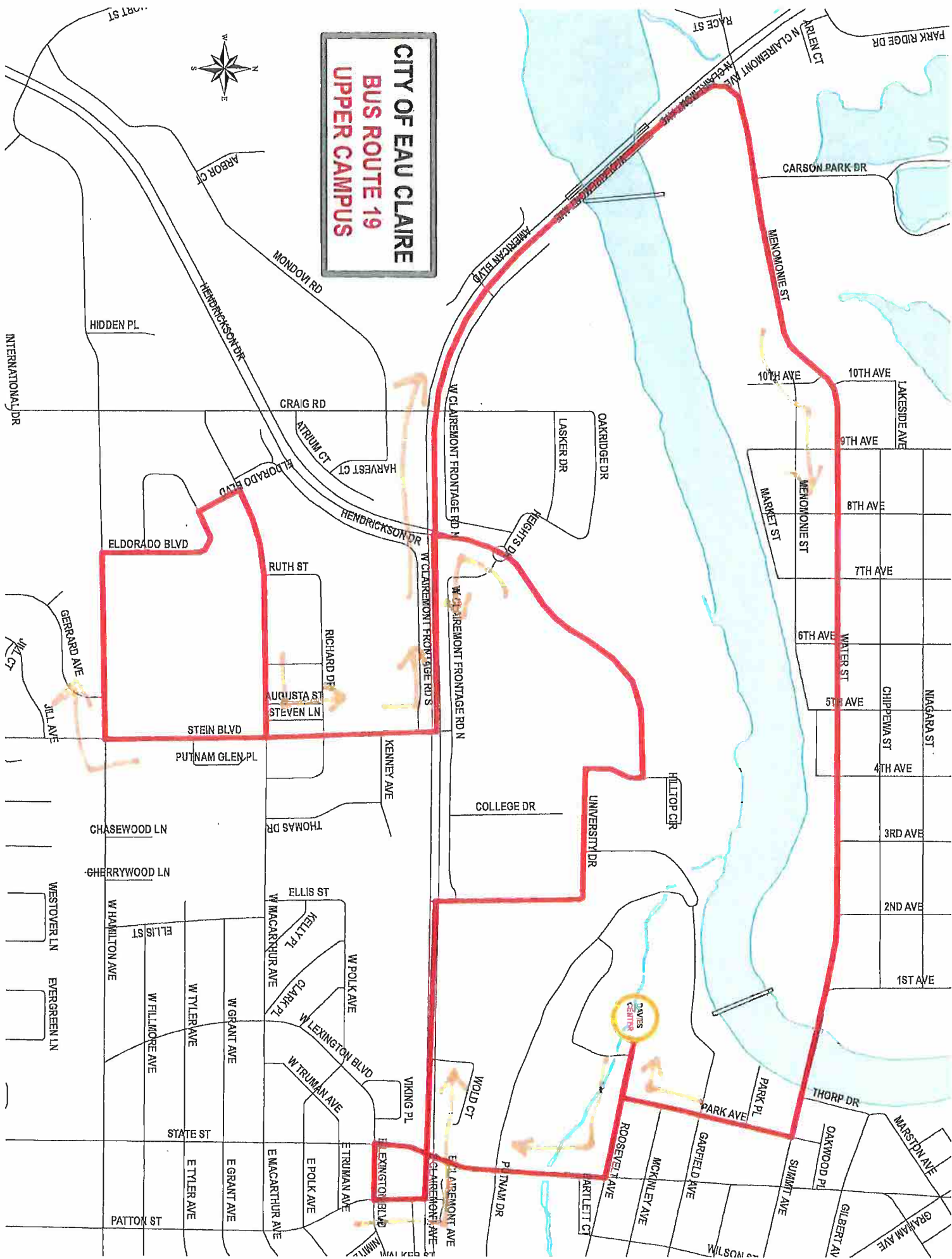
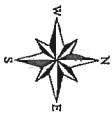
Move to Adjourn: Lehner

**CITY OF EAU CLAIRE  
BUS ROUTE 9  
LOWER CAMPUS**

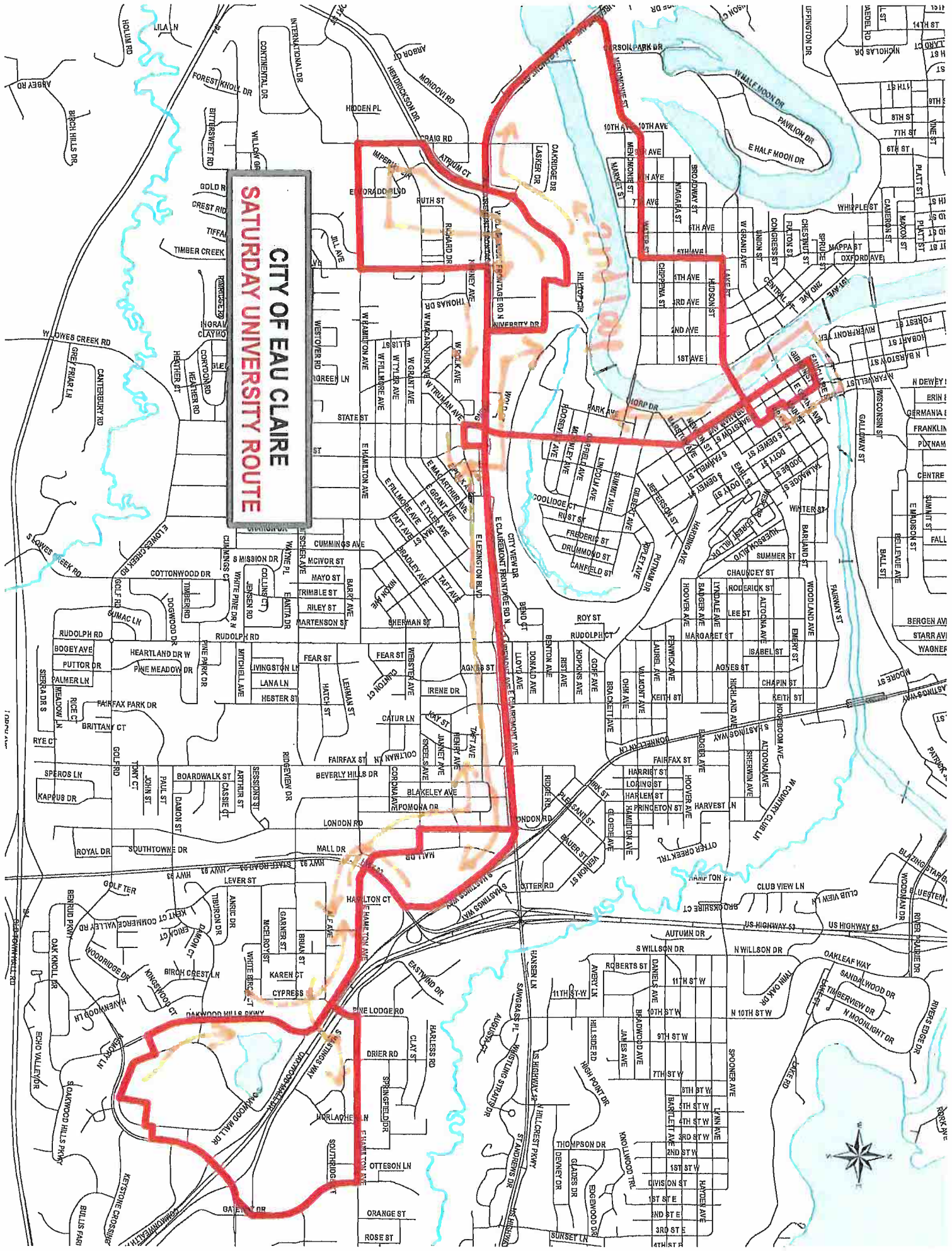




**CITY OF EAU CLAIRE  
BUS ROUTE 19  
UPPER CAMPUS**



# CITY OF EAU CLAIRE SATURDAY UNIVERSITY ROUTE



1000 ft



Turn sheet for routes 91, 92, 93, 94 Monday -Friday

**#9 Lower Campus**

headsign#60

**Leave Centennial Hall**

Right- Roosevelt Ave

**Circle Davies Center**

Left - Park Ave

Right- Summit Ave

Left - State St

Curve -Washington St

Left - Farwell St

Left - Gray St

**Right - into Transfer Center**

Right - Main St

Left - Farwell St

Left - Wisconsin St

**Left - Barstow St Menomonie Market**

Left - Galloway St

Right - N. Farwell St

Right - Eau Claire St

**Stop - at Haymarket Landing / Pablo**

Curve - Graham Ave

Right - Lake St

Left - Seventh Ave

Right - Water Street

**Left - into The Plex (Sonntag)**

Right - Monomonie St

Continue on Water St

Continue on Summit Ave

Right - Park Ave

**Stop - in front of Centennial Hall**

10/10/2023

**#19 Upper Campus** headsign#55

**Leave Centennial Hall**

Right- Roosevelt Ave

**Circle Davies Center**

Continue on Roosevelt Ave

Right - State St

Left - E. Lexington Blvd

Left - Patton St

Left - W. Clairemont Ave

Right - University Dr

Curve - Continue on University Dr

**Stop- Towers Hall**

Right - Stop Sign

Left - Stop Sign

**Stop- Oak Ridge Hall**

**Stop- Chancellors Hall**

Left - W. Clairemont

Right - Stein Blvd

Right - Hamilton Ave

Right - El Dorado Blvd

Curve then Right - El Dorado Blvd

Right - W. MacArthur Ave

Left - Stein Blvd

Left - W. Clairemont Ave

Right - Menomonie St

Continue to Water St

**Haas Fine Arts Center**

Continue to Summit Ave

Right - Park Ave

**Stop - in front of Centennial Hall**

Saturday University Route 951 - use headsign #91 University Mall

Sign in 9:48am Sign out 7:12pm unless you pick up passenger from Transfer Center

**CALL STOP TRANSFER CENTER**

**10:00am through 7:00pm, every hour**

Right- Main St

Left - N. Farwell St

Left- Eau Claire St

**CALL STOP: PABLO/HAYMARKET :01**

Left- Graham St

Right - State Street / Merge State Street

Left - E. Lexington Blvd

Left - Patton St

Left - W. Clairemont Ave

Right - University Dr

Curve - Continue on University Dr

**CALL STOP TOWERS :11**

Right - Stop Sign

Left - Stop Sign

**OAK RIDGE :12**

**CHANCELLORS HALL :13**

Continue to Clairemont ask if MacArthur is needed..

**If MacArthur needed, demand Response to:**

Continue Straight on HWY 37

Left - Craig Rd

Left - W. MacArthur Ave

**MACARTHUR-RUTH :17**

Left - Stein Blvd

Right - W. Clairemont Ave

**If MacArthur not needed, proceed to:**

Left - W. Clairemont Ave

Right - Hwy 53 LaCross Exit

Right - Exit 86 Hwy 93

Right - Hwy 93

Left - E Hamilton Ave

Left - Pine Lodge Rd

Right - E Hamilton Ave

Right - Gateway Dr

**CALL STOP SUPER TARGET :27**

Right - Golf Rd

Right - 2nd Entrance into Oakwood Mall

**CALL STOP OAKWOOD MALL :30**

Left - Service Rd

1st Right parking lot after Scheels

Left - In front of Hobby Lobby

Right - Frontage Road

Left - Before Manny's Cocina

Right - Oakwood Hills Pkwy

Curve - E. Hamilton Ave

Curve - Mall Dr

**CALL STOP FESTIVAL FOODS :34**

Left - Skeels Ave

Right - London Rd

Left - E. Clairemont Ave

Right - University Dr

Curve - Continue on University Dr

**CALL STOP TOWERS :44**

Right - Stop Sign

Left - Stop Sign

**OAK RIDGE :45**

**CHANCELLORS HALL :46**

Continue through roundabout to Clairemont

Right - W. Clairemont (Hwy 12)

Right- Menomonie Street

**CALL STOP THE PLEX :50**

Continue onto Water St

Left - 5th Ave

Right - Lake St

Left - N. Farwell St

Left- Gray St

Right - into Transfer Center



# Propose UWEC Routes January 2024

## Route 9 Lower Campus

Time point/call stops	91	92	93	94
Centennial Hall	:15	:45	:00	:30
Davies Center	:16	:46	:01	:31
Transfer Center	:21	:51	:06	:36
Menomnie Market	:24	:54	:09	:39
Haymarket/Pablo	:27	:57	:12	:42
3rd & Lake	:30	:00	:15	:45
Sonntag	:33	:03	:18	:48
Human Services	:36	:06	:21	:51
Return Centennial Hall	:40	:10	:25	:55

## Route 19 Upper Campus

Time point/call stops	91	92	93	94
Centennial Hall	:45	:15	:30	:00
Davies Center	:46	:16	:31	:01
Towers Hall	:51	:21	:36	:06
Oak Ridge Hall	:52	:22	:37	:07
Chancellors Hall	:52	:22	:37	:07
Bollinger Field	:00	:30	:45	:15
Haas Arts Center	:08	:38	:53	:23
Return Centennial Hall	:12	:42	:57	:27

- 91 Towers Hall begins at 6:51am, ends at 6:15pm at Centennial Hall
- 92 Haymarket / Pablo begins at 6:57am, ends at 6:15pm at Centennial Hall
- 93 Towers Hall begins at 7:36am, ends at 6:30pm at Centennial Hall
- 94 Haymarket / Pablo begins at 7:42am, ends at 10:30pm at Centennial Hall
- These start times line up with current start times and now will offer 15-minute service from 7:42am to 6:15pm to every UWEC bus stop
- Service will continue with one UWEC bus from 6:30pm to 10:30pm to Lower and Upper Campus

# FREE BUS RIDES

Earth Week, April 22 - 27

Thanks to:  
ATU Local 1310  
JONAH & Environmental  
Task Force  
Chippewa Valley Transit  
Alliance

Also join us for:  
Earth Week Open House  
Thursday, April 25, 4-8  
PM  
Brewing Projekt  
1807 N Oxford Ave., Eau  
Claire



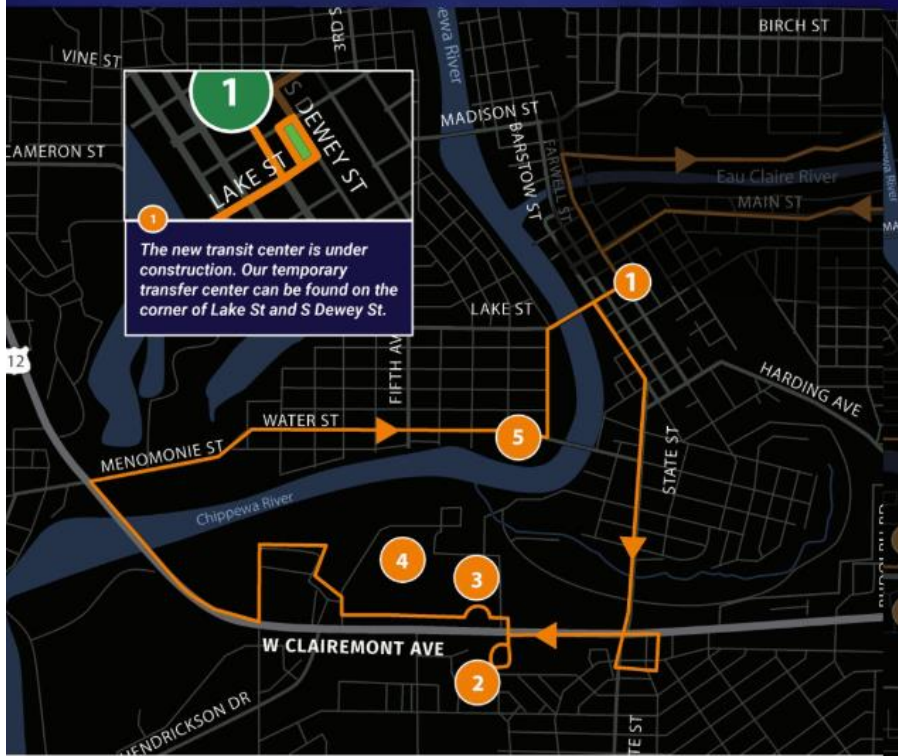
All city buses offer free rides to celebrate Earth Week and promote sustainability.

## Other Earth Week events, all at the Temporary Transfer Center:

- **MONDAY, APRIL 22 @ 12 PM**
  - Meet Assemblywoman Jodi Emerson and State Senator Jeff Smith
- **TUESDAY, APRIL 23 @ 12 PM**
  - Meet City Officials Lane Berg and Tyler Fadness
- **FRIDAY, APRIL 26 @ 12 PM**
  - Meet Council President Emily Berge and City Manager Stephanie Hirsch



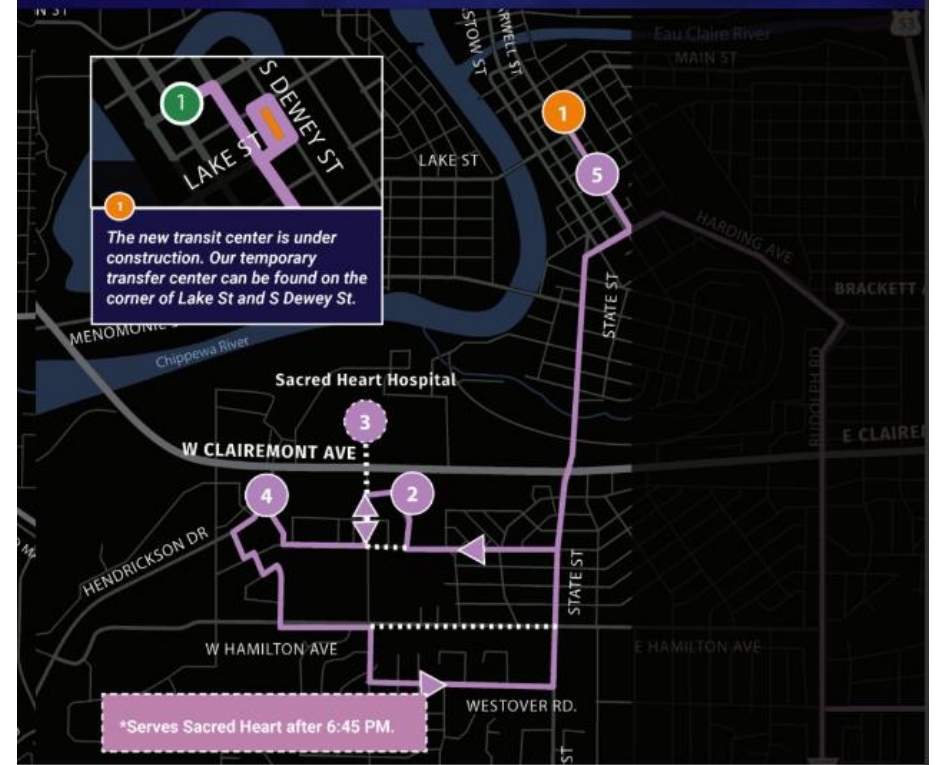
## ROUTE 7 : WEST CLAIREMONT



WEEK DAY

1	2	3	4	5	1
Transfer Center	Family Medicine Clinic	CVTC	Sacred Heart Hospital	UWEC Fine Arts	Transfer Center
6:45	-	6:56	6:57	-	7:15
7:15	7:23	7:24	7:26	7:37	7:45
8:15	8:23	8:24	8:26	8:37	8:45
9:15	9:23	9:24	9:26	9:37	9:45
10:15	10:23	10:24	10:26	10:37	10:45
11:15	11:23	11:24	11:26	11:37	11:45
12:15	12:23	12:24	12:26	12:37	12:45
1:15	1:23	1:24	1:26	1:37	1:45
2:15	2:23	2:24	2:26	2:37	2:45
3:15	3:23	3:24	3:26	3:37	3:45
4:15	4:23	4:24	4:26	4:37	4:45
5:15	5:23	5:24	5:26	5:37	5:45
7:15	7:23	7:24	7:26	7:37	7:45
7:45	7:53	7:54	7:56	8:07	8:15
8:15	8:23	8:24	8:26	8:37	8:45

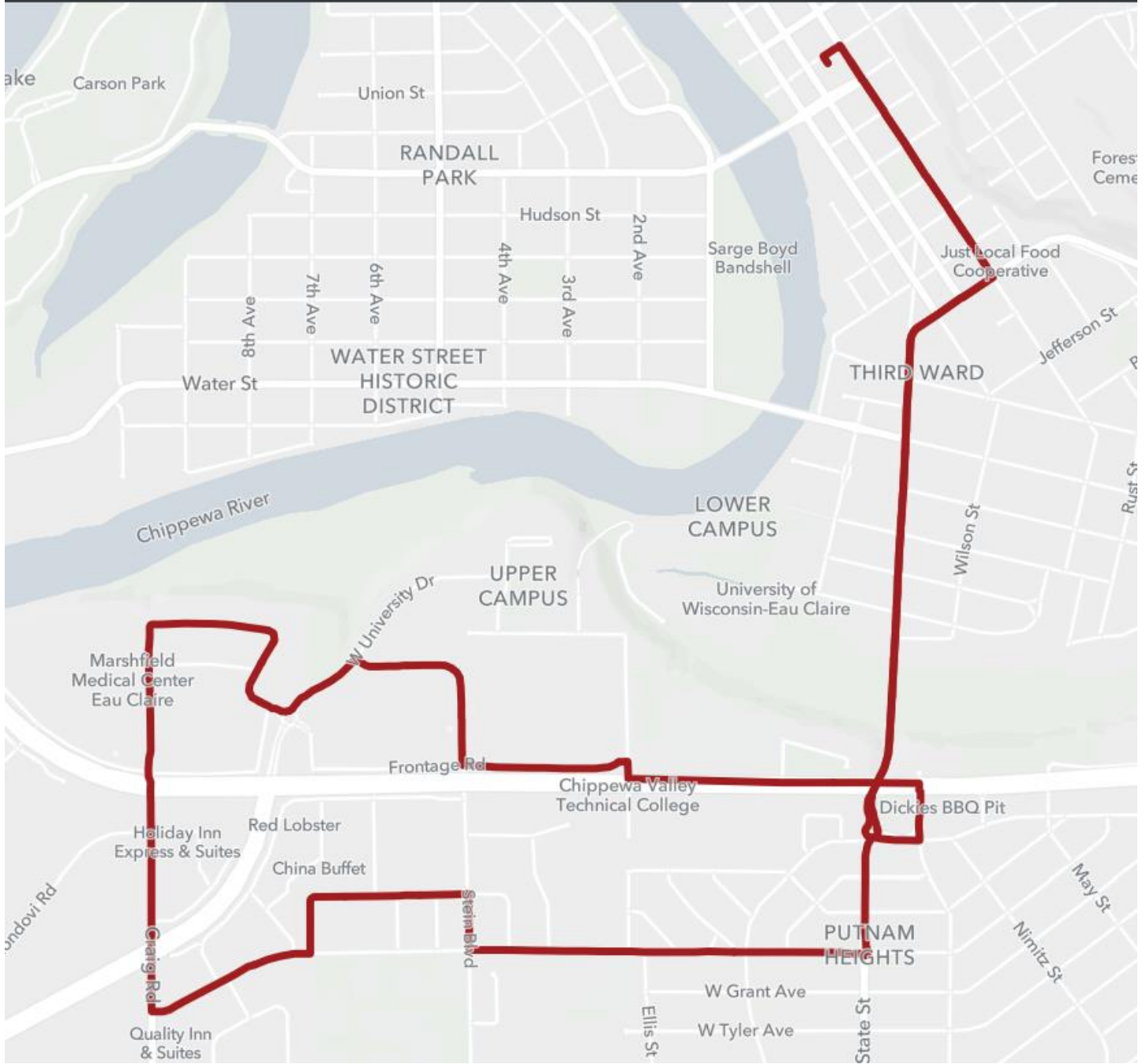
## ROUTE 15 : WEST MACARTHUR



WEEK DAY

1	2	3	4	5	1
Transfer Center	Mayo Clinic	*Sacred Heart Hospital	Shopko Plaza	Park Towers	Transfer Center
-	-	-	-	-	-
7:45	7:54	-	7:58	8:08	8:15
8:45	8:54	-	8:58	9:08	9:15
9:45	9:54	-	9:58	10:08	10:15
10:45	10:54	-	10:58	11:08	11:15
11:45	11:54	-	11:58	12:08	12:15
12:45	12:54	-	12:58	1:08	1:15
1:45	1:54	-	1:58	2:08	2:15
2:45	2:54	-	2:58	3:08	3:15
3:45	3:54	-	3:58	4:08	4:15
4:45	4:54	-	4:58	5:08	5:15
5:45	5:54	-	5:58	6:08	6:15
6:45	6:54	6:56	6:58	7:08	7:15
7:45	7:54	7:56	7:58	8:08	8:15
8:45	8:54	8:56	8:58	9:08	9:15
9:45	9:54	9:56	9:58	10:08	10:15

# 7/15 Combo El Diablo





# ROUTE 8 : FOLSOM & VINE

# ROUTE 18 : MEMORIAL



The new transit center is under construction. Our temporary transfer center can be found on the corner of Lake St and S Dewey St.

The new transit center is under construction. Our temporary transfer center can be found on the corner of Lake St and S Dewey St.

WEEK DAY						WEEK DAY				
1 Transfer Center	2 Third & Walnut	3 Dove Healthcare	4 Westwind Apts.	5 Delong Middle School	6 Seventh & Vine	1 Transfer Center	2 Transfer Center	3 Fairfax at McDonalds	4 Memorial High School	1 Transfer Center
-	5:53	5:56	5:58	5:59	6:04	6:15	6:15	6:25	6:30	6:45
6:15	6:23	6:26	6:28	6:29	6:34	6:45	6:45	6:55	7:00	7:15
6:45	6:53	6:56	6:58	6:59	7:04	7:15	7:15	7:25	7:30	7:45
7:15	7:23	7:26	7:28	7:29	7:34	7:45	7:45	7:55	8:00	8:15
7:45	7:53	7:56	7:58	7:59	8:04	8:15	8:15	8:25	8:30	8:45
8:15	8:23	8:26	8:28	8:29	8:34	8:45	8:45	8:55	9:00	9:15
8:45	8:53	8:56	8:58	8:59	9:04	9:15	9:15	9:25	9:30	9:45
9:15	9:23	9:26	9:28	9:29	9:34	9:45	9:45	9:55	10:00	10:15
9:45	9:53	9:56	9:58	9:59	10:04	10:15	10:15	10:25	10:30	10:45
10:15	10:23	10:26	10:28	10:29	10:34	10:45	10:45	10:55	11:00	11:15
10:45	10:53	10:56	10:58	10:59	11:04	11:15	11:15	11:25	11:30	11:45
11:15	11:23	11:26	11:28	11:29	11:34	11:45	11:45	11:55	12:00	12:15
11:45	11:53	11:56	11:58	11:59	12:04	12:15	12:15	12:25	12:30	12:45
12:15	12:23	12:26	12:28	12:29	12:34	12:45	12:45	12:55	1:00	1:15
12:45	12:53	12:56	12:58	12:59	1:04	1:15	1:15	1:25	1:30	1:45
1:15	1:23	1:26	1:28	1:29	1:34	1:45	1:45	1:55	2:00	2:15
1:45	1:53	1:56	1:58	1:59	2:04	2:15	2:15	2:25	2:30	2:45
2:15	2:23	2:26	2:28	2:29	2:34	2:45	2:45	2:55	3:00	3:15
2:45	2:53	2:56	2:58	2:59	3:04	3:15	3:15	3:25	3:30	3:45
3:15	3:23	3:26	3:28	3:29	3:34	3:45	3:45	3:55	4:00	4:15
3:45	3:53	3:56	3:58	3:59	4:04	4:15	4:15	4:25	4:30	4:45
4:15	4:23	4:26	4:28	4:29	4:34	4:45	4:45	4:55	5:00	5:15
4:45	4:53	4:56	4:58	4:59	5:04	5:15	5:15	5:25	5:30	5:45
5:15	5:23	5:26	5:28	5:29	5:34	5:45	5:45	5:55	6:00	6:15
5:45	5:53	5:56	5:58	5:59	6:04	6:15	6:15	6:25	6:30	6:45
6:15	6:23	6:26	6:28	6:29	6:34	6:45	7:45	7:55	8:00	8:15
7:15	7:23	7:26	7:28	7:29	7:34	7:45	8:45	8:55	9:00	9:15
8:15	8:23	8:26	8:28	8:29	8:34	8:45	9:45	9:55	10:00	10:15
9:15	9:23	9:26	9:28	9:29	9:34	9:45				

TRANSIT FEES					
	T-100	All Day Pass (Unlimited Rides)		2018	\$3.75
	T-101	One Time Bus Fare - Regular.		2018	\$1.75
	T-102	One Time Bus Fare - Passengers with Disabilities and/or Age 65 and Above		2018	\$0.85
	T-103	One Time Bus Fare - Paratransit.		2018	\$3.50
	T-104	Monthly Bus Pass - Regular.		2018	\$50.00
	T-105	Monthly Bus Pass - Passengers with Disabilities and/or Age 65 and Above		2018	\$25.00
	T-106	Student Pass (Unlimited Rides) K-12 Student Semester Pass.		2018	\$50.00
	T-107	Student Passes (Unlimited Rides) K-12 Student Summer Pass.		2018	\$35.00
	T-108	Student Passes (Unlimited Rides) CVTC Student Semester Pass.		2018	\$140.00
	T-109	Student Passes (Unlimited Rides) CVTC Student Summer Pass.		2018	\$100.00
	T-110	Student Passes (Unlimited Rides) UWEC Faculty and Students with Current ID - Free Per Contract.		2013	No Fee
	T-111	CDL Testing		2016	\$50.00
	T-112	One-time Student Bus Fare		2018	\$1.25
	T-113	Mailing Fee		N/A	\$0.75
	T-114	Laminating Fee		N/A	\$0.50
	T-115	Community Table Tickets (unlimited rides to and from Community Table, only at specific times). Charge is per month.		2018	\$55.00
	T-116	One-time Paratransit Trip Agency Fare		2024	\$20.00
	T-117	Certified Mail Fee		N/A	\$6.00
	T-118	Single Trip Tickets - book of 13 - Passengers with Disabilities and/or Age 65 and Above, and/or Income Qualifying		N/A	\$10.00
	T-119	Student Fare Single Trip Tickets		2018	\$12.50

Chap.	Line	License/Fee	Ordinance/ Statutory Authority	Last Fee Change	2024 Adopted Fee
	T-120	Summer Library Pass (good on Tuesdays and Thursdays after ECSD dismisses for the summer)		N/A	In-kind Services with Library
	T-121	3 Full Fare Tickets		2018	\$4.00
	T-122	Income qualifying Cash Fare		2021	\$0.85
	T-123	Income qualifying Monthly Pass		2021	\$25.00
	T-124	Tripper Routes		2020	Actual Cost
*****Note: Fee has been assessed historically, but had not been included in the schedule of fees and licenses.					

Eau Claire Transit Commission  
 Monthly Ridership Report  
 Mar-24

	Monthly			YTD Ridership		
	2023	2024	% Change	2023	2024	% Change
Full Cash Fare	1957	1771	-9.50%	5588	4930	-11.78%
Full Fare Tickets	1827	2091	14.45%	4746	5279	11.23%
Income-Qualifying Fare	221	333	50.68%	582	1142	96.22%
Student Cash Fare	275	575	109.09%	890	1909	114.49%
Student Fare Tickets	35	15	-57.14%	113	47	-58.41%
1/2 Cash Fare	1434	1302	-9.21%	3477	4065	16.91%
Reduced Fare Tickets	124	204	64.52%	788	675	-14.34%
Monthly Pass	7271	4002	-44.96%	17913	12345	-31.08%
Income-Qualifying Pass	2258	5145	127.86%	8061	16418	103.67%
Half Fare Pass	8072	8272	2.48%	21564	23777	10.26%
CVTC Pass	557	474	-14.90%	1240	1723	38.95%
Day Pass	793	775	-2.27%	2065	1564	-24.26%
MAX Pass	1502	1065	-29.09%	4335	3575	-17.53%
Non-UWEC Ridership	26326	26024	-1.15%	<b>71362</b>	77449	8.53%
UWEC	37524	36155	-3.65%	82551	96935	17.42%
Total	63850	62179	-2.62%	<b>153913</b>	174384	13.30%
Community Table	244	221	-9.43%	402	531	32.09%
<b>Paratransit</b>	<b>2140</b>		-100.00%	5774	4584	-20.61%
Free	466	174	-62.66%	467	1842	294.43%
Pool	0	0	#DIV/0!		0	
Transfer	3209	4400	37.11%	9924	13413	35.16%
Library	0	0		0	0	
Total	69909	66974	-4.20%	<b>170480</b>	194754	14.24%
Evening Ridership	546	3371	517.40%	1167		-100.00%
Saturday Ridership	3020	4324	43.18%	8939		-100.00%
Miles of Service-Day	55813.1	52302	-6.29%	151747		-100.00%
Passenger / Mile-Day	1.24	1.216072043	-2.15%	1.12	#DIV/0!	#DIV/0!
Hours of Service-Day	3940	3698	-6.15%	10654		-100.00%
Passenger / Hour-Day	17.60	17.19929692	-2.30%	15.89	#DIV/0!	#DIV/0!
Miles of Service-Eve.	9520	9488	-0.34%	27566		-100.00%
Passenger / Mile-Eve.	0.06	0.355290894	519.48%	0.04	#DIV/0!	#DIV/0!
Hours of Service-Eve.	668	663	-0.75%	1932		-100.00%
Passenger / Hour-Eve.	0.82	5.084464555	522.06%	0.60	#DIV/0!	#DIV/0!
Saturday	4	5	25.00%	8	9	12.50%
Weekday School	19	14	-26.32%	32	53	65.63%
Weekday Non-school	5	7	40.00%	10	13	30.00%

### 2024 Income-Qualifying Fare Progress Report

	Permits Issued	\$0.85 Trips	Passes Sold	Pass Trips
January	19	382	29	5471
February	18	427	33	5802
March	9	333	43	5145
April				
May				
June				
July				
August				
September				
October				
November				
December				
<b>Total:</b>	46	1142	105	16418

### 2023 Income-Qualifying Fare Progress Report

	Permits Issued	\$0.85 Trips	Passes Sold	Pass Trips
January	13	162	32	2197
February	11	186	28	3420
March	10	221	31	2519
April	19	399	22	5293
May	13	230	21	5249
June	15	209	21	5015
July	13	308	20	4092
August	14	352	24	4785
September	13	272	13	4664
October	22	332	35	6117
November	29	380	30	4686
December	17	411	39	5141
<b>Total:</b>	189	3462	316	53178



# Eau Claire Transit System

## Operating Revenues

Report Date: February 29, 2024

% of Year Expired: 16.7%

	Prior Year		Current Year		% of Budget
	2023 Budget	2023 Y-T-D	2024 Budget	2024 Y-T-D	
Full Fare Cash	\$ 34,000	\$ 6,283	\$ 42,000	\$ 5,868	14.0%
Full Fare Pass	\$ 76,000	\$ 20,500	\$ 90,000	\$ 18,750	20.8%
Full Fare Tickets	\$ 30,000	\$ 4,244	\$ 29,000	\$ 5,624	19.4%
Day Pass	\$ 11,000	\$ 1,388	\$ 8,000	\$ 1,470	18.4%
Total Full Adult Fares	<u>\$ 151,000</u>	<u>\$ 32,414</u>	<u>\$ 169,000</u>	<u>\$ 31,712</u>	18.8%
Income-Qualifying Cash	\$ 2,000	\$ 306	\$ 2,500	\$ 743	29.7%
Income-Qualifying Pass	\$ 12,000	\$ 2,425	\$ 20,000	\$ 8,175	40.9%
Total I-Q Fares:	<u>\$ 14,000</u>	<u>\$ 2,731</u>	<u>\$ 22,500</u>	<u>\$ 8,918</u>	39.6%
Reduced Fare Cash	\$ 8,800	\$ 1,732	\$ 14,000	\$ 2,505	17.9%
Reduced Fare Pass	\$ 60,000	\$ 9,600	\$ 66,000	\$ 12,075	18.3%
Reduced Fare Tickets	\$ 6,000	\$ 330	\$ 500	\$ 610	122.0%
Total Reduced Fares	<u>\$ 74,800</u>	<u>\$ 11,662</u>	<u>\$ 80,500</u>	<u>\$ 15,190</u>	18.9%
Student Fare Cash	\$ 5,000	\$ 763	\$ 5,000	\$ 1,671	33.4%
Student Fare Tickets	\$ 800	\$ 138	\$ 300	\$ -	0.0%
Student MAX Pass	\$ 17,500	\$ 3,800	\$ 14,000	\$ 2,500	17.9%
CVTC Student Pass	\$ 1,500	\$ -	\$ 5,300	\$ -	0.0%
UW - Eau Claire	\$ 412,000	\$ 137,000	\$ 551,000	\$ 138,000	25.0%
Pool/Library	\$ 7,000	\$ -	\$ -	\$ -	
Total Student Fares	<u>\$ 443,800</u>	<u>\$ 141,700</u>	<u>\$ 575,600</u>	<u>\$ 142,171</u>	24.7%
Paratransit Co-Pay	\$ 92,300	\$ 12,208	\$ 101,000	\$ 14,193	14.1%
Agency Fare	\$ 134,900	\$ 15,713	\$ 133,000	\$ 18,345	13.8%
Local Reimbursement	\$ 300	\$ -	\$ -	\$ -	
State PT Assistance	\$ 65,000	\$ -	\$ 64,300	\$ -	0.0%
Total Paratransit	<u>\$ 292,500</u>	<u>\$ 27,921</u>	<u>\$ 298,300</u>	<u>\$ 32,537</u>	10.9%
Federal Assistance	\$ 2,200,000	\$ -	\$ 2,720,336	\$ 1,009,421	37.1%
State Assistance	\$ 1,250,000	\$ -	\$ 1,156,142	\$ -	0.0%
EC County Assistance	\$ 118,600	\$ -	\$ 273,000	\$ 24,738	9.1%
Altoona Assistance	\$ 115,000	\$ -	\$ 134,000	\$ -	0.0%
Total Assistance	<u>\$ 3,683,600</u>	<u>\$ -</u>	<u>\$ 4,283,478</u>	<u>\$ 1,034,159</u>	24.1%
Advertising	\$ 42,000	\$ 12,628	\$ 55,000	\$ 6,628	12.1%
Vending Commission	\$ -	\$ -	\$ -	\$ -	
Gifts & Donations	\$ -	\$ -	\$ -	\$ -	
Other Penalties	\$ -	\$ -	\$ -	\$ -	
Miscellaneous	\$ 1,000	\$ 3,219	\$ 15,150	\$ 856	5.6%
General Fund - Operations	\$ 1,160,200	\$ -	\$ 1,294,009	\$ -	0.0%
Sale of Capital Assets	\$ -	\$ -	\$ -	\$ -	
Fund Balance Applied	\$ -	\$ -	\$ -	\$ -	
Fund Balance Used for CIP	\$ -	\$ -	\$ -	\$ -	
Total Other	<u>\$ 1,203,200</u>	<u>\$ 15,847</u>	<u>\$ 1,364,159</u>	<u>\$ 7,483</u>	0.5%
<b>TOTAL REVENUES</b>	<u><b>\$ 5,862,900</b></u>	<u><b>\$ 232,275</b></u>	<u><b>\$ 6,793,537</b></u>	<u><b>\$ 1,272,170</b></u>	<b>18.7%</b>

# Eau Claire Transit System

## Operating Expenses

Report Date: February 29, 2024

% of Year Expired: 16.7%

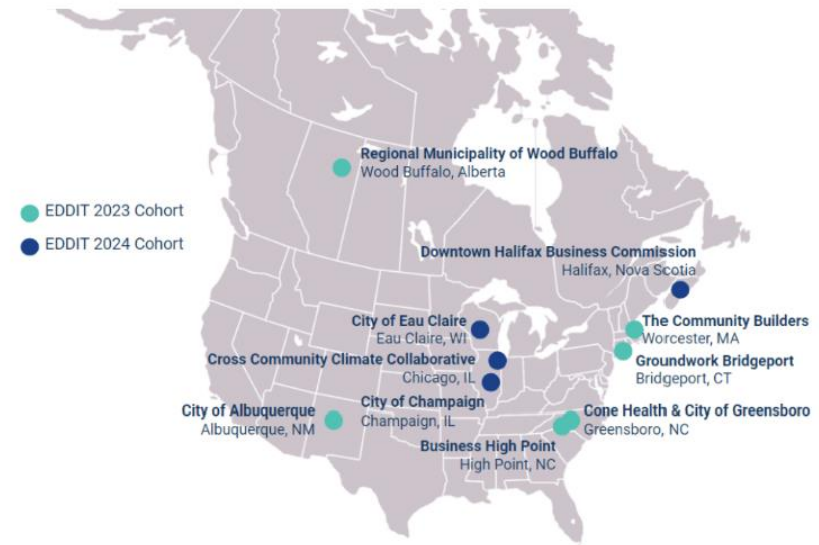
	Prior Year		Current Year		
	2023 Budget	2023 Y-T-D	2024 Budget	2024 Y-T-D	% of Budget
Admin Wages	\$ 332,500	\$ 38,538	\$ 342,979	\$ 40,608	11.8%
Admin OT Wages	\$ 12,000	\$ 2,187	\$ 2,000	\$ 1,222	61.1%
Admin Benefits	\$ 214,600	\$ 15,104	\$ 229,123	\$ 134,814	58.8%
Operator Wages	\$ 1,285,300	\$ 151,982	\$ 1,534,674	\$ 166,711	10.9%
Operator OT Wages	\$ 23,000	\$ 23,332	\$ 23,000	\$ 23,122	100.5%
Operator Benefits	\$ 724,100	\$ 86,797	\$ 839,724	\$ 93,485	11.1%
Shop Wages	\$ 278,100	\$ 39,244	\$ 309,861	\$ 36,443	11.8%
Shop OT Wages	\$ 23,800	\$ 9,951	\$ 8,800	\$ 8,129	92.4%
Shop Benefits	\$ 158,000	\$ 17,196	\$ 138,113	\$ 14,937	10.8%
Total Payroll	<u>\$ 3,051,400</u>	<u>\$ 384,331</u>	<u>\$ 3,428,274</u>	<u>\$ 519,471</u>	15.2%
Printing & Binding	\$ 10,700	\$ 1,293	\$ 10,700	\$ 1,772	16.6%
Advertising & Marketing	\$ 32,400	\$ 1,142	\$ 40,000	\$ 48	0.1%
Custodial	\$ 24,500	\$ 1,883	\$ 24,717	\$ 2,050	8.3%
Security	\$ 46,800	\$ 489	\$ 91,000	\$ 3,800	4.2%
Utilities	\$ 12,500	\$ 3,278	\$ 13,900	\$ 705	5.1%
Ins & Admin Charges	\$ 195,900	\$ 32,722	\$ 204,000	\$ 33,833	16.6%
Misc. Services	\$ 431,500	\$ 60,161	\$ 500,698	\$ 65,599	13.1%
Total Services	<u>\$ 754,300</u>	<u>\$ 100,969</u>	<u>\$ 885,015</u>	<u>\$ 107,807</u>	12.2%
Office Supplies	\$ 4,300	\$ 595	\$ 4,300	\$ 1,372	31.9%
Uniforms & Clothing	\$ 18,400	\$ 1,222	\$ 24,234	\$ 1,178	4.9%
Gas	\$ 1,000	\$ -	\$ 1,000	\$ 30	3.0%
Diesel Fuel	\$ 450,000	\$ -	\$ 450,000	\$ -	0.0%
Motor Oil	\$ 17,400	\$ -	\$ 17,400	\$ -	0.0%
Tires	\$ 52,600	\$ -	\$ 52,600	\$ -	0.0%
Supplies	\$ 201,100	\$ 40,603	\$ 369,595	\$ 29,467	8.0%
Tool/Shop	\$ 16,700	\$ 1,804	\$ 16,700	\$ 3,436	20.6%
Equip Purchase		\$ -	\$ 2,200	\$ -	
Misc. Materials/Supplies	\$ 6,500	\$ -	\$ 13,493	\$ 112	0.8%
Total Materials/Supplies	<u>\$ 768,000</u>	<u>\$ 44,225</u>	<u>\$ 951,522</u>	<u>\$ 35,596</u>	3.7%
Purchased Transp.	\$ 900,100	\$ 115,640	\$ 1,300,000	\$ 250,267	19.3%
Paratransit Cer	\$ 88,200	\$ 6,445	\$ 83,000	\$ 7,129	8.6%
Total Paratransit	<u>\$ 988,300</u>	<u>\$ 122,086</u>	<u>\$ 1,383,000</u>	<u>\$ 257,396</u>	18.6%
Unfund Pen	\$ 38,500	\$ 6,416	\$ 38,500	\$ 6,382	16.6%
Loss on Disp of Equip	\$ -		\$ -	\$ -	
Capital Purchases	\$ -		\$ -	\$ -	
Depereciation	\$ -		\$ -	\$ -	
Other Charges/Adj	\$ -		\$ -	\$ -	
Total Other	<u>\$ 38,500</u>	<u>\$ 6,416</u>	<u>\$ 38,500</u>	<u>\$ 6,382</u>	16.6%
<b>TOTAL EXPENSES</b>	<u><b>\$ 5,600,500</b></u>	<u><b>\$ 658,027</b></u>	<u><b>\$ 6,686,311</b></u>	<u><b>\$ 926,652</b></u>	<b>13.9%</b>

## Meet the Participating EDDIT Site Teams

The EDDIT team works closely with organizations to offer them a personalized data analysis and storytelling training program to support their existing equitable development projects.

Organizations include nonprofits, community groups, and local governments in small and mid-sized cities across Canada and the U.S.

Organizations work on a wide range of equitable development focus areas.





## City of Eau Claire Transit Commission Workplan

What	Anticipated Outcome, Product or Result	Idea Source	Specific Actions	Target Dates	Identified Partners	Point Person
<b>Bus Stops/Shelters</b>	Public input and local engagement, ADA compliance, Policy recommendation to Council, Evaluation of stops for safety and accessibility	CIP, Commission	Hold public meetings as part of the commission meetings; Review existing policies; develop recommendations – possible work session	DEC 2023	Local manufacturers, artists and designers, ADRC, WIPTA Members, MPO	Transit Manager
<b>Evaluate Fare Structure</b>	Equitable Fare structure that allows for sustainable Transit Service	Commission	Review Structure Annually at a February or March Meeting. Make Recommendations to Council	MAR Annually	UWEC, ECASD, Mayo and Marshfield Clinic, Other Businesses that benefit from Transit Service	Transit Manager
<b>Marketing Committee</b>	Transit Promotion in the community, Increase transit use, Marketing plan	TDP	Recruit members, City Staff, commission	On going	Interested Members of the Public, Commission, UWEC, Outside Marketing agency	Transit Manager
<b>Review of Complete Streets Policy</b>	Make sure that Transit issues are considered	BPAC	Develop Recommendations as it relates to transit	On going	BPAC, Engineering	City Engineer
<b>City Comprehensive Plan</b>	Have Transit issues considered	Plan Commission	Hold public hearings to receive input on transit related sections to develop recommendations	2024	Planning	Community Development Director
<b>Shawtown Neighborhood Plan</b>	Have Transit issues considered	Plan Commission	Participate at planned meetings	2023	Planning	Senior City Planner
<b>Transit Ambassador Program</b>	Review of the program, guidance	Transit Division	Provide recommendation on possible activities/recruitment	2024	Western Dairyland	Contracted Provider



<b>Explore 3 Bike Rack system on buses</b>	Recommendation for procurement	Transit Division	Research issues where deployed; review suppliers	2024	WIPTA Members	Transit Manager
<b>Electric Buses</b>	Develop Strategy	CIP	Receive Public Input, Review other system deployments	2025	Sustainability Committee	Senior City Planner
<b>Friends of Transit Program</b>	Recognize Partners in the Community	Commission	Develop Categories and Criteria	2024	UWEC; ADRC	Commission Chair
<b>Making bus schedules more consistent and easier to understand</b>	Updated schedules, improvement on schedules and more consistency with timing.	Commission, UWEC	Monitor on time performance, receive UWEC student input. Work with UWEC students directly and distribute information.	On going	UWEC	Transit Manager
<b>City-wide bike rental program</b>	Establishing community partners and a transit-backed bike rental program	Commission, UWEC	Researching possible business partnerships	2024	UWEC	Transit Manager
<b>Transit Service Expansion; Transfer Center Connections</b>	Explore ways to connect the Transfer Center to other travel options, regional and otherwise.	Commission	Provide input as new developments are considered.	On going	UWEC, Chippewa Valley Rail Commission	Transit Manager
<b>University Transit hub</b>	Establishing a University Transit Hub	Commission	Hold meetings on campus, work with UWEC	2025	UWEC Student Senate, Parking and Transportation	Transit Manager
<b>Adopt A Bus Stop Program</b>	Involve the community in supporting transit by keeping bus stops in their neighborhood accessible year round	Commission	Work with Neighborhood Associations	2025	Neighborhood Associations	Transit Manager