



Transit Commission Agenda

March 20, 2024

PLEASE TAKE NOTICE that the Eau Claire Transit Commission will meet Wednesday, March 20, 2024 at 6:00 P.M. in the North Conference Room at the City Hall, 203 S. Farwell Street, Eau Claire, Wisconsin. The purpose of this meeting will be to discuss the items on the agenda below:

1. Call to Order:
2. Pledge of Allegiance and Roll Call:
3. Reading and approval of minutes of the past meeting on February 21, 2024
4. Open Public Comment Period for Items that do not appear on this Agenda noted as Public Hearings or Items for Public Discussion
 - a. Comments from Chair
5. Public Hearings and Discussion
 - a.
6. Business Agenda items and Discussion
 - a. Homeless Voucher Program update (Billie Hufford)
 - b. UWEC Route change update (Ty Fadness)
 - c. Earth Week (Phil Swanhorst)
 - d. Altoona Route Extension (Tina Deetz)
 - e. Advertisements on bus benches (Ty Fadness)
 - f. Library Summer Bus Pass (Ty Fadness)
 - g. Ridership and Revenue Reports (Ty Fadness)
7. Manager's Report
 - a. Community Pass Pilot Update
 - b. Technology Update
 - c. Community Outreach
 - d. 2023 Workplan, Included for review
8. Adjournment



**Transit Commission
Meeting Minutes**

February 21, 2024

PLEASE TAKE NOTICE that the Eau Claire Transit Commission will meet Wednesday, February 21, 2024 at 6:00 P.M. in the North Conference Room at the City Hall, 203 S. Farwell Street, Eau Claire, Wisconsin. The purpose of this meeting will be to discuss the items on the agenda below:

1. Call to Order: **18:02**
2. Pledge of Allegiance and Roll Call: **Present:** Chair Swanhorst, Fowler, Gragert, Greenwell, Anderson, Scott, Lehner.
Absent: Eaton, Bluma
Also Present: Transit Manager Ty Fadness, Administrative Associate Laurie Mittlestadt
Public Present: Chuck Wilkinson, Tina Deeta
3. Reading and approval of minutes of the past meeting on January 17, 2024; Commissioner Greenwell moved to approve, Lehner seconded. January minutes approved.
4. Open Public Comment Period for Items that do not appear on this Agenda noted as Public Hearings or Items for Public Discussion; **N/A**
 - a. **Comments from Chair:** Bus stop locations should be addressed & corrected. Transit manager Fadness requested anyone with suggestions to please email requests.
5. Public Hearings and Discussion
 - a. **Altoona Route changes:** Feedback presented on Public hearing was positive in regards to propose Altoona Route. Still working to getting Route going ASAP. Greenwill looking for Mid-Year. Route was approved by Greenwell with Anderson seconding. Vote to approve was 5. Opposed vote 1. Motion to accept new Altoona Route Approved.
6. Business Agenda items and Discussion
 - a. UWEC Route change update (Ty Fadness)
 - b. Earth Day (Phil Swanhorst)
 - c. Ridership and Revenue Reports (Ty Fadness)
7. Manager's Report
 - a. Transit Equity Day review
 - b. Community Pass Pilot Update
 - c. Technology Update
 - d. 2023 Workplan, Included for review



8. Adjournment: **19:52**

Move to Adjourn: Lehner

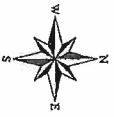
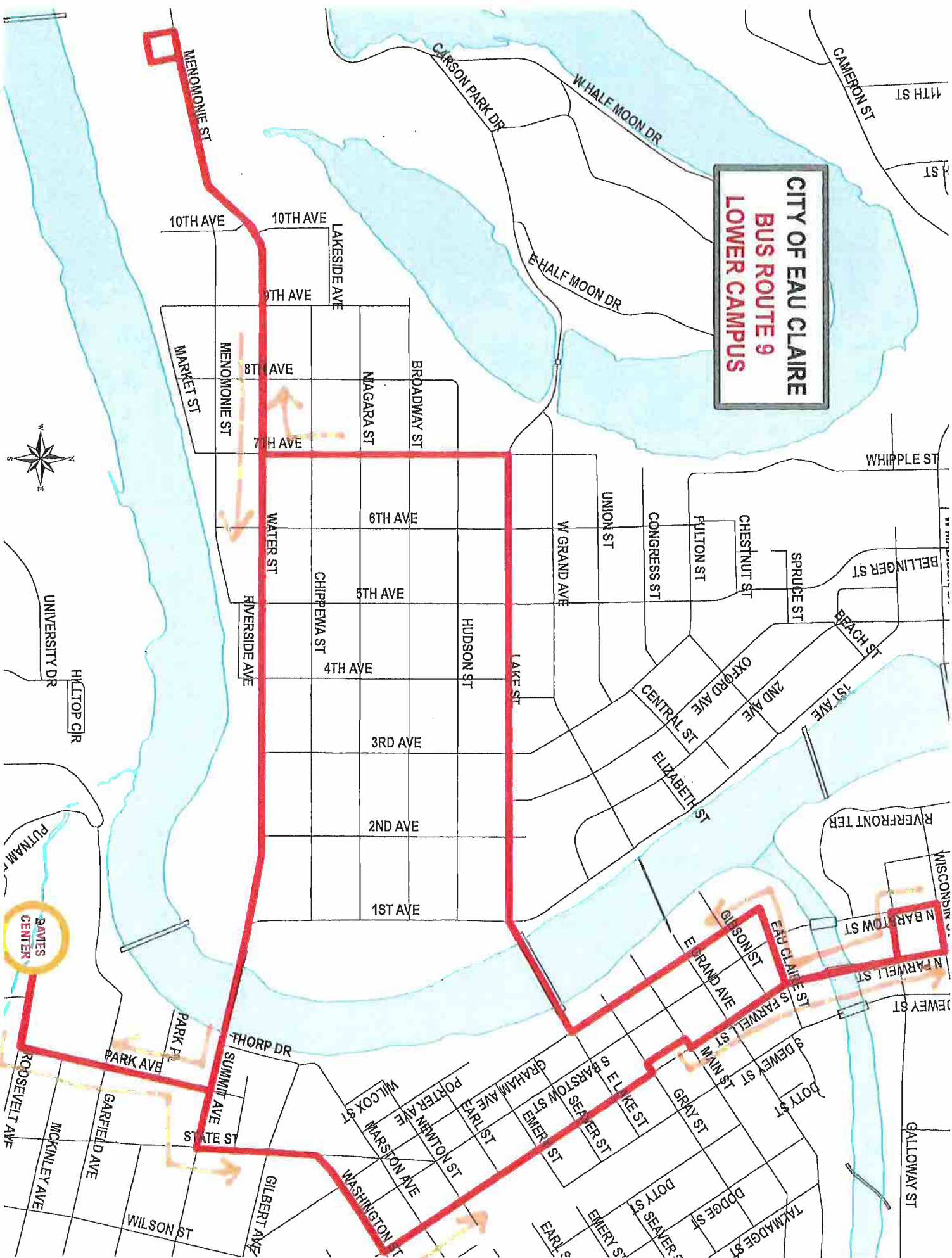
Phil Swanhorst, Chairperson
c: News Media

TRACKING DATA 2024-03-01

Date	Recipient First and Last Name	Has the recipient qualified for income-qualifying fare in the past year? (Distributing agency must confirm if recipient has qualified by checking the documentation log.)	Date qualified for income-qualifying fare? (Must match documentation log.)	Is the date on or after today's date of the previous year?	Does the recipient agree to answer all questions to qualify for an income-qualifying fare?	Number of Family Members in Household Including Self	What is the recipients yearly combined household income? Income Guidelines: 1-person: \$23,606 2-person: \$31,894 3-person: \$40,182 4-person: \$48,470 5-person: \$56,758 6-person: \$65,046 7-person: \$73,334 8-person: \$81,622
2/1/2024 8:21		Yes	1/11/2023	Yes			
2/1/2024 8:26		Yes	1/11/2024	Yes			
2/1/2024 9:55		No			Yes	2	0
2/1/2024 10:53		Yes	4/28/2023	Yes			
2/1/2024 11:39		No			Yes	3	0
2/5/2024 11:36		Yes	12/7/2023	Yes			
2/5/2024 13:08		Yes	4/13/2023	Yes			
2/7/2024 12:39		Yes	12/12/2023	Yes			
2/7/2024 19:35		No			Yes	1	0
2/7/2024 20:06		No			Yes	1	5904
2/7/2024 21:01		Yes	10/30/2023	Yes			
2/7/2024 21:05		Yes	1/23/2024	Yes			
2/8/2024 8:15		Yes	5/22/2023	Yes			
2/8/2024 8:32		Yes	4/26/2023	Yes			
2/8/2024 9:19		Yes	4/17/2023	Yes			
2/8/2024 9:47		Yes	9/28/2023	Yes			
2/8/2024 10:52		Yes	10/20/2023	Yes			
2/8/2024 11:43		Yes	12/27/2023	Yes			
2/8/2024 14:48		No			Yes	1	0
2/12/2024 14:08		Yes	9/27/2023	Yes			
2/15/2024 8:25		No			Yes	1	0
2/15/2024 9:26		Yes	4/13/2023	Yes			
2/15/2024 9:37		Yes	11/19/2023	Yes			
2/15/2024 9:39		Yes	11/9/1980	Yes			
2/15/2024 9:43		Yes	11/14/2023	Yes			
2/15/2024 10:01		Yes	4/28/2023	Yes			
2/15/2024 10:07		Yes	4/28/2023	Yes			
2/15/2024 10:17		Yes	10/27/2023	Yes			
2/15/2024 10:38		Yes	1/23/2023	Yes			
2/15/2024 10:42		No			Yes	1	3600
2/15/2024 11:11		Yes	4/21/2023	Yes			
2/15/2024 11:18		Yes	8/8/2023	Yes			
2/15/2024 11:26		No			Yes	1	0
2/15/2024 11:28		No			Yes	1	0
2/15/2024 11:32		Yes	4/11/2023	Yes			
2/15/2024 11:36		Yes	4/26/2023	Yes			
2/15/2024 12:01		Yes	12/7/2023	Yes			
2/15/2024 12:04		No			Yes	2	1000
2/15/2024 12:07		No			Yes	2	0
2/15/2024 12:09		Yes	9/1/2023	Yes			
2/15/2024 12:11		Yes	12/15/2023	Yes			
2/15/2024 15:42		Yes	6/8/2023	Yes			
2/15/2024 15:44		Yes	6/8/2023	Yes			
2/19/2024 13:05		No			Yes	1	0
2/19/2024 16:52		Yes	5/2/2023	Yes			
2/19/2024 16:54		Yes	5/2/2023	Yes			
2/22/2024 8:31		Yes	9/29/2023	Yes			
2/22/2024 8:34		Yes	5/23/2023	Yes			
2/22/2024 9:20		No			Yes	1	0
2/22/2024 9:53		Yes	4/17/2023	Yes			
2/22/2024 10:05		Yes	1/18/2024	Yes			
2/22/2024 10:24		Yes	6/28/2023	Yes			

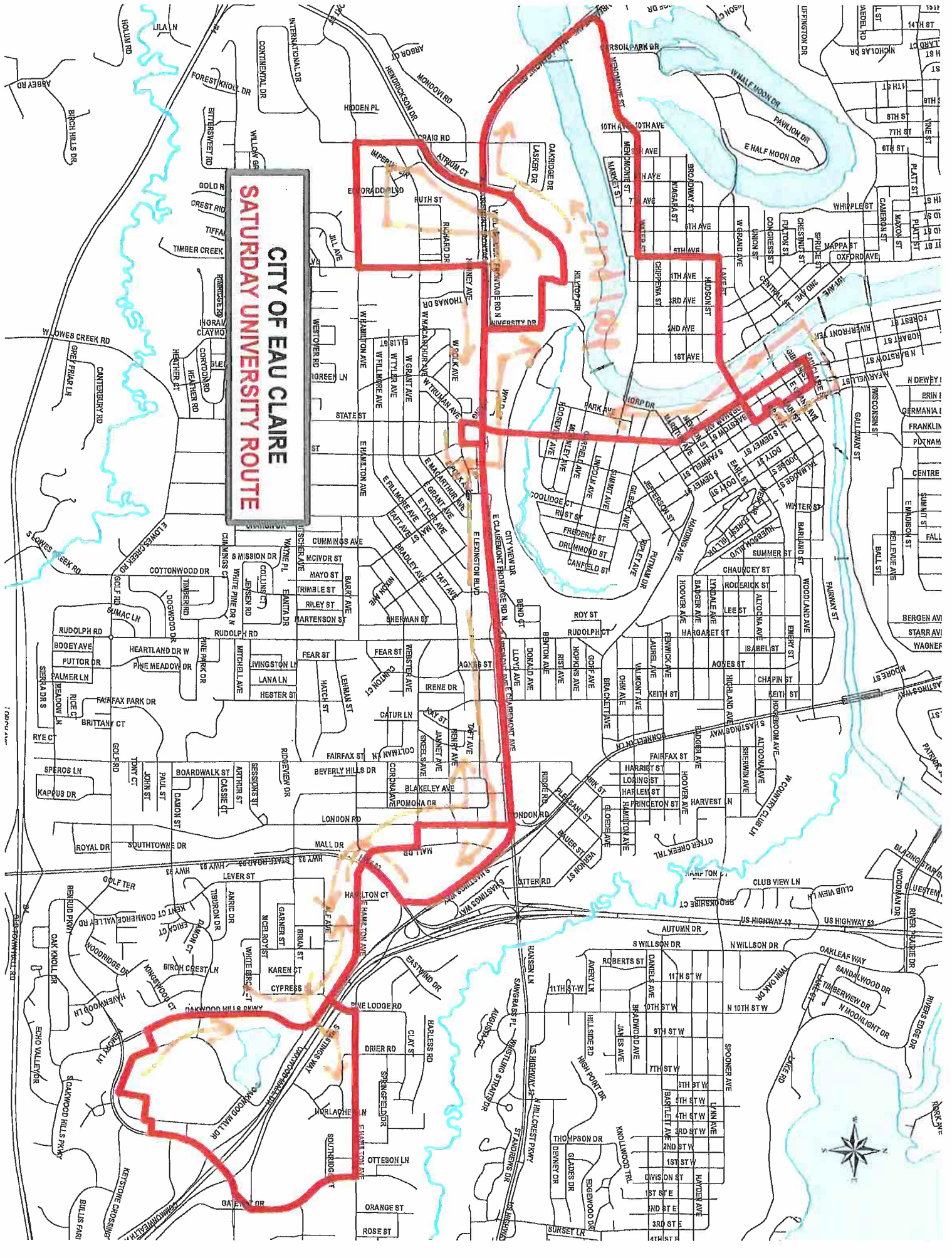
2/22/2024 10:28		Yes	10/12/2023	Yes			
2/22/2024 10:31		Yes	1/23/2024	Yes			
2/22/2024 10:41		Yes	9/1/2023	Yes			
2/22/2024 10:43		Yes	12/20/2023	Yes			
2/22/2024 10:44		Yes	12/4/2023	Yes			
2/22/2024 10:47		Yes	11/22/2023	Yes			
2/22/2024 10:56		Yes	11/30/2023	Yes			
2/22/2024 10:58		Yes	1/9/2024	Yes			
2/22/2024 13:08		Yes	9/22/2023	Yes			
2/22/2024 13:10		Yes	4/23/2023	Yes			
2/26/2024 15:18		Yes	4/13/2023	Yes			
2/26/2024 16:23		Yes	4/21/2023	Yes			
2/27/2024 8:25		Yes	4/12/2023	Yes			
2/29/2024 8:07		Yes	12/19/2023	Yes			
2/29/2024 8:29		Yes	10/31/2023	Yes			
2/29/2024 8:34		No			Yes	1	14000
2/29/2024 8:34		Yes	4/27/2023	Yes			
2/29/2024 9:12		Yes	4/23/2023	Yes			
2/29/2024 9:56		Yes	10/9/2023	Yes			
2/29/2024 9:57		Yes	4/14/2023	No	Yes	1	0
2/29/2024 10:01		Yes	10/23/2023	No	Yes	1	0
2/29/2024 10:03		No			Yes	1	0
2/29/2024 11:30		Yes	7/13/2023	Yes			

CITY OF EAU CLAIRE BUS ROUTE 9 LOWER CAMPUS



RAVINES CENTER

CITY OF EAU CLAIRE SATURDAY UNIVERSITY ROUTE



1000 ft

Turn sheet for routes 91, 92, 93, 94 Monday -Friday

#9 Lower Campus

headsign#60

Leave Centennial Hall

Right- Roosevelt Ave

Circle Davies Center

Left - Park Ave

Right- Summit Ave

Left - State St

Curve -Washington St

Left - Farwell St

Left - Gray St

Right - into Transfer Center

Right - Main St

Left - Farwell St

Left - Wisconsin St

Left - Barstow St Menomonie Market

Left - Galloway St

Right - N. Farwell St

Right - Eau Claire St

Stop - at Haymarket Landing / Pablo

Curve - Graham Ave

Right - Lake St

Left - Seventh Ave

Right - Water Street

Left - into The Plex (Sonntag)

Right - Monomonie St

Continue on Water St

Continue on Summit Ave

Right - Park Ave

Stop - in front of Centennial Hall

10/10/2023

#19 Upper Campus headsign#55

Leave Centennial Hall

Right- Roosevelt Ave

Circle Davies Center

Continue on Roosevelt Ave

Right - State St

Left - E. Lexington Blvd

Left - Patton St

Left - W. Clairemont Ave

Right - University Dr

Curve - Continue on University Dr

Stop- Towers Hall

Right - Stop Sign

Left - Stop Sign

Stop- Oak Ridge Hall

Stop- Chancellors Hall

Left - W. Clairemont

Right - Stein Blvd

Right - Hamilton Ave

Right - El Dorado Blvd

Curve then Right - El Dorado Blvd

Right - W. MacArthur Ave

Left - Stein Blvd

Left - W. Clairemont Ave

Right - Menomonie St

Continue to Water St

Haas Fine Arts Center

Continue to Summit Ave

Right - Park Ave

Stop - in front of Centennial Hall

Saturday University Route 951 - use headsign #91 University Mall

Sign in 9:48am Sign out 7:12pm unless you pick up passenger from Transfer Center

CALL STOP TRANSFER CENTER

10:00am through 7:00pm, every hour

Right- Main St

Left - N. Farwell St

Left- Eau Claire St

CALL STOP: PABLO/HAYMARKET :01

Left- Graham St

Right - State Street / Merge State Street

Left - E. Lexington Blvd

Left - Patton St

Left - W. Clairemont Ave

Right - University Dr

Curve - Continue on University Dr

CALL STOP TOWERS :11

Right - Stop Sign

Left - Stop Sign

OAK RIDGE :12

CHANCELLORS HALL :13

Continue to Clairemont ask if MacArthur is needed..

If MacArthur needed, demand Response to:

Continue Straight on HWY 37

Left - Craig Rd

Left - W. MacArthur Ave

MACARTHUR-RUTH :17

Left - Stein Blvd

Right - W. Clairemont Ave

If MacArthur not needed, proceed to:

Left - W. Clairemont Ave

Right - Hwy 53 LaCross Exit

Right - Exit 86 Hwy 93

Right - Hwy 93

Left - E Hamilton Ave

Left - Pine Lodge Rd

Right - E Hamilton Ave

Right - Gateway Dr

CALL STOP SUPER TARGET :27

Right - Golf Rd

Right - 2nd Entrance into Oakwood Mall

CALL STOP OAKWOOD MALL :30

Left - Service Rd

1st Right parking lot after Scheels

Left - In front of Hobby Lobby

Right - Frontage Road

Left - Before Manny's Cocina

Right - Oakwood Hills Pkwy

Curve - E. Hamilton Ave

Curve - Mall Dr

CALL STOP FESTIVAL FOODS :34

Left - Skeels Ave

Right - London Rd

Left - E. Clairemont Ave

Right - University Dr

Curve - Continue on University Dr

CALL STOP TOWERS :44

Right - Stop Sign

Left - Stop Sign

OAK RIDGE :45

CHANCELLORS HALL :46

Continue through roundabout to Clairemont

Right - W. Clairemont (Hwy 12)

Right- Menomonie Street

CALL STOP THE PLEX :50

Continue onto Water St

Left - 5th Ave

Right - Lake St

Left - N. Farwell St

Left- Gray St

Right - into Transfer Center

Propose UWEC Routes January 2024

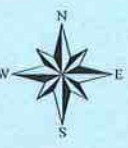
Route 9 Lower Campus

Time point/call stops	91	92	93	94
Centennial Hall	:15	:45	:00	:30
Davies Center	:16	:46	:01	:31
Transfer Center	:21	:51	:06	:36
Menomnie Market	:24	:54	:09	:39
Haymarket/Pablo	:27	:57	:12	:42
3rd & Lake	:30	:00	:15	:45
Sonntag	:33	:03	:18	:48
Human Services	:36	:06	:21	:51
Return Centennial Hall	:40	:10	:25	:55

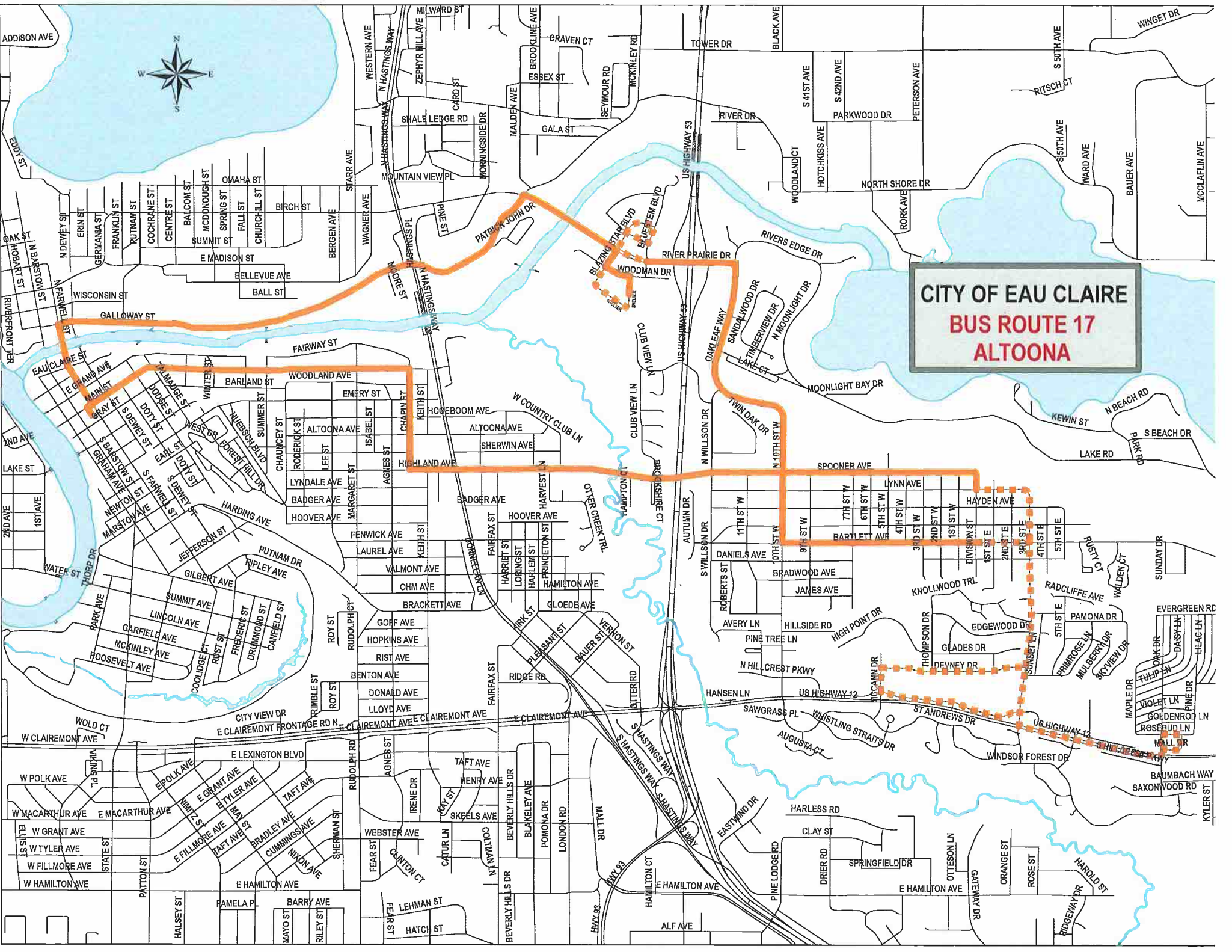
Route 19 Upper Campus

Time point/call stops	91	92	93	94
Centennial Hall	:45	:15	:30	:00
Davies Center	:46	:16	:31	:01
Towers Hall	:51	:21	:36	:06
Oak Ridge Hall	:52	:22	:37	:07
Chancellors Hall	:52	:22	:37	:07
Bollinger Field	:00	:30	:45	:15
Haas Arts Center	:08	:38	:53	:23
Return Centennial Hall	:12	:42	:57	:27

- 91 Towers Hall begins at 6:51am, ends at 6:15pm at Centennial Hall
- 92 Haymarket / Pablo begins at 6:57am, ends at 6:15pm at Centennial Hall
- 93 Towers Hall begins at 7:36am, ends at 6:30pm at Centennial Hall
- 94 Haymarket / Pablo begins at 7:42am, ends at 10:30pm at Centennial Hall
- These start times line up with current start times and now will offer 15-minute service from 7:42am to 6:15pm to every UWEC bus stop
- Service will continue with one UWEC bus from 6:30pm to 10:30pm to Lower and Upper Campus



CITY OF EAU CLAIRE
BUS ROUTE 17
ALTOONA



ROUTE 17 ALTOONA

Route 17 Altoona

Leave Transfer Center :45

Right Main St

Left Farwell St

Right Galloway St

Right River Prairie Dr

Right Blazing Star Blvd

Left Woodman Dr (Service Road)

Right West side of the Parking lot to Bus Shelter

CALL STOP WOODMANS :55

Follow curve to the right,back to the Traffic light

Continue on Blazing Star Blvd

Right Meadowlark Lane

Left Bluestem Blvd

Left Blazing Star Blvd

CALL STOP RIVER PRAIRIE PARK :58 @ SHELTER

Left River Prairie Dr

Right Oakleaf Way

Curve 10th St West

Left Bartlett Ave

CALL STOP ALTOONA SCHOOL :05

Right 3rd St East

Left Route 12/Iron Brigade Mem Hwy

Left Oak Drive, Hillcrest Estates

Right Rosebus Lane East

CALL STOP HILLCREST ESTATES :10

Right 3rd St East

Right Curve Mall Dr

Left Oak Dr

Right Route 12/Iron Brigade Mem Hwy

Right 3rd St East

Left North Hillcrest Pkwy

Right McCann Dr

Right Devney Dr

CALL STOP DEVNEY PARK :15

Left 3rd St East

Curve 3rd St East to Left on Lynn Ave

CALL STOP ALTOONA PUBLIC LIBRARY: 20

Right Division St

Left Spooner Ave

Continue - Highland Ave

Right Chapin St

CALL STOP St. Johns Apts :30

Left Main St

Left S Farwell St

Right Gray St

Right Transfer Center

CALL STOP TRANSFER CENTER :45



Creative Outdoor Advertising

Streetscape Infrastructure



A PUBLIC PRIVATE PARTNERSHIP PROGRAM

Creative Outdoor Advertising has 35-years of experience in the street amenities business which has made us the most reliable and efficient on-street advertising firm in business today. COA currently operates in over 250 municipalities with over 17,000 units on the street.

Our goal is to assist local municipalities in obtaining street furniture and related amenities through a Public Private Partnership Program.

OUR PROGRAMS ARE A TRUE WIN-WIN SCENARIO

Local communities get the infrastructure they need, taxpayers avoid footing the bill and local businesses get to build their brand in the communities they serve. This truly is public-private partnership at its best.

CORE PHILOSOPHY

- Street Furniture should blend-in & compliment the local streetscape
- Street furniture must be well maintained & contribute to the quality of life in the community
- Advertising must uphold community values in content & appearance
- Municipal clients should have access to the latest technology and street furniture available
- Company must support the community through.....
 - Complimentary PSA opportunities for local non-profits & local government agencies
 - Revenue sharing with municipal partners or local non-profits (Avg. 12% of net advertising sales revenue)
 - Local job creation





Creative Outdoor Advertising



Streetscape Infrastructure

A PUBLIC PRIVATE PARTNERSHIP PROGRAM

COA MAINTENANCE PROGRAM

- Every unit is barcoded & GPS verified at installation and during all service visits
- Municipal partners have access to "real-time" data including work orders & reports
 - *Removing graffiti*
 - *Repairing vandalism or damage*
 - *Maintenance of immediate area*
 - *Regular cleaning of immediate area*
 - *Regular cleaning of all amenities*
 - *Emptying recycling/waste bins, if desired*
 - *Ensuring advertisements are current and in a good state of repair*
 - *Respond to emergency work orders in a timely fashion*

PUBLIC AMENITY PROGRAM

- 100% cost free guaranteed
- Includes....
 - *Equipment costs*
 - *Installation costs*
 - *ADA compliance costs*
 - *Maintenance & service costs*
 - *Insurance & liability costs*
- Program is paid for by leasing commercial advertising space to local businesses
- A true "Win-Win-Win" scenario for government, taxpayers, non-profits & local businesses

MUNICIPAL PARTNER BENEFITS

- Get needed infrastructure at no cost to tax payers
- Municipal Partner maintains complete placement control
- Municipal Partner chooses design/color of desired units
- Participate in COA Net Advertising Sales Revenue sharing program
 - *Earn 6-20% revenue subject to contract terms negotiated*
- Access to "real-time" online portal for:
 - *Creating work orders for emergency maintenance & repairs*
 - *Receive automatic job completion notices for submitted work orders*
 - *Generate weekly, monthly and quarterly or annual reports for proof of performance*
- Access to COA's Municipal Partner PSA Program
 - *Receive free/low-cost PSA space to promote community events or public service messages*

Contact us for more information on this product or to hear more about our other product offerings!

Summer at the Library



**BUS
PASS**

**FREE bus rides to the library
on Mondays and Thursdays.**

This bus pass gives children and teens a free bus ride to and from the library to participate in **Summer at the Library**. Accompanying adults must pay full fare. If you don't know where to go or how to catch a bus, call ECT at 715-839-5111.

Bus pass valid June 1–August 15, 2024



Eau Claire Transit Commission

Monthly Ridership Report

Feb-24

	Monthly			YTD Ridership		
	2023	2024	% Change	2023	2024	% Change
Full Cash Fare	1563	1577	0.90%	3631	3159	-13.00%
Full Fare Tickets	1464	1660	13.39%	2919	3188	9.22%
Income-Qualifying Fare	199	427	114.57%	361	809	124.10%
Student Cash Fare	284	621	118.66%	615	1334	116.91%
Student Fare Tickets	57	9	-84.21%	78	32	-58.97%
1/2 Cash Fare	998	1344	34.67%	2043	2763	35.24%
Reduced Fare Tickets	335	227	-32.24%	664	471	-29.07%
Monthly Pass	5642	4082	-27.65%	10642	8343	-21.60%
Income-Qualifying Pass	3606	5802	60.90%	5803	11273	94.26%
Half Fare Pass	6299	7643	21.34%	13492	15505	14.92%
CVTC Pass	437	653	49.43%	683	1249	82.87%
Day Pass	527	598	13.47%	1272	789	-37.97%
MAX Pass	1496	1457	-2.61%	2833	2510	-11.40%
Non-UWEC Ridership	22907	26100	13.94%	47059	51425	9.28%
UWEC	38969	53450	37.16%	45027	60780	34.99%
Total	61876	79550	28.56%	92086	112205	21.85%
Community Table	66	152	130.30%	158	310	96.20%
Paratransit	1720		-100.00%	3634	2260	-37.81%
Free	1	1550	154900.00%	4020	1668	-58.51%
Pool	0	0	#DIV/0!	0	0	#DIV/0!
Transfer	3033	4324	42.57%	6715	9013	34.22%
Library	0	0	#DIV/0!	0	0	#DIV/0!
Total	66,696	85576	28.31%	14527	125456	763.61%
Evening Ridership	332	2515	657.53%	621	4500	624.64%
Saturday Ridership	3260	3585	9.97%	5919	6483	9.53%
Miles of Service-Day	51238	53208	3.84%	95934	98491	2.67%
Passenger / Mile-Day	1.30	1.561062246	20.53%	0.14	1.228091907	747.23%
Hours of Service-Day	3637	3805.6	4.64%	6714	6988.9	4.09%
Passenger / Hour-Day	18.25	21.82599327	19.61%	2.07	17.30687233	735.60%
Miles of Service-Eve.	9520	10188	7.02%	18046	20712	14.77%
Passenger / Mile-Eve.	0.03	0.24685905	607.86%	0.03	0.217265353	531.36%
Hours of Service-Eve.	668	713	6.74%	1264	1449.8	14.66%
Passenger / Hour-Eve.	0.50	3.527349229	609.72%	0.49	3.103876397	531.97%
Saturday	4		-100.00%	8	4	-50.00%
Weekday School	15	21	40.00%	32	39	21.88%
Weekday Non-school	5	1	-80.00%	10	6	-40.00%

2024 Income-Qualifying Fare Progress Report

	Permits Issued	\$0.85 Trips	Passes Sold	Pass Trips
January	19	382	29	5471
February	18	427	33	5802
March				
April				
May				
June				
July				
August				
September				
October				
November				
December				
Total:	37	809	62	11273

2023 Income-Qualifying Fare Progress Report

	Permits Issued	\$0.85 Trips	Passes Sold	Pass Trips
January	13	162	32	2197
February	11	186	28	3420
March	10	221	31	2519
April	19	399	22	5293
May	13	230	21	5249
June	15	209	21	5015
July	13	308	20	4092
August	14	352	24	4785
September	13	272	13	4664
October	22	332	35	6117
November	29	380	30	4686
December	17	411	39	5141
Total:	189	3462	316	53178

Eau Claire Transit System

Operating Revenues

Report Date: January 31, 2024

% of Year Expired: 8.3%

	Prior Year		Current Year		% of Budget
	2023 Budget	2023 Y-T-D	2024 Budget	2024 Y-T-D	
Full Fare Cash	\$ 34,000	\$ 3,549	\$ 42,000	\$ 3,105	7.4%
Full Fare Pass	\$ 76,000	\$ 17,750	\$ 90,000	\$ 6,150	6.8%
Full Fare Tickets	\$ 30,000	\$ 1,760	\$ 29,000	\$ 3,348	11.5%
Day Pass	\$ 11,000	\$ 799	\$ 8,000	\$ 851	10.6%
Total Full Adult Fares	\$ 151,000	\$ 23,858	\$ 169,000	\$ 13,454	8.0%
Income-Qualifying Cash	\$ 2,000	\$ 136	\$ 2,500	\$ 372	14.9%
Income-Qualifying Pass	\$ 12,000	\$ 1,250	\$ 20,000	\$ 6,500	32.5%
Total I-Q Fares:	\$ 14,000	\$ 1,386	\$ 22,500	\$ 6,872	30.5%
Reduced Fare Cash	\$ 8,800	\$ 889	\$ 14,000	\$ 1,356	9.7%
Reduced Fare Pass	\$ 60,000	\$ 4,950	\$ 66,000	\$ 5,950	9.0%
Reduced Fare Tickets	\$ 6,000	\$ 380	\$ 500	\$ 310	62.0%
Total Reduced Fares	\$ 74,800	\$ 6,219	\$ 80,500	\$ 7,616	9.5%
Student Fare Cash	\$ 5,000	\$ 405	\$ 5,000	\$ 898	18.0%
Student Fare Tickets	\$ 800	\$ 138	\$ 300	\$ -	0.0%
Student MAX Pass	\$ 17,500	\$ 2,550	\$ 14,000	\$ 400	2.9%
CVTC Student Pass	\$ 1,500	\$ -	\$ 5,300	\$ -	0.0%
UW - Eau Claire	\$ 412,000	\$ 137,000	\$ 551,000	\$ -	0.0%
Pool/Library	\$ 7,000	\$ -	\$ -	\$ -	
Total Student Fares	\$ 443,800	\$ 140,093	\$ 575,600	\$ 1,298	0.2%
Paratransit Co-Pay	\$ 92,300	\$ -	\$ 101,000	\$ 7,168	7.1%
Agency Fare	\$ 134,900	\$ -	\$ 133,000	\$ 9,073	6.8%
Local Reimbursement	\$ 300	\$ -	\$ -	\$ -	
State PT Assistance	\$ 65,000	\$ -	\$ 64,300	\$ -	0.0%
Total Paratransit	\$ 292,500	\$ -	\$ 298,300	\$ 16,241	5.4%
Federal Assistance	\$ 2,200,000	\$ -	\$ 2,720,336	\$ -	0.0%
State Assistance	\$ 1,250,000	\$ -	\$ 1,156,142	\$ -	0.0%
EC County Assistance	\$ 118,600	\$ -	\$ 273,000	\$ -	0.0%
Altoona Assistance	\$ 115,000	\$ -	\$ 134,000	\$ -	0.0%
Total Assistance	\$ 3,683,600	\$ -	\$ 4,283,478	\$ -	0.0%
Advertising	\$ 42,000	\$ 4,475	\$ 55,000	\$ 3,064	5.6%
Vending Commission	\$ -	\$ -	\$ -	\$ -	
Gifts & Donations	\$ -	\$ -	\$ -	\$ -	
Other Penalties	\$ -	\$ -	\$ -	\$ -	
Miscellaneous	\$ 1,000	\$ 298	\$ 15,150	\$ 288	1.9%
General Fund - Operations	\$ 1,160,200	\$ -	\$ 1,294,009	\$ -	0.0%
Sale of Capital Assets	\$ -	\$ -	\$ -	\$ -	
Fund Balance Applied	\$ -	\$ -	\$ -	\$ -	
Fund Balance Used for CIP	\$ -	\$ -	\$ -	\$ -	
Total Other	\$ 1,203,200	\$ 4,773	\$ 1,364,159	\$ 3,352	0.2%
TOTAL REVENUES	\$ 5,862,900	\$ 176,328	\$ 6,793,537	\$ 48,832	0.7%

Eau Claire Transit System

Operating Expenses

Report Date: January 31, 2023

% of Year Expired: 8.3%

	Prior Year		Current Year		
	2023 Budget	2023 Y-T-D	2024 Budget	2024 Y-T-D	% of Budget
Admin Wages	\$ 332,500	\$ 12,851	\$ 342,979	\$ 14,583	4.3%
Admin OT Wages	\$ 12,000	\$ 542	\$ 2,000	\$ 396	19.8%
Admin Benefits	\$ 214,600	\$ 4,869	\$ 229,123	\$ 5,597	2.4%
Operator Wages	\$ 1,285,300	\$ 50,503	\$ 1,534,674	\$ 55,484	3.6%
Operator OT Wages	\$ 23,000	\$ 6,537	\$ 23,000	\$ 2,836	12.3%
Operator Benefits	\$ 724,100	\$ 26,361	\$ 839,724	\$ 32,240	3.8%
Shop Wages	\$ 278,100	\$ 14,009	\$ 309,861	\$ 12,917	4.2%
Shop OT Wages	\$ 23,800	\$ 3,121	\$ 8,800	\$ 1,802	20.5%
Shop Benefits	\$ 158,000	\$ 5,719	\$ 138,113	\$ 4,797	3.5%
Total Payroll	<u>\$ 3,051,400</u>	<u>\$ 124,512</u>	<u>\$ 3,428,274</u>	<u>\$ 130,652</u>	3.8%
Printing & Binding	\$ 10,700	\$ 90	\$ 10,700	\$ 1,685	15.7%
Advertising & Marketing	\$ 32,400	\$ 221	\$ 40,000	\$ 24	0.1%
Custodial	\$ 24,500	\$ -	\$ 24,717	\$ -	0.0%
Security	\$ 46,800	\$ -	\$ 91,000	\$ 1,990	2.2%
Utilities	\$ 12,500	\$ 182	\$ 13,900	\$ 1,444	10.4%
Ins & Admin Charges	\$ 195,900	\$ -	\$ 204,000	\$ 16,917	8.3%
Misc. Services	\$ 431,500	\$ 15,415	\$ 500,698	\$ 42,738	8.5%
Total Services	<u>\$ 754,300</u>	<u>\$ 15,908</u>	<u>\$ 885,015</u>	<u>\$ 64,798</u>	7.3%
Office Supplies	\$ 4,300	\$ 199	\$ 4,300	\$ 1,177	27.4%
Uniforms & Clothing	\$ 18,400	\$ 382	\$ 24,234	\$ -	0.0%
Gas	\$ 1,000	\$ -	\$ 1,000	\$ -	0.0%
Diesel Fuel	\$ 450,000	\$ -	\$ 450,000	\$ -	0.0%
Motor Oil	\$ 17,400	\$ -	\$ 17,400	\$ -	0.0%
Tires	\$ 52,600	\$ -	\$ 52,600	\$ -	0.0%
Supplies	\$ 201,100	\$ 5,774	\$ 369,595	\$ 10,169	2.8%
Tool/Shop	\$ 16,700	\$ 859	\$ 16,700	\$ 2,006	12.0%
Equip Purchase	\$ 2,200	\$ 2,200	\$ 2,200	\$ -	
Misc. Materials/Supplies	\$ 6,500	\$ -	\$ 13,493	\$ 46	0.3%
Total Materials/Supplies	<u>\$ 770,200</u>	<u>\$ 9,414</u>	<u>\$ 951,522</u>	<u>\$ 13,398</u>	1.4%
Purchased Transp.	\$ 900,100	\$ -	\$ 1,300,000	\$ 125,419	9.6%
Paratransit Cer	\$ 88,200	\$ -	\$ 83,000	\$ 1,051	1.3%
Total Paratransit	<u>\$ 988,300</u>	<u>\$ -</u>	<u>\$ 1,383,000</u>	<u>\$ 126,470</u>	9.1%
Unfund Pen	\$ 38,500	\$ -	\$ 38,500	\$ 3,191	8.3%
Loss on Disp of Equip	\$ -	\$ -	\$ -	\$ -	#DIV/0!
Capital Purchases	\$ -	\$ -	\$ -	\$ -	#DIV/0!
Depereciation	\$ -	\$ -	\$ -	\$ -	#DIV/0!
Other Charges/Adj	\$ -	\$ -	\$ -	\$ -	#DIV/0!
Total Other	<u>\$ 38,500</u>	<u>\$ -</u>	<u>\$ 38,500</u>	<u>\$ 3,191</u>	8.3%
TOTAL EXPENSES	<u>\$ 5,602,700</u>	<u>\$ 149,833</u>	<u>\$ 6,686,311</u>	<u>\$ 338,510</u>	5.1%

Tyler Fadness

From: Kurt Vuchetich <Kurt.Vuchetich@wdeoc.org>
Sent: Thursday, March 14, 2024 4:02 PM
To: Allison Fisher
Cc: Tina Deetz; Tyler Fadness
Subject: [EXTERNAL] RE: Photos!

Hey Allison,

Thanks for the pic, and a truly enjoyable afternoon!!

As always, a great group of students and faculty.

Our tradition of success with these trips continues to be a win-win endeavor. Please let me know if I can be of further assistance.

All my best, and until next time,

Kurt

Kurt Vuchetich
Paratransit Certifier/Transit Ambassador
Western Dairyland Economic Opportunity Council
418 Wisconsin St., Eau Claire, WI 54703
Work Cell Phone: 715-764-2333
Fax: 715-836-7580
Email: Kurt.Vuchetich@wdeoc.org

From: Allison Fisher <afisher@ecasd.us>
Sent: Thursday, March 14, 2024 2:49 PM
To: Tina.Deetz@EauClaireWi.Gov; Kurt Vuchetich <Kurt.Vuchetich@wdeoc.org>
Cc: Taylor Starck <tstarck@ecasd.us>
Subject: Photos!

Tina, Kurt, & Kyle,

Thank you so much for your time and entertainment today! We appreciate EC Transit providing safe transportation for Eau Claire!

Have a wonderful day!



Allison Fisher
ECASD Transition Coordinator
PH. 715-852-6524
Cell: 715-492-4216
afisher@ecasd.us





City of Eau Claire Transit Commission Workplan

What	Anticipated Outcome, Product or Result	Idea Source	Specific Actions	Target Dates	Identified Partners	Point Person
Bus Stops/Shelters	Public input and local engagement, ADA compliance, Policy recommendation to Council, Evaluation of stops for safety and accessibility	CIP, Commission	Hold public meetings as part of the commission meetings; Review existing policies; develop recommendations – possible work session	DEC 2023	Local manufacturers, artists and designers, ADRC, WIPTA Members, MPO	Transit Manager
Evaluate Fare Structure	Equitable Fare structure that allows for sustainable Transit Service	Commission	Review Structure Annually at a February or March Meeting. Make Recommendations to Council	MAR Annually	UWEC, ECASD, Mayo and Marshfield Clinic, Other Businesses that benefit from Transit Service	Transit Manager
Marketing Committee	Transit Promotion in the community, Increase transit use, Marketing plan	TDP	Recruit members, City Staff, commission	On going	Interested Members of the Public, Commission, UWEC, Outside Marketing agency	Transit Manager
Review of Complete Streets Policy	Make sure that Transit issues are considered	BPAC	Develop Recommendations as it relates to transit	On going	BPAC, Engineering	City Engineer
City Comprehensive Plan	Have Transit issues considered	Plan Commission	Hold public hearings to receive input on transit related sections to develop recommendations	2024	Planning	Community Development Director
Shawtown Neighborhood Plan	Have Transit issues considered	Plan Commission	Participate at planned meetings	2023	Planning	Senior City Planner
Transit Ambassador Program	Review of the program, guidance	Transit Division	Provide recommendation on possible activities/recruitment	2024	Western Dairyland	Contracted Provider

Explore 3 Bike Rack system on buses	Recommendation for procurement	Transit Division	Research issues where deployed; review suppliers	2024	WIPTA Members	Transit Manager
Electric Buses	Develop Strategy	CIP	Receive Public Input, Review other system deployments	2025	Sustainability Committee	Senior City Planner
Friends of Transit Program	Recognize Partners in the Community	Commission	Develop Categories and Criteria	2024	UWEC; ADRC	Commission Chair
Making bus schedules more consistent and easier to understand	Updated schedules, improvement on schedules and more consistency with timing.	Commission, UWEC	Monitor on time performance, receive UWEC student input. Work with UWEC students directly and distribute information.	On going	UWEC	Transit Manager
City-wide bike rental program	Establishing community partners and a transit-backed bike rental program	Commission, UWEC	Researching possible business partnerships	2024	UWEC	Transit Manager
Transit Service Expansion; Transfer Center Connections	Explore ways to connect the Transfer Center to other travel options, regional and otherwise.	Commission	Provide input as new developments are considered.	On going	UWEC, Chippewa Valley Rail Commission	Transit Manager
University Transit hub	Establishing a University Transit Hub	Commission	Hold meetings on campus, work with UWEC	2025	UWEC Student Senate, Parking and Transportation	Transit Manager
Adopt A Bus Stop Program	Involve the community in supporting transit by keeping bus stops in their neighborhood accessible year round	Commission	Work with Neighborhood Associations	2025	Neighborhood Associations	Transit Manager