



**Transit Commission
Agenda**

January 17, 2024

PLEASE TAKE NOTICE that the Eau Claire Transit Commission will meet Wednesday, January 17, 2024 at 6:00 P.M. in the North Conference Room at the City Hall, 203 S. Farwell Street, Eau Claire, Wisconsin. The purpose of this meeting will be to discuss the items on the agenda below:

1. Call to Order:
2. Pledge of Allegiance and Roll Call:
3. Reading and approval of minutes of the past meeting on December 20, 2023
4. Open Public Comment Period for Items that do not appear on this Agenda noted as Public Hearings or Items for Public Discussion
 - a. Comments from Chair
5. Public Hearings and Discussion
 - a. Altoona Route changes
6. Business Agenda items and Discussion
 - a. Unhoused Voucher Program (Billie Hufford)
 - b. UWEC Route changes (Ty Fadness)
 - c. Earth Day (Phil Swanhorst)
 - d. Ridership and Revenue Reports (Ty Fadness)
7. Manager's Report
 - a. Transit Staffing
 - b. Community Pass Pilot Update (Ty Fadness)
 - c. Transfer Center Update
 - d. Technology Update
 - e. 2023 Workplan, Included for review
8. Adjournment



**Transit Commission
Meeting Minutes**

December 20, 2023

PLEASE TAKE NOTICE that the Eau Claire Transit Commission will meet Wednesday, December 20, 2023 at 6:00 P.M. in the North Conference Room at the City Hall, 203 S. Farwell Street, Eau Claire, Wisconsin. The purpose of this meeting will be to discuss the items on the agenda below:

1. Call to Order: 18:02
2. Pledge of Allegiance and Roll Call: **Present:** Commissioners: Chair Swanhorst, Fowler, Gragert, Scott, Lehner, Eaton
Absent: Greenwell, Anderson, Bluma
Also Present: Transit Manager Ty Fadness, Administrative Associate Laurie Mittlestadt.
Public Present: ATU1310 Members Nathan Nispal, Dan White, Bill Johnson. Mark Quam, Tina Deetz, Billie Hufford, Julian Emerson, Erin Klaus.
3. Reading and approval of minutes of the past meeting on November 15, 2023; Commissioner Lehner moved to approve. Scott seconded. November minutes approved.
4. Open Public Comment Period for Items that **do not** appear on this Agenda noted as Public Hearings or Items for Public Discussion
 - a. Comments from Chair; Mentioned the Paratransit program and the importance of it.
5. Business Agenda items and Discussion
 - a. **Unhoused Voucher Program;** Updated on the program and continuing into 2024 and where the funding is coming from. Gave brief presentation on how program will work in 2024. Was a motion to proceed further discussion on program.
 - b. **UWEC Route Changes;** Transit Manager gave update as to where the changes currently stand. Changes will take place possibly Fall 2024.
 - c. **Transit Equity Day (Local ATU 1310);** Will recognize the birthday of Rosa Parks on February 5, 2024 in honor of her. Local Union will Sponsor all rides for buses and Paratransit. Chairman Swanhorst “bummed” rate from \$278.42 to \$300.00.
 - d. **Community Pass Pilot Update;** No updates given.
 - e. **Ridership and Revenue Reports;** No comments given.
 - f. **Service Complaints;** Transit Manager gave Commission brief update on Service Complaints for the Quarter.
 - g. **Future Agenda Items;** No future Agenda items were presented

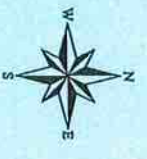


6. Public Hearings and Discussion
 - a. **Altoona Route changes**; Transit Manager gave brief update about the Public Hearings that took place. Will continue to talk about and adjust as needed.

7. Manager's Report
 - a. Transit Staffing
 - b. Bus Stop and Shelter Grant Money Update
 - c. Paratransit RFP update
 - d. Transfer Center update
 - e. Technology Update
 - f. 2023 Workplan, Included for review

8. Adjournment: 20:00
Move to adjourn: Gragert

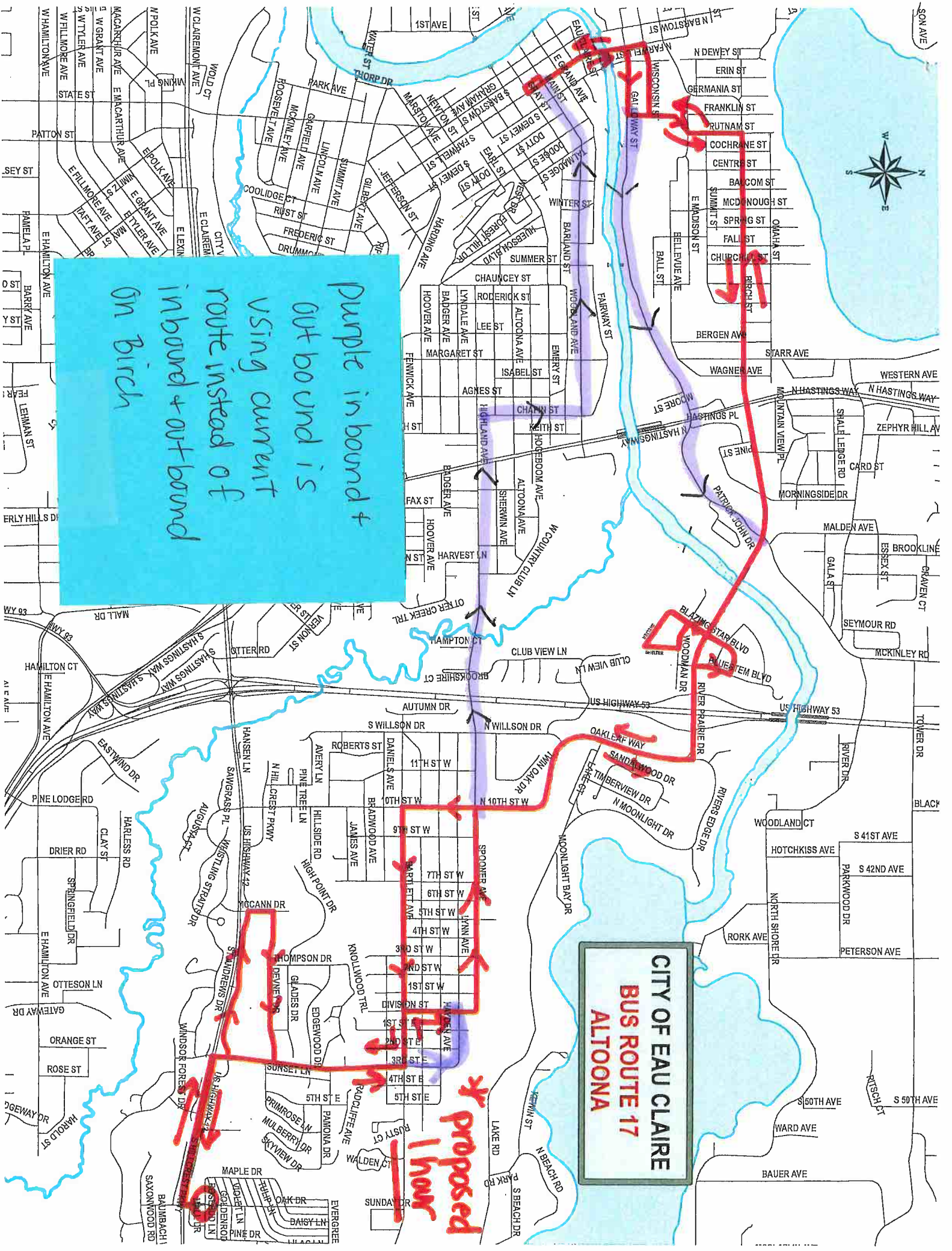
Phil Swanhorst, Chairperson
c: News Media



Purple in bound +
 out bound is
 using current
 route instead of
 inbound + out bound
 on Birch

**CITY OF EAU CLAIRE
 BUS ROUTE 17
 ALTOONA**

**proposed
 1 hour*



Route 7 W Clairemont and Route 17 Altoona

Route 7 West Clairemont

Leave Transfer Center (Parking Lot Side) :15

- Right - Gray St
- Left - Graham Ave
- Right - State St
- Left - E. Lexington Blvd
- Left - Patton St
- Left - W. Clairemont Ave
- Left - University Dr
- Right - Through Round Driveway
- Left - University Dr
- Left - Frontage Road
- Right - Into CVTC

CALL STOP CVTC :24

- Right - Frontage Rd
- Right - Stein Blvd
- Left - Into Sacred Heart

CALL STOP Sacred Heart Hospital :26

- Right - University Dr
- Roundabout 2nd Exit to Heights Dr
- Curve - Oakridge Dr
- Curve - Craig Rd

CALL STOP Marshfield Clinic

- Right - Frontage Rd
- Left/Right - W. Clairemont Ave
- Right - Menomonie St
- Curve - Water St

CALL STOP UWEC Fine Arts Center :39

- Left - 1st Ave
- Right - Lake St
- Left - Barstow St
- Right - Gray St
- Left - Transfer Center (Fence Side) :45

Route 17 Altoona

Leave Transfer Center (Fence Side) :45

- Right - Main St
- Left - Farwell St
- Right - Galloway St
- Right - River Prairie Dr
- Right - 1st Traffic light
- Left - Service Road
- Right - West side of the Parking lot

CALL STOP Woodman's :52

Follow curve back to the Traffic light

- Right - River Prairie Dr
- Right - Oakleaf Way
- Curve - 10th St West
- Left - Bartlett Ave
- Left - Division St

CALL STOP Division and Lynn :01

- Left - Spooner Ave
- Continue - Highland Ave
- Right - Chapin St

CALL STOP St. Johns Apts :07

- Left - Main St
- Left- Transfer Center (Parking Lot) :15

After 5:15 Things Change

Altoona

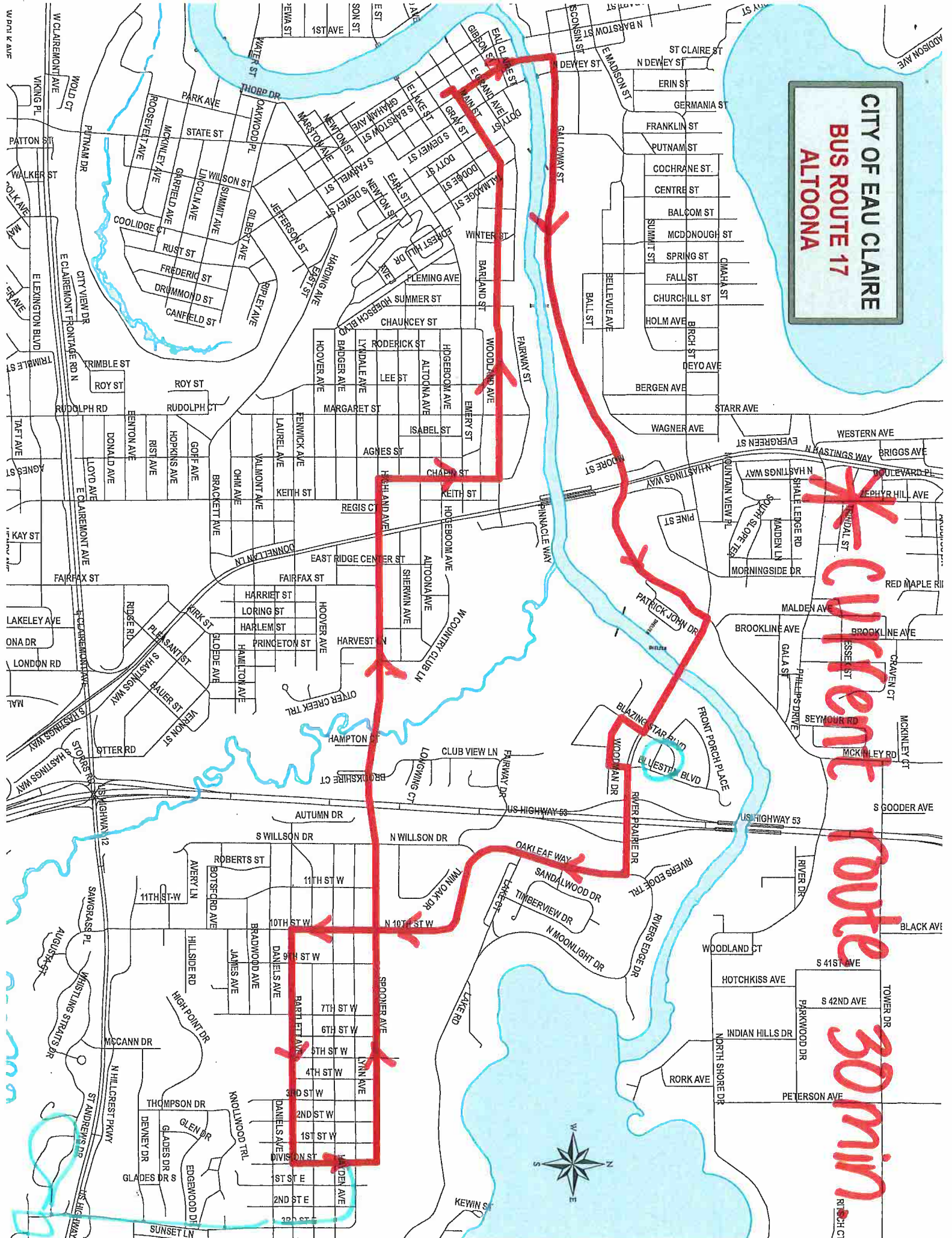
3 in a row at **5:45 6:15 6:45**

West Clairemont

Tues & Thurs 3 in a row **7:15 7:45 8:15**

**CITY OF EAU CLAIRE
BUS ROUTE 17
ALTONA**

*** current route 30 min**



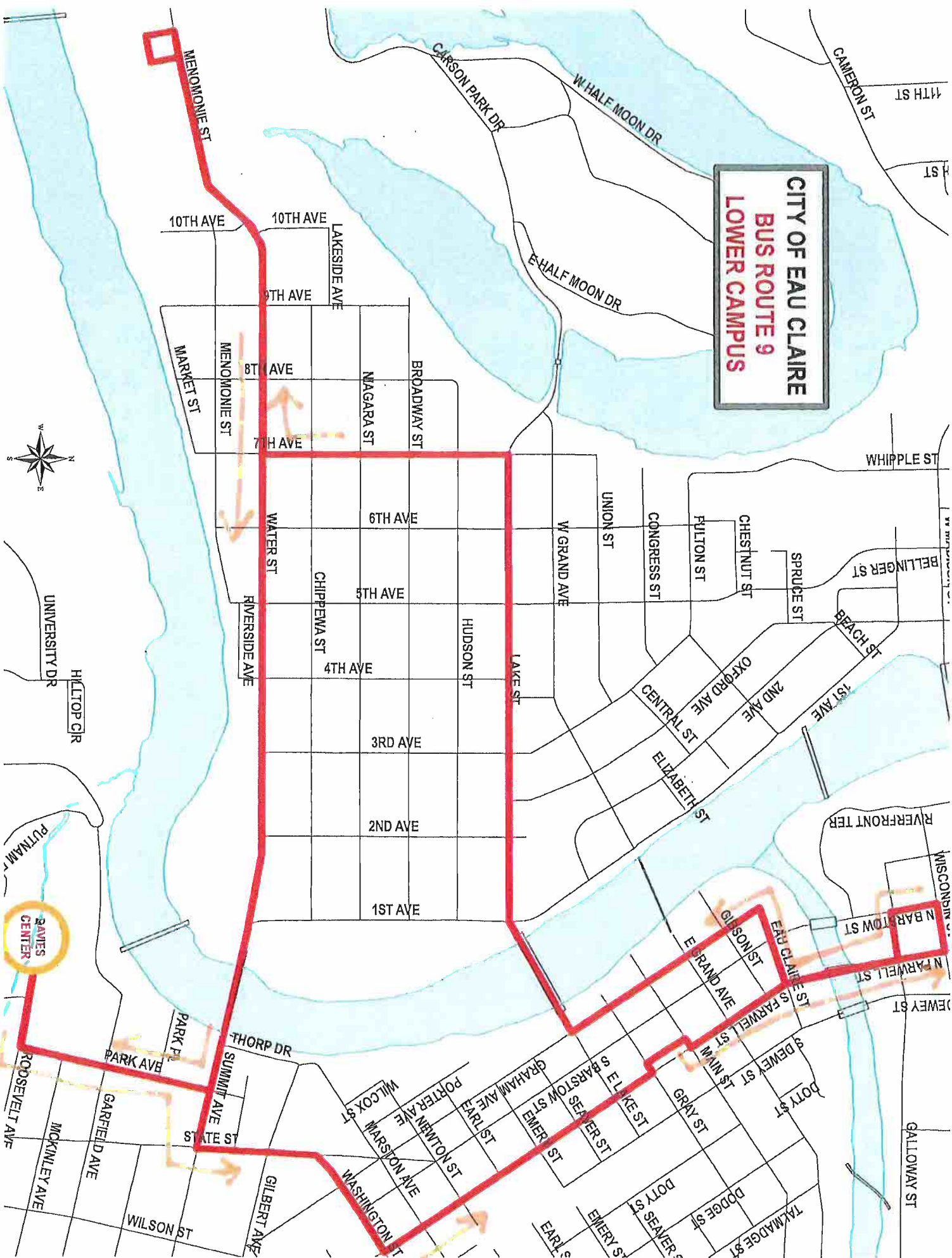
Route 17 Altoona

Route 17 Altoona

leave the transit center at :45

Right	Main		curve	Oakleaf @ Hosp	:32
Left	Farwell		Left	River Prairie	
Right	Wisconsin		Right	Bluestem	
Left	Putnam		Left	Blazing star	
Right	Birch		Left	Shelter	
Curve	River Prairie		curve	Blazing star	
Right	Blazing Star		Left	Woodman	
Left	Woodman Dr		Right	Shelter(woodmans)	:36
Right	Shelter(woodmans)	:52	curve	Blazing star	
Curve	Blazing Star		Left	Blazing star	:38
Right	River Prairie		Left	River Prairie	
Left	Bluestem		curve	Birch	
Left	Blazing Star	:56	Left	Putnam	
Left	River Prairie		Right	Galloway	
Right	Oakleaf Way		Left	Farwell	
Curve	10th St		Right	Gray	
Left	Bartlett @ 3rd	:04	Right	TC	:45
Right	3rd St E				
Left	Hwy 12				
Left	Oak Dr (HillCrest Estates)	:10			
R in front of building loop around					
Right on Hwy 12					
Right	3rd St E				
Left	N Hillcrest Pkwy				
Right	McCann @ Devney	:17			
Right	Devney				
Left	3rd st E	:18			
Left	Bartlett				
Right	Division	:26			
Left	Spooner				
Right	10th St	:29			

**CITY OF EAU CLAIRE
BUS ROUTE 9
LOWER CAMPUS**



Turn sheet for routes 91, 92, 93, 94 Monday -Friday

#9 Lower Campus

headsign#60

Leave Centennial Hall

Right- Roosevelt Ave

Circle Davies Center

Left - Park Ave

Right- Summit Ave

Left - State St

Curve -Washington St

Left - Farwell St

Left - Gray St

Right - into Transfer Center

Right - Main St

Left - Farwell St

Left - Wisconsin St

Left - Barstow St Menomonie Market

Left - Galloway St

Right - N. Farwell St

Right - Eau Claire St

Stop - at Haymarket Landing / Pablo

Curve - Graham Ave

Right - Lake St

Left - Seventh Ave

Right - Water Street

Left - into The Plex (Sonntag)

Right - Monomonie St

Continue on Water St

Continue on Summit Ave

Right - Park Ave

Stop - in front of Centennial Hall

10/10/2023

#19 Upper Campus headsign#55

Leave Centennial Hall

Right- Roosevelt Ave

Circle Davies Center

Continue on Roosevelt Ave

Right - State St

Left - E. Lexington Blvd

Left - Patton St

Left - W. Clairemont Ave

Right - University Dr

Curve - Continue on University Dr

Stop- Towers Hall

Right - Stop Sign

Left - Stop Sign

Stop- Oak Ridge Hall

Stop- Chancellors Hall

Left - W. Clairemont

Right - Stein Blvd

Right - Hamilton Ave

Right - El Dorado Blvd

Curve then Right - El Dorado Blvd

Right - W. MacArthur Ave

Left - Stein Blvd

Left - W. Clairemont Ave

Right - Menomonie St

Continue to Water St

Haas Fine Arts Center

Continue to Summit Ave

Right - Park Ave

Stop - in front of Centennial Hall

Saturday University Route 951 - use headsign #91 University Mall

Sign in 9:48am Sign out 7:12pm unless you pick up passenger from Transfer Center

CALL STOP TRANSFER CENTER

10:00am through 7:00pm, every hour

Right- Main St

Left - N. Farwell St

Left- Eau Claire St

CALL STOP: PABLO/HAYMARKET :01

Left- Graham St

Right - State Street / Merge State Street

Left - E. Lexington Blvd

Left - Patton St

Left - W. Clairemont Ave

Right - University Dr

Curve - Continue on University Dr

CALL STOP TOWERS :11

Right - Stop Sign

Left - Stop Sign

OAK RIDGE :12

CHANCELLORS HALL :13

Continue to Clairemont ask if MacArthur is needed..

If MacArthur needed, demand Response to:

Continue Straight on HWY 37

Left - Craig Rd

Left - W. MacArthur Ave

MACARTHUR-RUTH :17

Left - Stein Blvd

Right - W. Clairemont Ave

If MacArthur not needed, proceed to:

Left - W. Clairemont Ave

Right - Hwy 53 LaCross Exit

Right - Exit 86 Hwy 93

Right - Hwy 93

Left - E Hamilton Ave

Left - Pine Lodge Rd

Right - E Hamilton Ave

Right - Gateway Dr

CALL STOP SUPER TARGET :27

Right - Golf Rd

Right - 2nd Entrance into Oakwood Mall

CALL STOP OAKWOOD MALL :30

Left - Service Rd

1st Right parking lot after Scheels

Left - In front of Hobby Lobby

Right - Frontage Road

Left - Before Manny's Cocina

Right - Oakwood Hills Pkwy

Curve - E. Hamilton Ave

Curve - Mall Dr

CALL STOP FESTIVAL FOODS :34

Left - Skeels Ave

Right - London Rd

Left - E. Clairemont Ave

Right - University Dr

Curve - Continue on University Dr

CALL STOP TOWERS :44

Right - Stop Sign

Left - Stop Sign

OAK RIDGE :45

CHANCELLORS HALL :46

Continue through roundabout to Clairemont

Right - W. Clairemont (Hwy 12)

Right- Menomonie Street

CALL STOP THE PLEX :50

Continue onto Water St

Left - 5th Ave

Right - Lake St

Left - N. Farwell St

Left- Gray St

Right - into Transfer Center

Propose UWEC Routes January 2024

Route 9 Lower Campus

Time point/call stops	91	92	93	94
Centennial Hall	:15	:45	:00	:30
Davies Center	:16	:46	:01	:31
Transfer Center	:21	:51	:06	:36
Menomnie Market	:24	:54	:09	:39
Haymarket/Pablo	:27	:57	:12	:42
3rd & Lake	:30	:00	:15	:45
Sonntag	:33	:03	:18	:48
Human Services	:36	:06	:21	:51
Return Centennial Hall	:40	:10	:25	:55

Route 19 Upper Campus

Time point/call stops	91	92	93	94
Centennial Hall	:45	:15	:30	:00
Davies Center	:46	:16	:31	:01
Towers Hall	:51	:21	:36	:06
Oak Ridge Hall	:52	:22	:37	:07
Chancellors Hall	:52	:22	:37	:07
Bollinger Field	:00	:30	:45	:15
Haas Arts Center	:08	:38	:53	:23
Return Centennial Hall	:12	:42	:57	:27

- 91 Towers Hall begins at 6:51am, ends at 6:15pm at Centennial Hall
- 92 Haymarket / Pablo begins at 6:57am, ends at 6:15pm at Centennial Hall
- 93 Towers Hall begins at 7:36am, ends at 6:30pm at Centennial Hall
- 94 Haymarket / Pablo begins at 7:42am, ends at 10:30pm at Centennial Hall
- These start times line up with current start times and now will offer 15-minute service from 7:42am to 6:15pm to every UWEC bus stop
- Service will continue with one UWEC bus from 6:30pm to 10:30pm to Lower and Upper Campus

Eau Claire Transit Commission
 Monthly Ridership Report
 December 2023

	Monthly			YTD Ridership		
	2022	2023	% Change	2022	2023	% Change
Full Cash Fare	1,921	1,736	-9.6%	22,634	22,667	0.1%
Full Fare Tickets	1,241	1,679	35.3%	17,573	18,415	4.8%
Income-Qualifying Fare	107	411	284.1%	1,090	3,288	201.7%
Student Cash Fare	300	554	84.7%	3,690	6,125	66.0%
Student Fare Tickets	159	28	-82.4%	202	279	38.1%
Reduced Fare - Cash	906	1,458	60.9%	11,760	16,654	41.6%
Reduced Fare Tickets	392	72	-81.6%	4,039	951	-76.5%
Monthly Pass	5,140	3,510	-31.7%	42,844	52,337	22.2%
Income-Qualifying Pass	1,761	5,141	191.9%	13,682	52,108	280.9%
Half Fare Pass	6,805	7,879	15.8%	95,266	95,205	-0.1%
CVTC Pass	220	924	320.0%	2,326	6,472	178.2%
Day Pass	674	590	-12.5%	13,726	7,546	-45.0%
MAX Pass	1,581	1,074	-32.1%	10,562	16,401	55.3%
Non-UWEC Ridership	21,207	25,056	18.1%	239,394	298,448	24.7%
UWEC	24,797	29,735	19.9%	154,022	278,541	80.8%
Total	46,004	54,791	19.1%	393,416	576,989	46.7%
Community Table	68	123	80.9%	1,900	1,614	-15.1%
Paratransit			#DIV/0!	18,531	23,508	26.9%
Free	926	161	-82.6%	5,822	11,575	98.8%
Pool	0	0	#DIV/0!	629	2,148	241.5%
Transfer	7,372	4,616	-37.4%	31,395	45,863	46.1%
Library	0	0	#DIV/0!	54	0	-100.0%
Total	54,370	59,691	9.8%	451,747	661,697	46.5%
Evening Ridership	503	1,786	255.1%	16,770	11,180	-33.3%
Saturday Ridership	2,607	4,063	55.8%	29,290	39,630	35.3%
Miles of Service-Day	50,585	50,199	-0.8%	607,350	600,642	-1.1%
Passenger / Mile-Day	1.06	1.15	8.3%	0.72	1.08	51.2%
Hours of Service-Day	3,579	3,555	-0.7%	43,777	47,050	7.5%
Passenger / Hour-Day	15.05	16.29	8.2%	9.94	13.83	39.1%
Miles of Service-Eve.	81,796	8,960	-89.0%	97,126	148,149	52.5%
Passenger / Mile-Eve.	0.01	0.20	3141.4%	0.17	0.08	-56.3%
Hours of Service-Eve.	571	628	10.0%	6,768	7,534	11.3%
Passenger / Hour-Eve.	0.88	2.84	222.8%	2.48	1.48	-40.1%
Saturday	5	5	0.0%	51	51	0.0%
Weekday School	16	16	0.0%	180	166	-7.8%
Weekday Non-school	2	3	50.0%	82	93	13.4%

2023 Income-Qualifying Fare Progress Report

	Permits Issued	\$0.85 Trips	Passes Sold	Pass Trips
January	13	162	32	2197
February	11	186	28	3420
March	10	221	31	2519
April	19	399	22	5293
May	13	230	21	5249
June	15	209	21	5015
July	13	308	20	4092
August	14	352	24	4785
September	13	272	13	4664
October	22	332	35	6117
November	29	380	30	4686
December	17	411	39	5141
Total:	189	3462	316	53178

2022 Income-Qualifying Fare Progress Report

	Permits Issued	\$0.85 Trips	Passes Sold	Pass Trips
January	1	146	20	1731
February	14	133	20	1976
March	16	945	39	2679
April	8	226	23	2182
May	4	274	26	2490
June	23	293	23	2268
July	14	228	32	2214
August	9	223	41	2356
September	10	168	24	2114
October	10	276	43	1919
November	10	100	44	1727
December	8	170	25	2957
Total:	127	3182	360	26613

Eau Claire Transit System

Operating Expenses

Report Date: November 30, 2023

% of Year Expired: 91.7%

	Prior Year		Current Year		
	2022 Budget	2022 Y-T-D	2023 Budget	2023 Y-T-D	% of Budget
Admin Wages	\$ 335,700	\$ 278,669	\$ 332,500	\$ 315,984	95.0%
Admin OT Wages	\$ 12,000	\$ 20,689	\$ 12,000	\$ 14,163	118.0%
Admin Benefits	\$ 215,174	\$ 180,883	\$ 214,600	\$ 200,450	93.4%
Operator Wages	\$ 1,392,900	\$ 1,163,608	\$ 1,285,300	\$ 1,215,978	94.6%
Operator OT Wages	\$ 23,000	\$ 219,701	\$ 23,000	\$ 247,090	1074.3%
Operator Benefits	\$ 743,145	\$ 610,635	\$ 724,100	\$ 630,558	87.1%
Shop Wages	\$ 290,200	\$ 251,210	\$ 278,100	\$ 272,578	98.0%
Shop OT Wages	\$ 23,800	\$ 55,843	\$ 23,800	\$ 47,218	198.4%
Shop Benefits	\$ 164,581	\$ 121,050	\$ 158,000	\$ 105,141	66.5%
Total Payroll	\$ 3,200,500	\$ 2,902,289	\$ 3,051,400	\$ 3,049,161	99.9%
Printing & Binding	\$ 10,700	\$ 11,488	\$ 10,700	\$ 6,650	62.2%
Advertising & Marketing	\$ 30,000	\$ 31,179	\$ 32,400	\$ 10,652	32.9%
Custodial	\$ 22,600	\$ 17,008	\$ 24,500	\$ 20,717	84.6%
Security	\$ 41,100	\$ 9,697	\$ 46,800	\$ 22,052	47.1%
Utilities	\$ 20,000	\$ 9,893	\$ 12,500	\$ 14,444	115.6%
Ins & Admin Charges	\$ 189,800	\$ 173,608	\$ 195,900	\$ 179,965	91.9%
Misc. Services	\$ 497,300	\$ 290,983	\$ 431,500	\$ 301,488	69.9%
Total Services	\$ 811,500	\$ 543,856	\$ 754,300	\$ 555,968	73.7%
Office Supplies	\$ 2,000	\$ 1,770	\$ 4,300	\$ 3,658	85.1%
Uniforms & Clothing	\$ 12,800	\$ 589	\$ 18,400	\$ 13,684	74.4%
Gas	\$ 1,000	\$ 1,301	\$ 1,000	\$ 1,668	166.8%
Diesel Fuel	\$ 382,000	\$ 376,629	\$ 450,000	\$ 337,163	74.9%
Motor Oil	\$ 17,400	\$ 13,203	\$ 17,400	\$ 13,927	80.0%
Tires	\$ 52,600	\$ 20,973	\$ 52,600	\$ 59,527	113.2%
Supplies	\$ 300,800	\$ 341,615	\$ 201,100	\$ 228,709	113.7%
Tool/Shop	\$ 16,700	\$ 12,266	\$ 16,700	\$ 7,512	45.0%
Equip Purchase	\$ -	\$ 1,000		\$ 2,138	
Misc. Materials/Supplies	\$ 6,500	\$ 8,453	\$ 6,500	\$ 7,570	116.5%
Total Materials/Supplies	\$ 791,800	\$ 777,799	\$ 768,000	\$ 675,554	88.0%
Purchased Transp.	\$ 919,800	\$ 606,697	\$ 900,100	\$ 728,847	81.0%
Paratransit Cer	\$ 80,000	\$ 64,469	\$ 88,200	\$ 70,012	79.4%
Total Paratransit	\$ 999,800	\$ 671,166	\$ 988,300	\$ 798,859	80.8%
Unfund Pen		\$ 35,200	\$ 38,500	\$ 35,290	91.7%
Loss on Disp of Equip	\$ -		\$ -		
Capital Purchases	\$ -		\$ -		
Depreciation	\$ -		\$ -		
Other Charges/Adj	\$ -		\$ -	\$ (728)	
Total Other	\$ -	\$ 35,200	\$ 38,500	\$ 34,562	89.8%
TOTAL EXPENSES	\$ 5,803,600	\$ 4,930,309	\$ 5,600,500	\$ 5,114,104	91.3%

Eau Claire Transit System

Operating Revenues

Report Date: November 30, 2023

% of Year Expired: 91.7%

	Prior Year		Current Year		% of Budget
	2022 Budget	2022 Y-T-D	2023 Budget	2023 Y-T-D	
Full Fare Cash	\$ 45,000	\$ 34,235	\$ 34,000	\$ 36,393	107.0%
Full Fare Pass	\$ 70,000	\$ 76,750	\$ 76,000	\$ 77,750	102.3%
Full Fare Tickets	\$ 35,000	\$ 23,148	\$ 30,000	\$ 25,037	83.5%
Day Pass	\$ 15,000	\$ 9,266	\$ 11,000	\$ 9,385	85.3%
Total Full Adult Fares	\$ 165,000	\$ 143,400	\$ 151,000	\$ 148,565	98.4%
Income-Qualifying Cash	\$ 500	\$ 1,917	\$ 2,000	\$ 2,401	120.1%
Income-Qualifying Pass	\$ 5,500	\$ 10,814	\$ 12,000	\$ 22,787	189.9%
Total I-Q Fares:	\$ 6,000	\$ 12,731	\$ 14,000	\$ 25,188	179.9%
Reduced Fare Cash	\$ 10,000	\$ 9,006	\$ 8,800	\$ 12,782	145.3%
Reduced Fare Pass	\$ 65,000	\$ 53,154	\$ 60,000	\$ 59,103	98.5%
Reduced Fare Tickets	\$ 6,000	\$ 4,670	\$ 6,000	\$ 293	4.9%
Total Reduced Fares	\$ 81,000	\$ 66,830	\$ 74,800	\$ 72,178	96.5%
Student Fare Cash	\$ 5,000	\$ 5,021	\$ 5,000	\$ 6,901	138.0%
Student Fare Tickets	\$ 500	\$ 750	\$ 800	\$ 463	57.8%
Student MAX Pass	\$ 15,000	\$ 17,195	\$ 17,500	\$ 16,570	94.7%
CVTC Student Pass	\$ 1,500	\$ -	\$ 1,500	\$ 3,360	224.0%
UW - Eau Claire	\$ 404,000	\$ 409,000	\$ 412,000	\$ 412,000	100.0%
Pool/Library	\$ 7,000	\$ 7,617	\$ 7,000	\$ 9,953	142.2%
Total Student Fares	\$ 433,000	\$ 439,583	\$ 443,800	\$ 449,246	101.2%
Paratransit Co-Pay	\$ 88,200	\$ 70,581	\$ 92,300	\$ 80,294	87.0%
Agency Fare	\$ 159,600	\$ 83,401	\$ 134,900	\$ 93,214	69.1%
Local Reimbursement	\$ 300	\$ 813	\$ 300	\$ (1,649)	-549.6%
State PT Assistance	\$ 77,000	\$ 708,533	\$ 65,000	\$ 66,471	102.3%
Total Paratransit	\$ 325,100	\$ 863,327	\$ 292,500	\$ 238,330	81.5%
Federal Assistance	\$ 2,475,200	\$ -	\$ 2,200,000	\$ 2,045,742	93.0%
State Assistance	\$ 1,300,000	\$ 1,251,110	\$ 1,250,000	\$ 1,045,731	83.7%
EC County Assistance	\$ 118,100	\$ 66,652	\$ 118,600	\$ 85,061	71.7%
Altoona Assistance	\$ 71,400	\$ 35,883	\$ 115,000	\$ 58,749	51.1%
Total Assistance	\$ 3,964,700	\$ 1,353,645	\$ 3,683,600	\$ 3,235,283	87.8%
Advertising	\$ 40,000	\$ 35,413	\$ 42,000	\$ 78,115	186.0%
Vending Commission	\$ 4,000	\$ 215	\$ -	\$ -	
Gifts & Donations	\$ -	\$ -	\$ -	\$ 1,000	
Reimb From Empl-Uniforms	\$ -	\$ 144	\$ -	\$ 298	
Miscellaneous	\$ 1,100	\$ 19,065	\$ 1,000	\$ 14,747	1474.7%
General Fund - Operations	\$ 783,700	\$ 1,038,100	\$ 1,160,200	\$ 1,160,200	100.0%
Sale of Capital Assets	\$ -	\$ 1324.05	\$ -	\$ -	
Fed Aid-CARES Oper Assistance	\$ -	\$ 1,324	\$ -	\$ (2,057,940)	
Fund Balance Applied	\$ -	\$ -	\$ -	\$ -	
Fund Balance Used for CIP	\$ -	\$ -	\$ -	\$ -	
Total Other	\$ 828,800	\$ 1,095,584	\$ 1,203,200	\$ (803,580)	-66.8%
TOTAL REVENUES	\$ 5,803,600	\$ 3,975,099	\$ 5,862,900	\$ 3,365,210	57.4%



City of Eau Claire Transit Commission Workplan

What	Anticipated Outcome, Product or Result	Idea Source	Specific Actions	Target Dates	Identified Partners	Point Person
Bus Stops/Shelters	Public input and local engagement, ADA compliance, Policy recommendation to Council, Evaluation of stops for safety and accessibility	CIP, Commission	Hold public meetings as part of the commission meetings; Review existing policies; develop recommendations – possible work session	DEC 2023	Local manufacturers, artists and designers, ADRC, WIPTA Members, MPO	Transit Manager
Evaluate Fare Structure	Equitable Fare structure that allows for sustainable Transit Service	Commission	Review Structure Annually at a February or March Meeting. Make Recommendations to Council	MAR Annually	UWEC, ECASD, Mayo and Marshfield Clinic, Other Businesses that benefit from Transit Service	Transit Manager
Marketing Committee	Transit Promotion in the community, Increase transit use, Marketing plan	TDP	Recruit members, City Staff, commission	On going	Interested Members of the Public, Commission, UWEC, Outside Marketing agency	Transit Manager
Review of Complete Streets Policy	Make sure that Transit issues are considered	BPAC	Develop Recommendations as it relates to transit	On going	BPAC, Engineering	City Engineer
City Comprehensive Plan	Have Transit issues considered	Plan Commission	Hold public hearings to receive input on transit related sections to develop recommendations	2024	Planning	Community Development Director
Shawtown Neighborhood Plan	Have Transit issues considered	Plan Commission	Participate at planned meetings	2023	Planning	Senior City Planner
Transit Ambassador Program	Review of the program, guidance	Transit Division	Provide recommendation on possible activities/recruitment	2024	Western Dairyland	Contracted Provider

Explore 3 Bike Rack system on buses	Recommendation for procurement	Transit Division	Research issues where deployed; review suppliers	2024	WIPTA Members	Transit Manager
Electric Buses	Develop Strategy	CIP	Receive Public Input, Review other system deployments	2025	Sustainability Committee	Senior City Planner
Friends of Transit Program	Recognize Partners in the Community	Commission	Develop Categories and Criteria	2024	UWEC; ADRC	Commission Chair
Making bus schedules more consistent and easier to understand	Updated schedules, improvement on schedules and more consistency with timing.	Commission, UWEC	Monitor on time performance, receive UWEC student input. Work with UWEC students directly and distribute information.	On going	UWEC	Transit Manager
City-wide bike rental program	Establishing community partners and a transit-backed bike rental program	Commission, UWEC	Researching possible business partnerships	2024	UWEC	Transit Manager
Transit Service Expansion; Transfer Center Connections	Explore ways to connect the Transfer Center to other travel options, regional and otherwise.	Commission	Provide input as new developments are considered.	On going	UWEC, Chippewa Valley Rail Commission	Transit Manager
University Transit hub	Establishing a University Transit Hub	Commission	Hold meetings on campus, work with UWEC	2025	UWEC Student Senate, Parking and Transportation	Transit Manager
Adopt A Bus Stop Program	Involve the community in supporting transit by keeping bus stops in their neighborhood accessible year round	Commission	Work with Neighborhood Associations	2025	Neighborhood Associations	Transit Manager