



---

## Transit Commission Agenda

December 20, 2023

---

**PLEASE TAKE NOTICE** that the Eau Claire Transit Commission will meet Wednesday, December 20, 2023 at 6:00 P.M. in the North Conference Room at the City Hall, 203 S. Farwell Street, Eau Claire, Wisconsin. The purpose of this meeting will be to discuss the items on the agenda below:

1. Call to Order:
2. Pledge of Allegiance and Roll Call:
3. Reading and approval of minutes of the past meeting on November 15, 2023
4. Open Public Comment Period for Items that do not appear on this Agenda noted as Public Hearings or Items for Public Discussion
  - a. Comments from Chair
5. Business Agenda items and Discussion
  - a. Unhoused Voucher Program (Billie Hufford)
  - b. UWEC Route changes (Ty Fadness)
  - c. Transit Equity Day (Local ATU 1310)
  - d. Community Pass Pilot Update (Ty Fadness)
  - e. Ridership and Revenue Reports (Ty Fadness)
  - f. Service Complaints (Ty Fadness)
  - g. Future agenda items
6. Public Hearings and Discussion
  - a. Altoona Route changes
7. Manager's Report
  - a. Transit Staffing
  - b. Bus Stop and Shelter Grant Money Update
  - c. Paratransit RFP update
  - d. Transfer Center update
  - e. Technology Update
  - f. 2023 Workplan, Included for review
8. Adjournment



---

## Transit Commission Meeting Minutes

November 15, 2023

---

**PLEASE TAKE NOTICE** that the Eau Claire Transit Commission will meet Wednesday, November 15, 2023 at 6:00 P.M. in the North Conference Room at the City Hall, 203 S. Farwell Street, Eau Claire, Wisconsin. The purpose of this meeting will be to discuss the items on the agenda below:

1. Call to Order: 18:00
2. Pledge of Allegiance and Roll Call: **Present:** Commissioners: Chair Swanhorst, Fowler, Gragert, Greenwell, Anderson, Scott, Lehner, Bluma  
**Absent:** Eaton  
**Also Present:** Transit Manager Ty Fadness, Administrative Associate Laurie Mittlestadt. Transit Supervisor Kyle Herman.  
**Public Present:** ATU1310 Members Nathan Nispal, Dan White, Bill Jounhson. UWEC Rep Kyran Hamill, Mark Quam.
3. Reading and approval of minutes of the past meeting on October 18, 2023; Commissioner Greenwell moved to approve. Scott seconded. October minutes approved.
4. Open Public Comment Period for Items that do not appear on this Agenda noted as Public Hearings or Items for Public Discussion
  - a. Comments from Chair; No Public comments nor any comments from chair.
5. Business Agenda items and Discussion
  - a. **Community Pass Pilot Update;** Transit manager gave brief update on where the program is at. Gave examples of what the program is focusing on. Monthly updates moving forward.
  - b. **Fares and Agency Fare changes;** Council approved new Agency Fare starting 1<sup>st</sup> of Jan. Rest of Fare schedule will be looked at later next year.
  - c. **Altoona Route changes;** Looking to get more Public feedback as well as Driver feedback. Commissioner Greenwell and Gragert defending the route change to continue. Public Hearings to be held first week in December.
  - d. **University Route changes;** Update on the Public meeting held at UWEC. Waiting on feedback from Student feedback from survey.
  - e. **Ridership and Revenue Reports;** Commissioner Swanhorst commented on Driver Overtime - ☹️
  - f. **Future agenda items;** No future Agenda items.
6. **Public Hearings and Discussion**
  - a. None
7. Manager's Report



- a. Transit Staffing
- b. Bus Stop and Shelter Grant Money Update
- c. Bus Shelter Art Update
- d. Paratransit RFP update
- e. Technology Update
- f. 2023 Workplan, Included for review

8. Adjournment; 19:30

Move to adjourn: Swanhorst , motion was 2<sup>nd</sup> by Gragert.

---

Phil Swanhorst, Chairperson

c: News Media

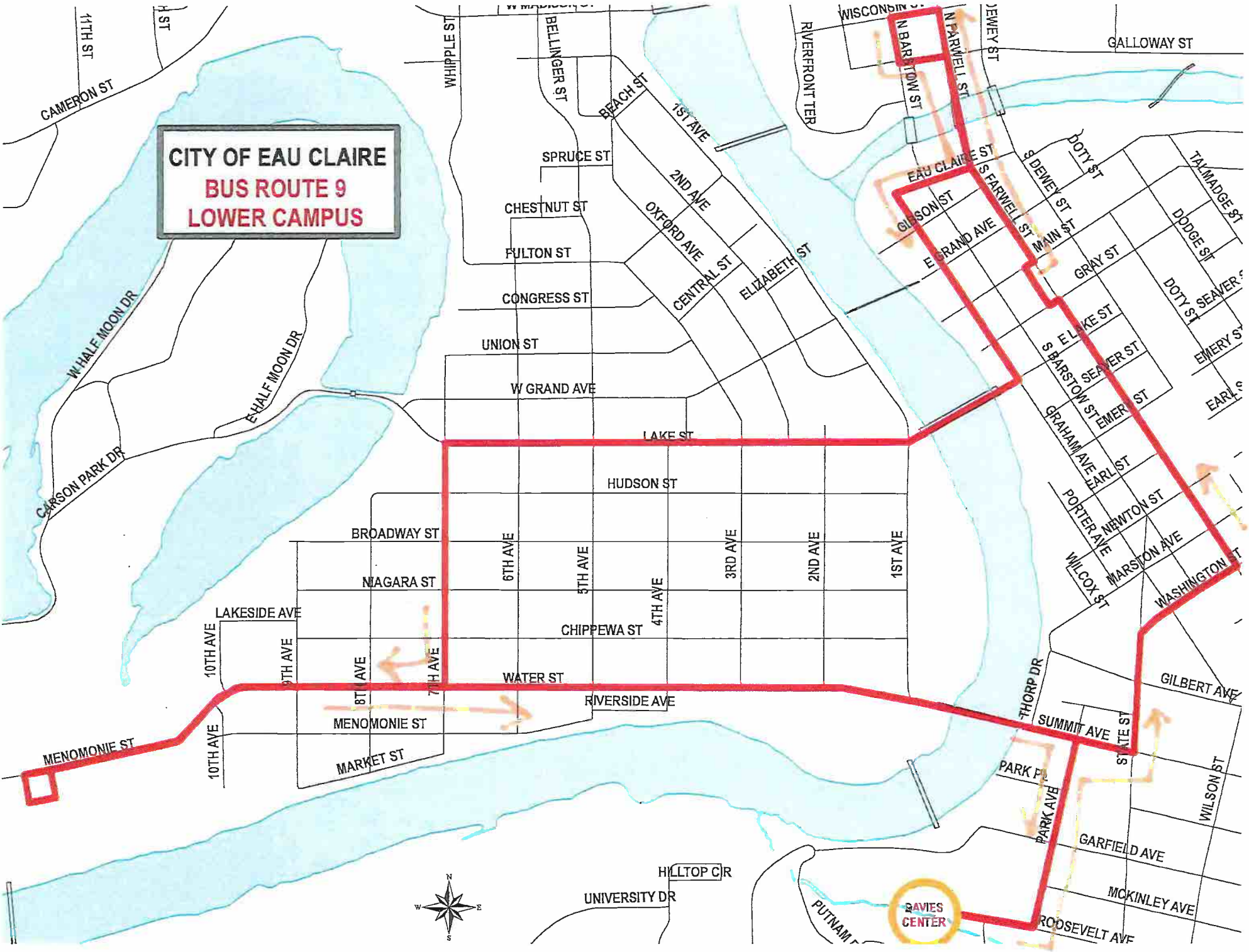
The City is proposing to offer fare-free passes to people experiencing homelessness. Transportation is a vital resource for our homeless community to seek and maintain jobs, find housing, and attend medical and other needed appointments. Over the last year, a program offering monthly vouchers, funded in part with ARPA funds and the community, has proven the service valuable to the community.

Since mid-April, the City and Library staff worked on a plan to be able to track vouchers distributed. Individuals were allowed on voucher a month. The vouchers were priced at the low-income rate. Information matching the self-reporting application was entered into a database and shared with Transit. Additional information was gathered helping us review the use of the vouchers. We found that the vouchers were utilized for the intended goals of the program (housing, health, and employment).

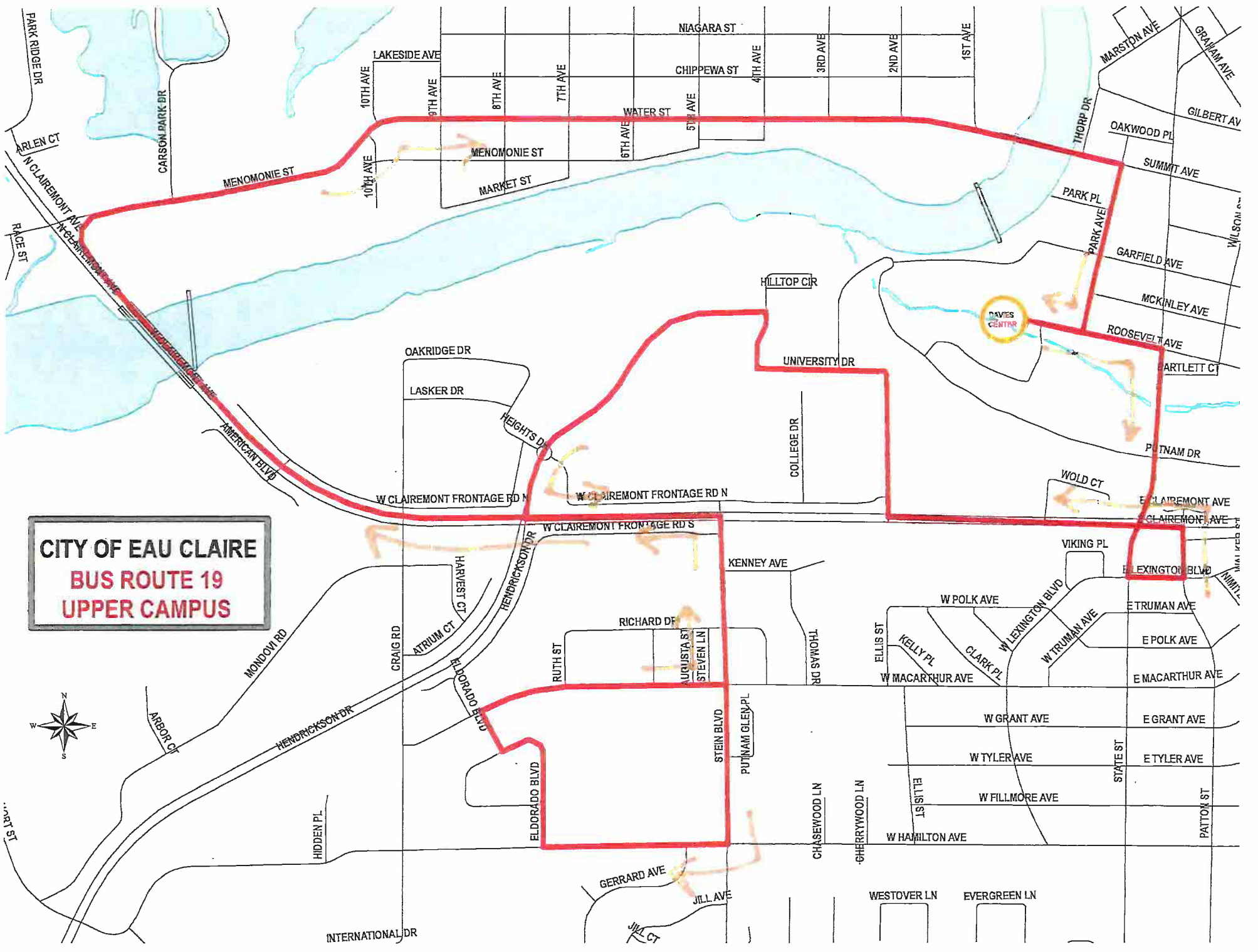
Approximately 100 vouchers a month were being used. As numbers slightly increase, limitations were added over the summer. Individuals were allowed a total of 3 vouchers unless they could verify employment, actively searching for employment or housing, medical or other appointments. The past nine months with the additional limitations, the program has averaged 75 vouchers a month.

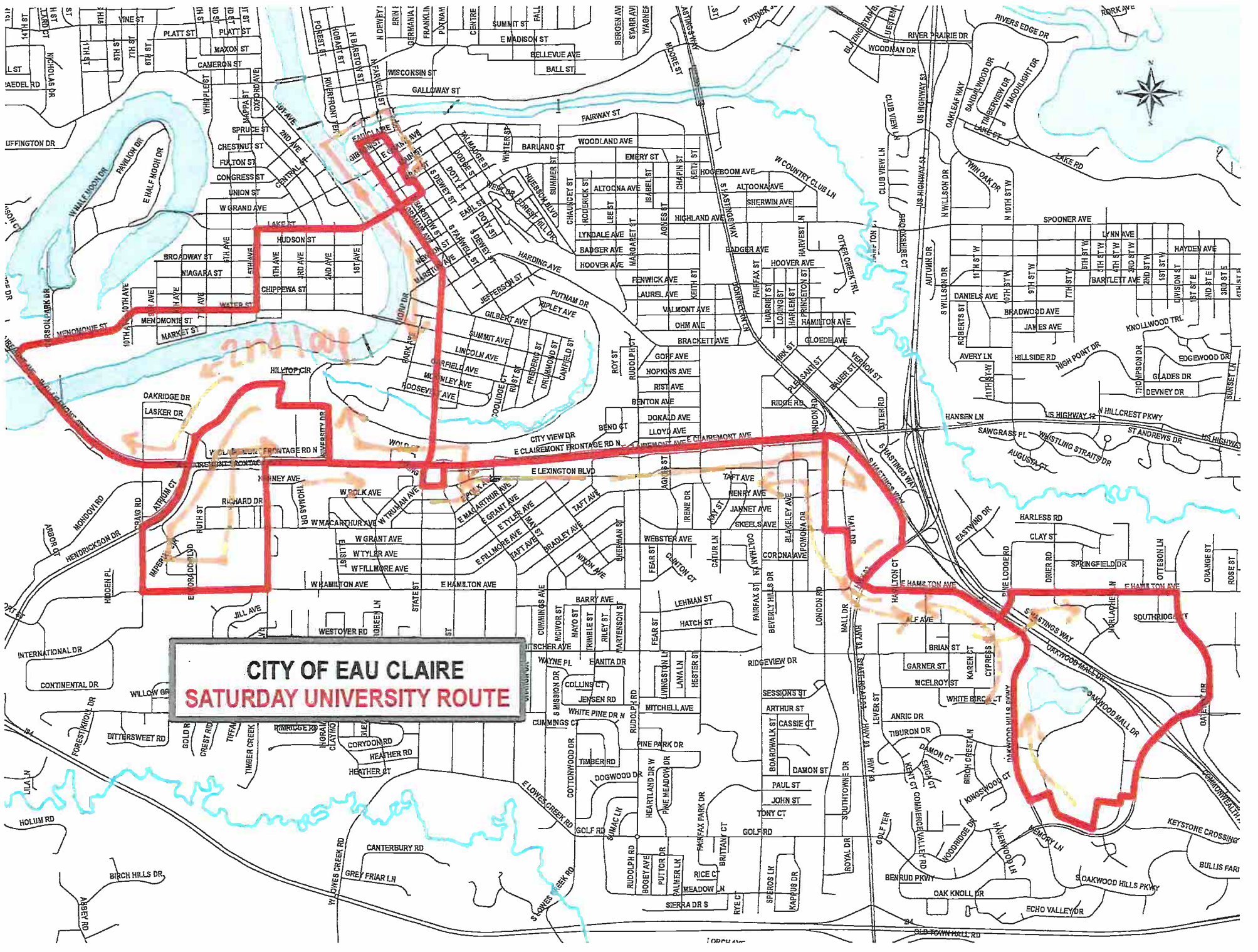
We would like to make available up to 125 vouchers a month. While we don't expect 125 to be used a month, we know there have been some population increases. The program will continue to collect data and if needed place limitations during summer months as was previously done. We will continue to share data with Transit as required for low-income passes and can share utilization data as requested.

**CITY OF EAU CLAIRE**  
**BUS ROUTE 9**  
**LOWER CAMPUS**



**CITY OF EAU CLAIRE**  
**BUS ROUTE 19**  
**UPPER CAMPUS**





**CITY OF EAU CLAIRE**  
**SATURDAY UNIVERSITY ROUTE**

Turn sheet for routes 91, 92, 93, 94 Monday -Friday

**#9 Lower Campus**

headsign#60

**Leave Centennial Hall**

Right- Roosevelt Ave

**Circle Davies Center**

Left - Park Ave

Right- Summit Ave

Left - State St

Curve -Washington St

Left - Farwell St

Left - Gray St

**Right - into Transfer Center**

Right - Main St

Left - Farwell St

Left - Wisconsin St

**Left - Barstow St Menomonie Market**

Left - Galloway St

Right - N. Farwell St

Right - Eau Claire St

**Stop - at Haymarket Landing / Pablo**

Curve - Graham Ave

Right - Lake St

Left - Seventh Ave

Right - Water Street

**Left - into The Plex (Sonntag)**

Right - Monomonie St

Continue on Water St

Continue on Summit Ave

Right - Park Ave

**Stop - in front of Centennial Hall**

10/10/2023

**#19 Upper Campus** headsign#55

**Leave Centennial Hall**

Right- Roosevelt Ave

**Circle Davies Center**

Continue on Roosevelt Ave

Right - State St

Left - E. Lexington Blvd

Left - Patton St

Left - W. Clairemont Ave

Right - University Dr

Curve - Continue on University Dr

**Stop- Towers Hall**

Right - Stop Sign

Left - Stop Sign

**Stop- Oak Ridge Hall**

**Stop- Chancellors Hall**

Left - W. Clairemont

Right - Stein Blvd

Right - Hamilton Ave

Right - El Dorado Blvd

Curve then Right - El Dorado Blvd

Right - W. MacArthur Ave

Left - Stein Blvd

Left - W. Clairemont Ave

Right - Menomonie St

Continue to Water St

**Haas Fine Arts Center**

Continue to Summit Ave

Right - Park Ave

**Stop - in front of Centennial Hall**



Saturday University Route 951 - use headsign #91 University Mall

Sign in 9:48am Sign out 7:12pm unless you pick up passenger from Transfer Center

**CALL STOP TRANSFER CENTER**

**10:00am through 7:00pm, every hour**

Right- Main St

Left - N. Farwell St

Left- Eau Claire St

**CALL STOP: PABLO/HAYMARKET :01**

Left- Graham St

Right - State Street / Merge State Street

Left - E. Lexington Blvd

Left - Patton St

Left - W. Clairemont Ave

Right - University Dr

Curve - Continue on University Dr

**CALL STOP TOWERS :11**

Right - Stop Sign

Left - Stop Sign

**OAK RIDGE :12**

**CHANCELLORS HALL :13**

Continue to Clairemont ask if MacArthur is needed..

**If MacArthur needed, demand Response to:**

Continue Straight on HWY 37

Left - Craig Rd

Left - W. MacArthur Ave

**MACARTHUR-RUTH :17**

Left - Stein Blvd

Right - W. Clairemont Ave

**If MacArthur not needed, proceed to:**

Left - W. Clairemont Ave

Right - Hwy 53 LaCross Exit

Right - Exit 86 Hwy 93

Right - Hwy 93

Left - E Hamilton Ave

Left - Pine Lodge Rd

Right - E Hamilton Ave

Right - Gateway Dr

**CALL STOP SUPER TARGET :27**

Right - Golf Rd

Right - 2nd Entrance into Oakwood Mall

**CALL STOP OAKWOOD MALL :30**

Left - Service Rd

1st Right parking lot after Scheels

Left - In front of Hobby Lobby

Right - Frontage Road

Left - Before Manny's Cocina

Right - Oakwood Hills Pkwy

Curve - E. Hamilton Ave

Curve - Mall Dr

**CALL STOP FESTIVAL FOODS :34**

Left - Skeels Ave

Right - London Rd

Left - E. Clairemont Ave

Right - University Dr

Curve - Continue on University Dr

**CALL STOP TOWERS :44**

Right - Stop Sign

Left - Stop Sign

**OAK RIDGE :45**

**CHANCELLORS HALL :46**

Continue through roundabout to Clairemont

Right - W. Clairemont (Hwy 12)

Right- Menomonie Street

**CALL STOP THE PLEX :50**

Continue onto Water St

Left - 5th Ave

Right - Lake St

Left - N. Farwell St

Left- Gray St

Right - into Transfer Center

## Propose UWEC Routes January 2024

### Route 9 Lower Campus

Time point/call stops	91	92	93	94
Centennial Hall	:15	:45	:00	:30
Davies Center	:16	:46	:01	:31
Transfer Center	:21	:51	:06	:36
Menomonie Market	:24	:54	:09	:39
Haymarket/Pablo	:27	:57	:12	:42
3rd & Lake	:30	:00	:15	:45
Sonnentag	:33	:03	:18	:48
Human Services	:36	:06	:21	:51
Return Centennial Hall	:40	:10	:25	:55

### Route 19 Upper Campus

Time point/call stops	91	92	93	94
Centennial Hall	:45	:15	:30	:00
Davies Center	:46	:16	:31	:01
Towers Hall	:51	:21	:36	:06
Oak Ridge Hall	:52	:22	:37	:07
Chancellors Hall	:52	:22	:37	:07
Bollinger Field	:00	:30	:45	:15
Haas Arts Center	:08	:38	:53	:23
Return Centennial Hall	:12	:42	:57	:27

- 91 Towers Hall begins at 6:51am, ends at 6:15pm at Centennial Hall
- 92 Haymarket / Pablo begins at 6:57am, ends at 6:15pm at Centennial Hall
- 93 Towers Hall begins at 7:36am, ends at 6:30pm at Centennial Hall
- 94 Haymarket / Pablo begins at 7:42am, ends at 10:30pm at Centennial Hall
- These start times line up with current start times and now will offer 15-minute service from 7:42am to 6:15pm to every UWEC bus stop
- Service will continue with one UWEC bus from 6:30pm to 10:30pm to Lower and Upper Campus

## Tyler Fadness

---

**From:** Nate Nispel <nispel@atu1310.us>  
**Sent:** Monday, November 13, 2023 10:44 AM  
**To:** Tyler Fadness  
**Subject:** [EXTERNAL] Transit Equity Day

Good morning Ty,

Say I just wanted to touch base again about Transit Equity Day, celebrated on Rosa Parks birthday. As I mentioned previously Local 1310 has been providing the roses that are placed on the seats and this year would like to sponsor free rides in honor of the day.

I don't know if that is something you have time to add to the agenda for the transit commission this week, or if you would prefer I bring the matter up during the public portion? Observance of the day was born out of transit unions, with Eau Claire at the forefront thanks to Phil.

I know in the past when we have sponsored free fare days it's had to be approved by the commission and then the City Council I believe. Rosa Parks birthday is February 4th, which falls on a Sunday, so we would like to observe the day on Monday the 5th. Last year Tina had said the city would provide free fares and Local 1310 had flyers printed up outlining the significance of the day and why rides were free because of the importance. Unfortunately deadlines were missed and ultimately the city did not provide free rides so our flyers were useless, which is the reason 1310 would like to just financially cover all costs associated with Transit Equity Day.

Please let me know any thoughts or how you would like to proceed.

Thanks,

***Nathan Nispel***

**President**

**ATU 1310**

715-379-3042

***Stronger Together***



<b>2023</b>	Weekday Cash Received	Number of Weekdays	Avg Cash Received per week day
January	6203.95	22	282.00
February	4991.15	20	249.56
March	6571.10	23	285.70
April	6035.70	20	301.79
May	6827.80	23	296.86
June	7310.70	22	332.30
July	6268.60	21	298.50
August	6614.65	23	287.59
September	5953.10	21	283.48
October	3702.45	22	168.29
November	6084.05	22	276.55
December	Not complete		
<b>2023 Weekday Avg Cash Received:</b>		<b>278.42</b>	

Eau Claire Transit Commission  
Monthly Ridership Report  
November 2023

	Monthly			YTD Ridership		
	2022	2023	% Change	2022	2023	% Change
Full Cash Fare	1,857	1,725	-7.1%	21,061	20,931	-0.6%
Full Fare Tickets	1,429	1,356	-5.1%	16,389	16,736	2.1%
Income-Qualifying Fare	118	380	222.0%	947	2,877	203.8%
Student Cash Fare	528	510	-3.4%	3,475	5,571	60.3%
Student Fare Tickets	16	22	37.5%	201	251	24.9%
Reduced Fare - Cash	1,083	1,538	42.0%	10,873	15,196	39.8%
Reduced Fare Tickets	371	8	-97.8%	3,749	879	-76.6%
Monthly Pass	5,277	3,973	-24.7%	39,742	48,827	22.9%
Income-Qualifying Pass	1,984	4,686	136.2%	11,977	46,967	292.1%
Half Fare Pass	7,931	8,158	2.9%	87,960	87,326	-0.7%
CVTC Pass	310	718	131.6%	2,141	5,548	159.1%
Day Pass	683	202	-70.4%	12,622	6,956	-44.9%
MAX Pass	1,686	1,411	-16.3%	9,264	15,327	65.4%
Non-UWEC Ridership	23,273	24,687	6.1%	220,401	273,392	24.0%
UWEC	35,654	40,187	12.7%	132,735	248,806	87.4%
Total	58,927	64,874	10.1%	353,136	522,198	47.9%
Community Table	43	167	288.4%	1,758	1,491	-15.2%
Paratransit	1,810	2,283	-100.0%	16,845	21,225	26.0%
Free	0	227		4,889	11,414	133.5%
Pool	0	0		629	2,148	241.5%
Transfer	3,480	4,217	21.2%	28,564	41,247	44.4%
Library	0	0		54	0	-100.0%
Total	64,260	69,485	8.1%	405,875	599,723	47.8%
Evening Ridership	449	1,680	274.2%	15,912	9,394	-41.0%
Saturday Ridership	2,770	3,149	13.7%	27,717	35,567	28.3%
Miles of Service-Day	51,338	52,264	1.8%	555,382	550,443	-0.9%
Passenger / Mile-Day	1.24	1.30	4.4%	0.70	1.07	52.7%
Hours of Service-Day	3,699	3,766	1.8%	40,147	43,495	8.3%
Passenger / Hour-Day	17.25	18.01	4.4%	9.71	13.57	39.7%
Miles of Service-Eve.	8,456	9,856	16.6%	88,202	139,189	57.8%
Passenger / Mile-Eve.	0.05	0.17	221.0%	0.18	0.07	-62.6%
Hours of Service-Eve.	591	691	16.9%	6,146	6,906	12.4%
Passenger / Hour-Eve.	0.76	2.43	220.0%	2.59	1.36	-47.5%
Saturday	4	4	0.0%	48	46	-4.2%
Weekday School	20	17	-15.0%	164	150	-8.5%
Weekday Non-school	1	5	400.0%	75	90	20.0%

Eau Claire Transit System  
Operating Revenues  
Report Date: October 31, 2023

% of Year Expired: 83.3%

	Prior Year		Current Year		% of Budget
	2022 Budget	2022 Y-T-D	2023 Budget	2023 Y-T-D	
Full Fare Cash	\$ 45,000	\$ 31,196	\$ 34,000	\$ 33,365	98.1%
Full Fare Pass	\$ 70,000	\$ 68,650	\$ 76,000	\$ 75,200	98.9%
Full Fare Tickets	\$ 35,000	\$ 21,412	\$ 30,000	\$ 23,665	78.9%
Day Pass	\$ 15,000	\$ 8,588	\$ 11,000	\$ 8,635	78.5%
<b>Total Full Adult Fares</b>	<b>\$ 165,000</b>	<b>\$ 129,845</b>	<b>\$ 151,000</b>	<b>\$ 140,865</b>	<b>93.3%</b>
Income-Qualifying Cash	\$ 500	\$ 1,821	\$ 2,000	\$ 2,079	104.0%
Income-Qualifying Pass	\$ 5,500	\$ 10,014	\$ 12,000	\$ 21,412	178.4%
<b>Total I-Q Fares:</b>	<b>\$ 6,000</b>	<b>\$ 11,835</b>	<b>\$ 14,000</b>	<b>\$ 23,491</b>	<b>167.8%</b>
Reduced Fare Cash	\$ 10,000	\$ 8,139	\$ 8,800	\$ 11,485	130.5%
Reduced Fare Pass	\$ 65,000	\$ 49,604	\$ 60,000	\$ 54,203	90.3%
Reduced Fare Tickets	\$ 6,000	\$ 4,390	\$ 6,000	\$ 273	4.5%
<b>Total Reduced Fares</b>	<b>\$ 81,000</b>	<b>\$ 62,133</b>	<b>\$ 74,800</b>	<b>\$ 65,961</b>	<b>88.2%</b>
Student Fare Cash	\$ 5,000	\$ 4,418	\$ 5,000	\$ 6,268	125.4%
Student Fare Tickets	\$ 500	\$ 750	\$ 800	\$ 463	57.8%
Student MAX Pass	\$ 15,000	\$ 16,840	\$ 17,500	\$ 16,520	94.4%
CVTC Student Pass	\$ 1,500	\$ -	\$ 1,500	\$ 3,360	224.0%
UW - Eau Claire	\$ 404,000	\$ 409,000	\$ 412,000	\$ 412,000	100.0%
Pool/Library	\$ 7,000	\$ 7,617	\$ 7,000	\$ 9,953	142.2%
<b>Total Student Fares</b>	<b>\$ 433,000</b>	<b>\$ 438,624</b>	<b>\$ 443,800</b>	<b>\$ 448,563</b>	<b>101.1%</b>
Paratransit Co-Pay	\$ 88,200	\$ 64,326	\$ 92,300	\$ 72,573	78.6%
Agency Fare	\$ 159,600	\$ 74,936	\$ 134,900	\$ 84,968	63.0%
Local Reimbursement	\$ 300	\$ 813	\$ 300	\$ (1,649)	-549.6%
State PT Assistance	\$ 77,000	\$ 708,533	\$ 65,000	\$ 66,471	102.3%
<b>Total Paratransit</b>	<b>\$ 325,100</b>	<b>\$ 848,608</b>	<b>\$ 292,500</b>	<b>\$ 222,363</b>	<b>76.0%</b>
Federal Assistance	\$ 2,475,200	\$ -	\$ 2,200,000	\$ 2,045,742	93.0%
FED AID-OPER ASSISTANCE				\$ -2,057,940.00	
State Assistance	\$ 1,300,000	\$ 1,251,110	\$ 1,250,000	\$ 1,045,731	83.7%
EC County Assistance	\$ 118,100	\$ 66,652	\$ 118,600	\$ 64,242	54.2%
Altoona Assistance	\$ 71,400	\$ 35,883	\$ 115,000	\$ 58,749	51.1%
<b>Total Assistance</b>	<b>\$ 3,964,700</b>	<b>\$ 1,353,645</b>	<b>\$ 3,683,600</b>	<b>\$ 1,156,524</b>	<b>31.4%</b>
Advertising	\$ 40,000	\$ 30,538	\$ 42,000	\$ 73,151	174.2%
Vending Commission	\$ 4,000	\$ 215	\$ -	\$ -	
Gifts & Donations	\$ -	\$ -	\$ -	\$ 1,000	#DIV/0!
Other Penalties	\$ -	\$ 144	\$ -	\$ -	
Miscellaneous	\$ 1,100	\$ 15,325	\$ 1,000	\$ 14,742	1474.2%
General Fund - Operations	\$ 783,700	\$ 1,038,100	\$ 1,160,200	\$ -	0.0%
Sale of Capital Assets	\$ -	\$ 1,324	\$ -	\$ -	
Fund Balance Applied	\$ -	\$ -	\$ -	\$ -	
Fund Balance Used for CIP	\$ -	\$ -	\$ -	\$ -	
<b>Total Other</b>	<b>\$ 828,800</b>	<b>\$ 1,085,645</b>	<b>\$ 1,203,200</b>	<b>\$ 88,894</b>	<b>7.4%</b>
<b>TOTAL REVENUES</b>	<b>\$ 5,803,600</b>	<b>\$ 3,930,335</b>	<b>\$ 5,862,900</b>	<b>\$ 2,146,660</b>	<b>36.6%</b>

Eau Claire Transit System  
Operating Expenses  
Report Date: October 31, 2023

% of Year Expired: 75.0%

	Prior Year		Current Year		
	2022 Budget	2022 Y-T-D	2023 Budget	2023 Y-T-D	% of Budget
Admin Wages	\$ 335,700	\$ 247,444	\$ 332,500	\$ 289,253	87.0%
Admin OT Wages	\$ 12,000	\$ 18,863	\$ 12,000	\$ 13,935	116.1%
Admin Benefits	\$ 215,174	\$ 311,249	\$ 214,600	\$ 183,416	85.5%
Operator Wages	\$ 1,392,900	\$ 1,066,765	\$ 1,285,300	\$ 1,101,791	85.7%
Operator OT Wages	\$ 23,000	\$ 185,029	\$ 23,000	\$ 210,376	914.7%
Operator Benefits	\$ 743,145	\$ 556,909	\$ 724,100	\$ 569,029	78.6%
Shop Wages	\$ 290,200	\$ 231,080	\$ 278,100	\$ 244,143	87.8%
Shop OT Wages	\$ 23,800	\$ 50,214	\$ 23,800	\$ 44,310	186.2%
Shop Benefits	\$ 164,581	\$ 111,870	\$ 158,000	\$ 93,524	59.2%
<b>Total Payroll</b>	<b>\$ 3,200,500</b>	<b>\$ 2,779,425</b>	<b>\$ 3,051,400</b>	<b>\$ 2,749,777</b>	<b>90.1%</b>
Printing & Binding	\$ 10,700	\$ 11,488	\$ 10,700	\$ 5,449	50.9%
Advertising & Marketing	\$ 30,000	\$ 30,043	\$ 32,400	\$ 10,389	32.1%
Custodial	\$ 22,600	\$ 17,008	\$ 24,500	\$ 18,833	76.9%
Security	\$ 41,100	\$ 9,005	\$ 46,800	\$ 18,437	39.4%
Utilities	\$ 20,000	\$ 8,241	\$ 12,500	\$ 12,830	102.6%
Ins & Admin Charges	\$ 189,800	\$ 157,672	\$ 195,900	\$ 163,602	83.5%
Misc. Services	\$ 497,300	\$ 261,844	\$ 431,500	\$ 268,754	62.3%
<b>Total Services</b>	<b>\$ 811,500</b>	<b>\$ 495,301</b>	<b>\$ 754,300</b>	<b>\$ 498,294</b>	<b>66.1%</b>
Office Supplies	\$ 2,000	\$ 1,690	\$ 4,300	\$ 3,348	77.9%
Uniforms & Clothing	\$ 12,800	\$ 422	\$ 18,400	\$ 12,821	69.7%
Insurance Claims Reimburse				\$ (728)	
Gas	\$ 1,000	\$ 1,301	\$ 1,000	\$ 1,212	121.2%
Diesel Fuel	\$ 382,000	\$ 376,629	\$ 450,000	\$ 303,788	67.5%
Motor Oil	\$ 17,400	\$ 13,203	\$ 17,400	\$ 12,667	72.8%
Tires	\$ 52,600	\$ 20,973	\$ 52,600	\$ 49,504	94.1%
Supplies	\$ 300,800	\$ 311,785	\$ 201,100	\$ 218,642	108.7%
Tool/Shop	\$ 16,700	\$ 12,200	\$ 16,700	\$ 13,250	79.3%
Equip Purchase	\$ -	\$ 1,000		\$ 2,138	
Misc. Materials/Supplies	\$ 6,500	\$ 8,384	\$ 6,500	\$ 657	10.1%
<b>Total Materials/Supplies</b>	<b>\$ 791,800</b>	<b>\$ 747,588</b>	<b>\$ 768,000</b>	<b>\$ 617,300</b>	<b>80.4%</b>
Purchased Transp.	\$ 919,800	\$ 547,196	\$ 900,100	\$ 659,476	73.3%
Paratransit Cer	\$ 80,000	\$ 58,114	\$ 88,200	\$ 62,921	71.3%
<b>Total Paratransit</b>	<b>\$ 999,800</b>	<b>\$ 605,310</b>	<b>\$ 988,300</b>	<b>\$ 722,398</b>	<b>73.1%</b>
Unfund Pen		\$ 32,000	\$ 38,500	\$ 32,082	83.3%
Loss on Disp of Equip	\$ -	\$ -	\$ -		
Capital Purchases	\$ -		\$ -		
Depreciation	\$ -		\$ -		
Other Charges/Adj	\$ -		\$ -		
<b>Total Other</b>	<b>\$ -</b>	<b>\$ 32,000</b>	<b>\$ 38,500</b>	<b>\$ 32,082</b>	<b>83.3%</b>
<b>TOTAL EXPENSES</b>	<b>\$ 5,803,600</b>	<b>\$ 4,659,624</b>	<b>\$ 5,600,500</b>	<b>\$ 4,619,850</b>	<b>82.5%</b>

### 2023 Income-Qualifying Fare Progress Report

	Permits Issued	\$0.85 Trips	Passes Sold	Pass Trips
January	13	162	32	2197
February	11	186	28	3420
March	10	221	31	2519
April	19	399	22	5293
May	13	230	21	5249
June	15	209	21	5015
July	13	308	20	4092
August	14	352	24	4785
September	13	272	13	4664
October	22	332	35	6117
November	29	380	30	4686
December				
<b>Total:</b>	<b>172</b>	<b>3051</b>	<b>277</b>	<b>48037</b>

### 2022 Income-Qualifying Fare Progress Report

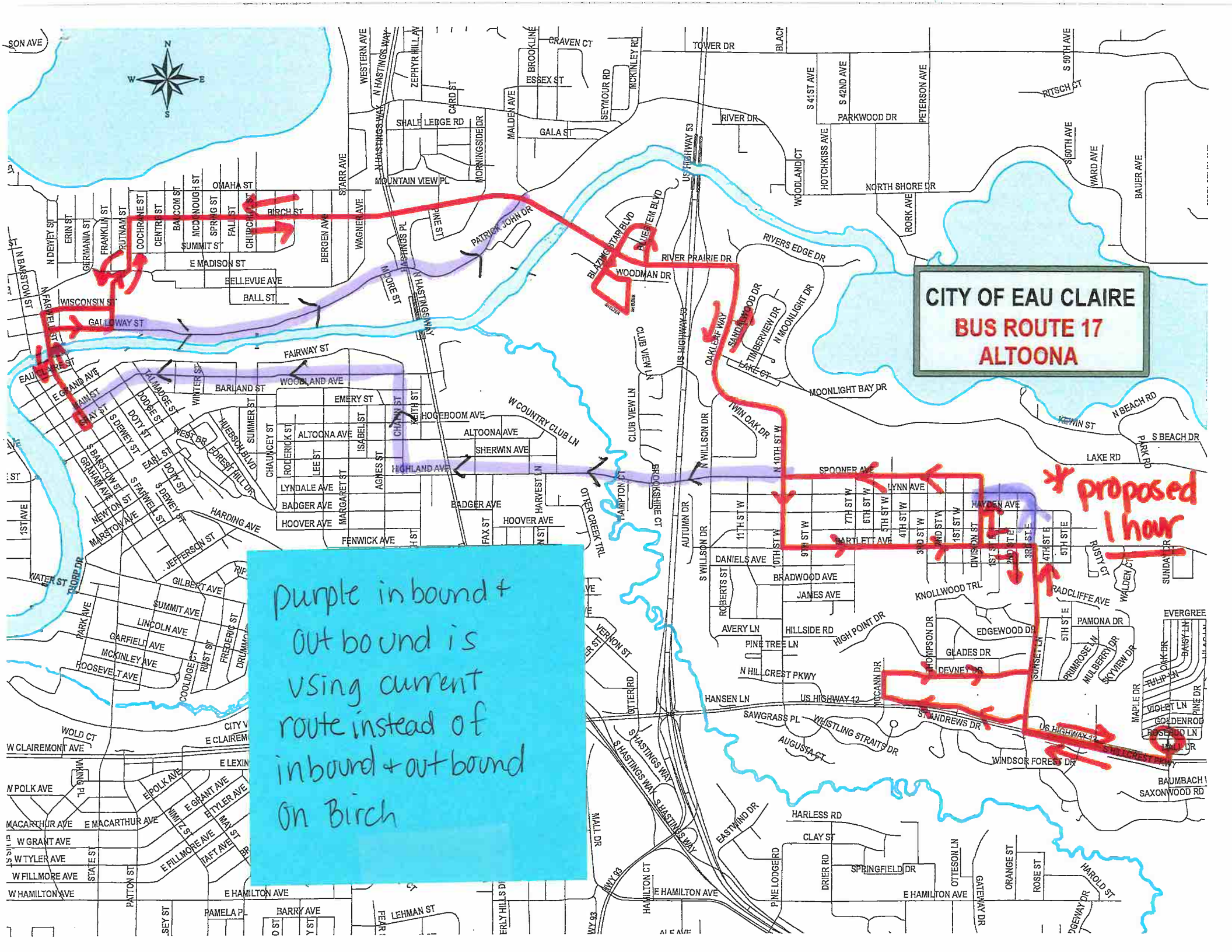
	Permits Issued	\$0.85 Trips	Passes Sold	Pass Trips
January	1	146	20	1731
February	14	133	20	1976
March	16	945	39	2679
April	8	226	23	2182
May	4	274	26	2490
June	23	293	23	2268
July	14	228	32	2214
August	9	223	41	2356
September	10	168	24	2114
October	10	276	43	1919
November	10	100	44	1727
December	8	170	25	2957
<b>Total:</b>	<b>127</b>	<b>3182</b>	<b>360</b>	<b>26613</b>



**CITY OF EAU CLAIRE  
BUS ROUTE 17  
ALTOONA**

*\* proposed  
1 hour*

*Purple in bound +  
out bound is  
using current  
route instead of  
inbound + out bound  
on Birch*



# Route 7 W Clairemont and Route 17 Altoona

## Route 7 West Clairemont

Leave Transfer Center (Parking Lot Side) :15

- Right - Gray St
- Left - Graham Ave
- Right - State St
- Left - E. Lexington Blvd
- Left - Patton St
- Left - W. Clairemont Ave
- Left - University Dr
- Right - Through Round Driveway
- Left - University Dr
- Left - Frontage Road
- Right - Into CVTC

**CALL STOP CVTC :24**

- Right - Frontage Rd
- Right - Stein Blvd
- Left - Into Sacred Heart

**CALL STOP Sacred Heart Hospital :26**

- Right - University Dr
- Roundabout 2nd Exit to Heights Dr
- Curve - Oakridge Dr
- Curve - Craig Rd

**CALL STOP Marshfield Clinic**

- Right - Frontage Rd
- Left/Right - W. Clairemont Ave
- Right - Menomonie St
- Curve - Water St

**CALL STOP UWEC Fine Arts Center :39**

- Left - 1st Ave
- Right - Lake St
- Left - Barstow St
- Right - Gray St
- Left - Transfer Center (Fence Side) :45

## Route 17 Altoona

Leave Transfer Center (Fence Side) :45

- Right - Main St
- Left - Farwell St
- Right - Galloway St
- Right - River Prairie Dr
- Right - 1st Traffic light
- Left - Service Road
- Right - West side of the Parking lot

**CALL STOP Woodman's :52**

Follow curve back to the Traffic light

- Right - River Prairie Dr
- Right - Oakleaf Way
- Curve - 10th St West
- Left - Bartlett Ave
- Left - Division St

**CALL STOP Division and Lynn :01**

- Left - Spooner Ave
- Continue - Highland Ave
- Right - Chapin St

**CALL STOP St. Johns Apts :07**

- Left - Main St
- Left- Transfer Center (Parking Lot) :15

**After 5:15 Things Change**

**Altoona**

3 in a row at **5:45 6:15 6:45**

**West Clairemont**

Tues & Thurs 3 in a row **7:15 7:45 8:15**




# Route 17 Altoona

## Route 17 Altoona


leave the transit center at :45

Right	Main		curve	Oakleaf @ Hosp	:32
Left	Farwell		Left	River Prairie	
Right	Wisconsin		Right	Bluestem	
Left	Putnam		Left	Blazing star	
Right	Birch		Left	Shelter	
Curve	River Prairie		curve	Blazing star	
Right	Blazing Star		Left	Woodman	
Left	Woodman Dr		Right	Shelter(woodmans)	:36
Right	Shelter(woodmans)	:52	curve	Blazing star	
Curve	Blazing Star		Left	Blazing star	:38
Right	River Prairie		Left	River Prairie	
Left	Bluestem		curve	Birch	
Left	Blazing Star	:56	Left	Putnam	
Left	River Prairie		Right	Galloway	
Right	Oakleaf Way		Left	Farwell	
Curve	10th St		Right	Gray	
Left	Bartlett @ 3rd	:04	Right	TC	:45
Right	3rd St E				
Left	Hwy 12				
Left	Oak Dr ( HillCrest Estates )	:10			
R in front of building loop around					
Right on Hwy 12					
Right	3rd St E				
Left	N Hillcrest Pkwy				
Right	McCann @ Devney	:17			
Right	Devney				
Left	3rd st E	:18			
Left	Bartlett				
Right	Division	:26			
Left	Spooner				
Right	10th St	:29			





















## City of Eau Claire Transit Commission Workplan

What	Anticipated Outcome, Product or Result	Idea Source	Specific Actions	Target Dates	Identified Partners	Point Person
<b>Bus Stops/Shelters</b>	Public input and local engagement, ADA compliance, Policy recommendation to Council, Evaluation of stops for safety and accessibility	CIP, Commission	Hold public meetings as part of the commission meetings; Review existing policies; develop recommendations – possible work session	DEC 2023	Local manufacturers, artists and designers, ADRC, WIPTA Members, MPO	Transit Manager
<b>Evaluate Fare Structure</b>	Equitable Fare structure that allows for sustainable Transit Service	Commission	Review Structure Annually at a February or March Meeting. Make Recommendations to Council	MAR Annually	UWEC, ECASD, Mayo and Marshfield Clinic, Other Businesses that benefit from Transit Service	Transit Manager
<b>Marketing Committee</b>	Transit Promotion in the community, Increase transit use, Marketing plan	TDP	Recruit members, City Staff, commission	On going	Interested Members of the Public, Commission, UWEC, Outside Marketing agency	Transit Manager
<b>Review of Complete Streets Policy</b>	Make sure that Transit issues are considered	BPAC	Develop Recommendations as it relates to transit	On going	BPAC, Engineering	City Engineer
<b>City Comprehensive Plan</b>	Have Transit issues considered	Plan Commission	Hold public hearings to receive input on transit related sections to develop recommendations	2024	Planning	Community Development Director
<b>Shawtown Neighborhood Plan</b>	Have Transit issues considered	Plan Commission	Participate at planned meetings	2023	Planning	Senior City Planner
<b>Transit Ambassador Program</b>	Review of the program, guidance	Transit Division	Provide recommendation on possible activities/recruitment	2024	Western Dairyland	Contracted Provider

<b>Explore 3 Bike Rack system on buses</b>	Recommendation for procurement	Transit Division	Research issues where deployed; review suppliers	2024	WIPTA Members	Transit Manager
<b>Electric Buses</b>	Develop Strategy	CIP	Receive Public Input, Review other system deployments	2025	Sustainability Committee	Senior City Planner
<b>Friends of Transit Program</b>	Recognize Partners in the Community	Commission	Develop Categories and Criteria	2024	UWEC; ADRC	Commission Chair
<b>Making bus schedules more consistent and easier to understand</b>	Updated schedules, improvement on schedules and more consistency with timing.	Commission, UWEC	Monitor on time performance, receive UWEC student input. Work with UWEC students directly and distribute information.	On going	UWEC	Transit Manager
<b>City-wide bike rental program</b>	Establishing community partners and a transit-backed bike rental program	Commission, UWEC	Researching possible business partnerships	2024	UWEC	Transit Manager
<b>Transit Service Expansion; Transfer Center Connections</b>	Explore ways to connect the Transfer Center to other travel options, regional and otherwise.	Commission	Provide input as new developments are considered.	On going	UWEC, Chippewa Valley Rail Commission	Transit Manager
<b>University Transit hub</b>	Establishing a University Transit Hub	Commission	Hold meetings on campus, work with UWEC	2025	UWEC Student Senate, Parking and Transportation	Transit Manager
<b>Adopt A Bus Stop Program</b>	Involve the community in supporting transit by keeping bus stops in their neighborhood accessible year round	Commission	Work with Neighborhood Associations	2025	Neighborhood Associations	Transit Manager