



---

**Transit Commission  
Agenda**

**November 15, 2023**

---

**PLEASE TAKE NOTICE** that the Eau Claire Transit Commission will meet Wednesday, November 15, 2023 at 6:00 P.M. in the North Conference Room at the City Hall, 203 S. Farwell Street, Eau Claire, Wisconsin. The purpose of this meeting will be to discuss the items on the agenda below:

1. Call to Order:
2. Pledge of Allegiance and Roll Call:
3. Reading and approval of minutes of the past meeting on October 18, 2023
4. Open Public Comment Period for Items that do not appear on this Agenda noted as Public Hearings or Items for Public Discussion
  - a. Comments from Chair
5. Business Agenda items and Discussion
  - a. Community Pass Pilot Update
  - b. Fares and Agency Fare changes
  - c. Altoona Route changes
  - d. University Route changes
  - e. Ridership and Revenue Reports
  - f. Future agenda items
6. Public Hearings and Discussion
  - a. None
7. Manager's Report
  - a. Transit Staffing
  - b. Bus Stop and Shelter Grant Money Update
  - c. Bus Shelter Art Update
  - d. Paratransit RFP update
  - e. Technology Update
  - f. 2023 Workplan, Included for review
8. Adjournment



---

**Transit Commission  
Meeting Minutes**

**October 18, 2023**

---

**PLEASE TAKE NOTICE** that the Eau Claire Transit Commission will meet Wednesday, October 18, 2023 at 6:00 P.M. in the North Conference Room at the City Hall, 203 S. Farwell Street, Eau Claire, Wisconsin. The purpose of this meeting will be to discuss the items on the agenda below:

1. Call to Order: 18:00
2. Roll Call: **Present:** Commissioners: Chair Swanhorst, Greenwell, Anderson, Eaton, Bluma, Scott, Lehner.  
**Absent:** Fowler, Gragert  
**Also Present:** Transit Manager Ty Fadness, Transit Admin Associate Laurie Mittlestadt, Transit Supervisor Kyle Herman  
**Public Present:** ATU1310 Nathan Nispel, ATU1310 Dan White, ATU1310 Bill Johnson, Mark Quam, Tina Deetz
3. Reading and approval of minutes of the past meeting on September 20, 2023; Commissioner Lehner moved to approve August minutes. Bluma seconded. August minutes approved.
4. Open Public Comment Period for Items that do not appear on this Agenda noted as Public Hearings or Items for Public Discussion: Noted Transit Center Tour given by Cory Tietz was very appreciated. Transit Commission was impressed by the new Center.
5. Business Agenda items
  - a. **Community Pass Pilot:** Update, seems to be at a stand still for moment. Meetings will resume in a few weeks.
  - b. **Fares and Agency Fare Change:** Possible raise in Full Fare. Holding off on what Community Pass Project will look like. Would affect Agency Fare (Paratransit). Transit Commission is for the Increases and approves.
  - c. **Altoona Route Extension:** Tina Deetz gave brief update on upcoming route changes for Altoona. Present Union Drivers were asked for suggestions in what works and will not. Public meeting and Vote for from Council upcoming.
  - d. **Ridership and Revenue Reports:** No comments or questions
  - e. **Future Agenda items:** No Future agenda items for November meeting requested.
6. Public Hearings and Discussions
  - a. **University Route alterations:** Transit Manager gave brief explanation on Contract Changes & when alterations start. January 2024 Winterim is target. Routes. **Update on Transfer Center Project:** Bottom level that pertains to Transit is nearly finished. Expected to be in by 2024.



7. Managers' Report
  - a. **Transit Staffing**: Transit Manager; update on staffing and protentional org changes
  - b. **Bus Stop and Shelter Grant Money**: Bus stops ADA compliant still looking into. Also looking into relocating bus stops that have more ridership. Removing ones that don't.
  - c. **Library Cardholder Day**; Event was VERY successful for Transit and Library. Looking to continue on future collaborations.
  
8. Adjournment: 19:19 pm  
Move to adjourn: Eaton, motion was 2<sup>nd</sup> by Lehner.

---

Phil Swanhorst, Chairperson  
c: News Media

# Route 17 - Altoona

*Altoona  
\*proposed*

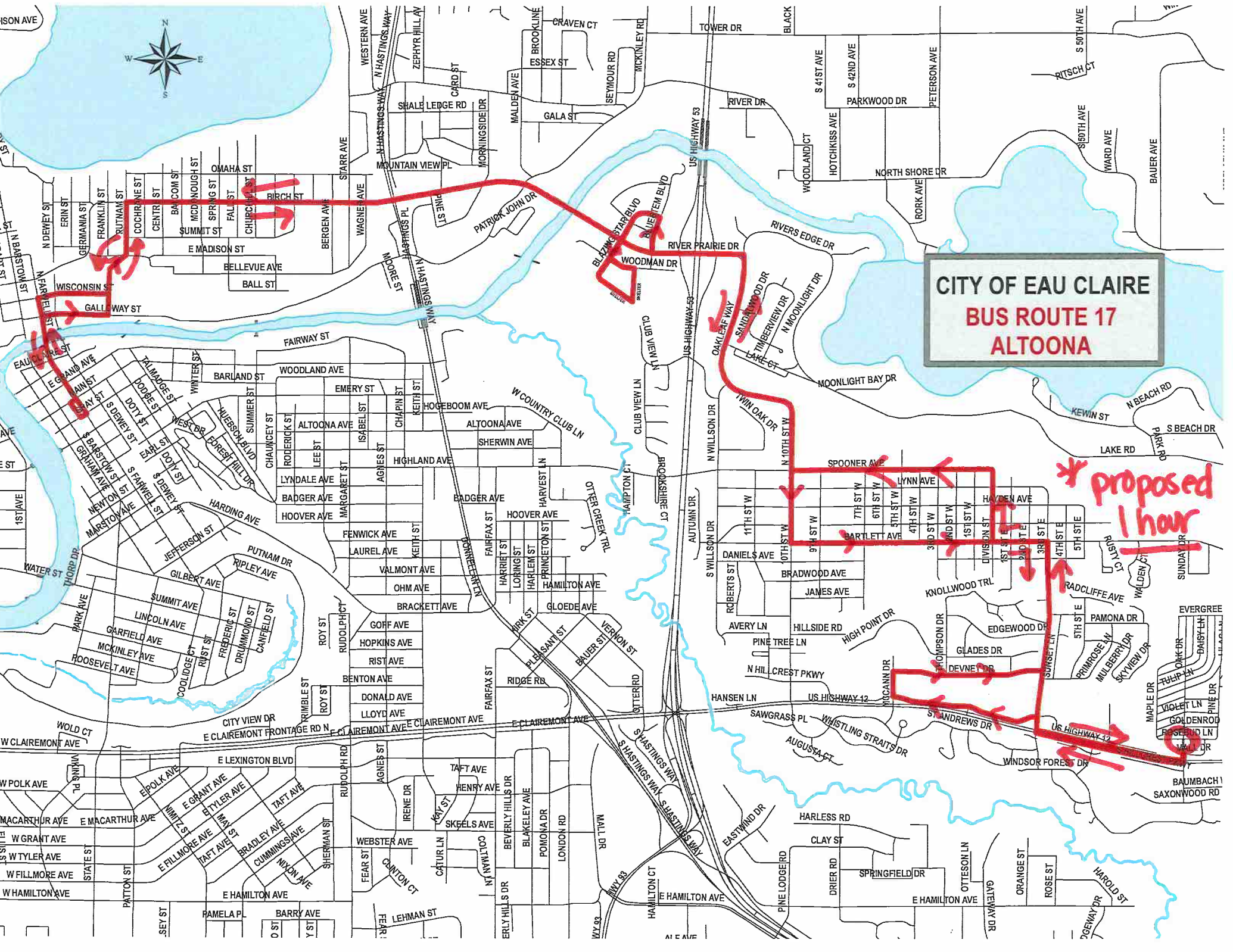
*1 hour*

## Route 17 Altoona

Right Main  
Left Farwell  
Right Galloway  
Left Putnam  
Right Birch  
Curve River Prairie  
Right Blazing Star  
Left Woodman Dr  
Right Shelter(woodmans)  
Curve Blazing Star  
Right River Prairie  
Left Bluestem  
Left Blazing Star (Shelter)  
Left River Prairie  
Right Oakleaf Way  
Curve 10th St  
Left Bartlett @ 3rd  
Right 3rd St E  
Left Hwy 12  
Left Oak Dr ( HillCrest Estates )  
R in front of building loop around  
Right on Hwy 12  
Right 3rd St E  
Left N Hillcrest Pkwy  
Right McCann @ Devney  
Right Devney  
Left 3rd st E  
Left Bartlett  
Right Division  
Left Spooner  
Right 10th St

curve Oakleaf @ Hosp  
Left River Prairie  
Right Bluestem  
Left Blazing star  
Left Shelter  
curve Blazing star  
Left Woodman  
Right Shelter(woodmans)  
curve Blazing star  
Left Blazing star  
Left River Prairie  
curve Birch  
Left Putnam  
Right Galloway  
Left Farwell  
Right Gray  
Right TC

*\* still being altered*

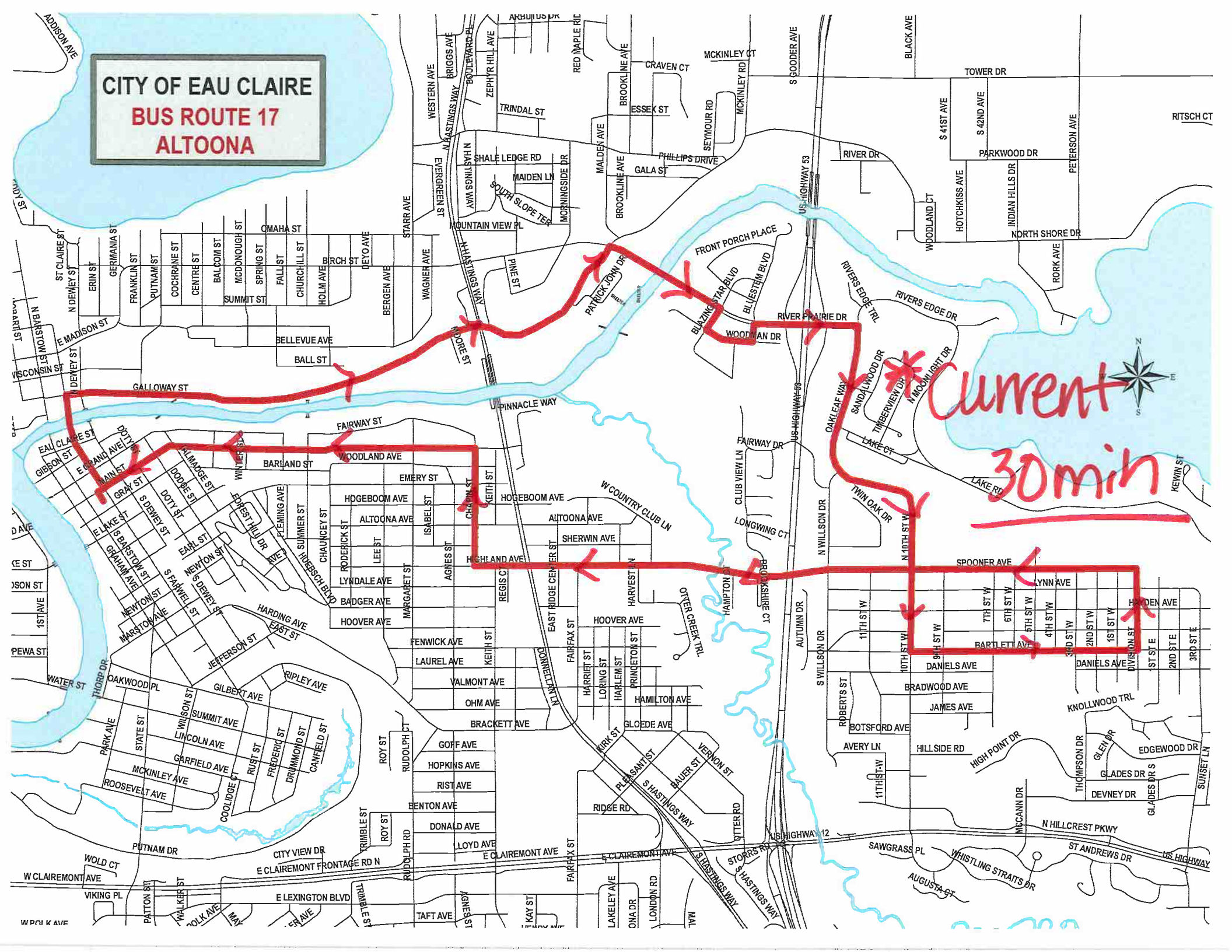


**CITY OF EAU CLAIRE**  
**BUS ROUTE 17**  
**ALTOONA**

*\* proposed 1 hour*

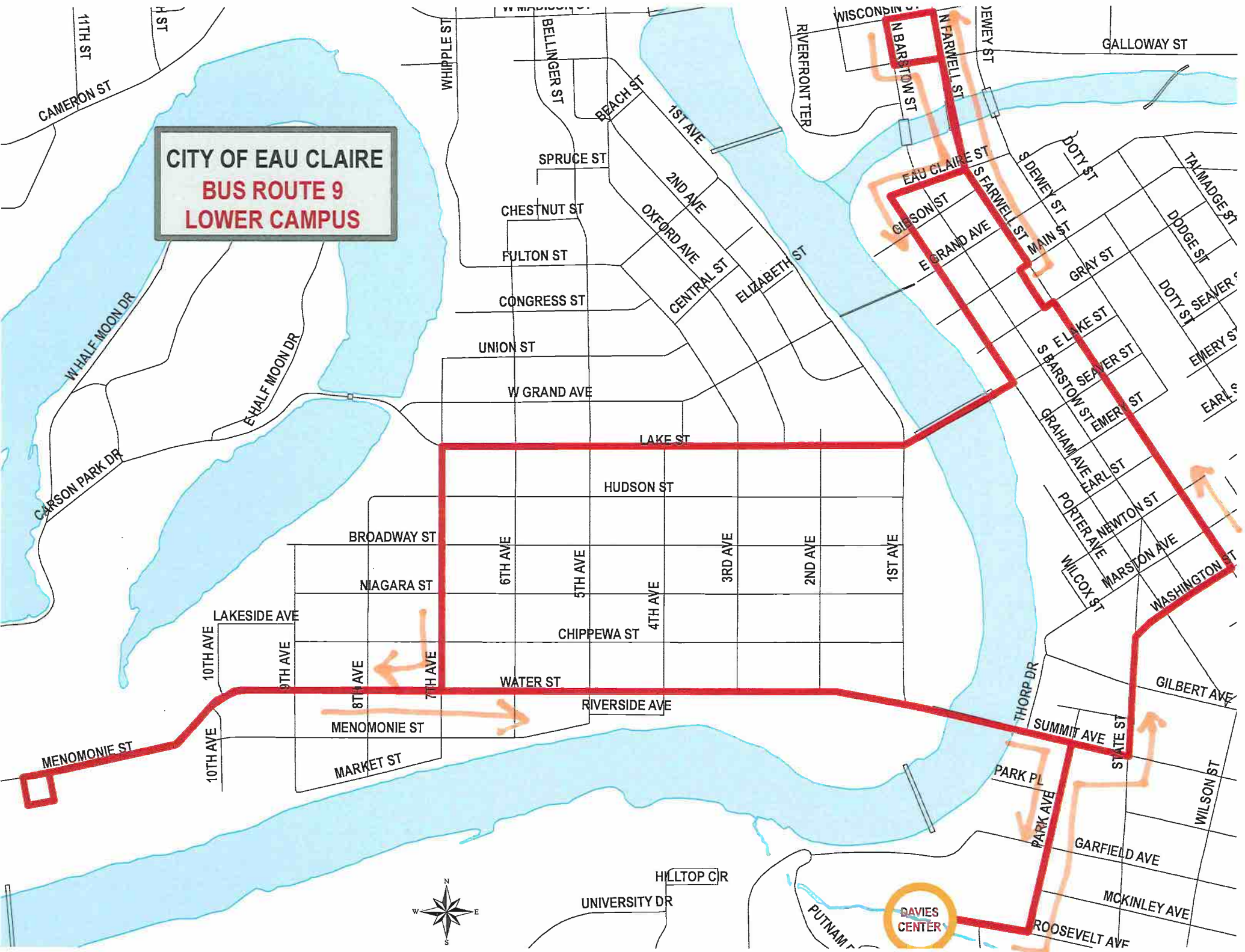
**CITY OF EAU CLAIRE**  
**BUS ROUTE 17**  
**ALTOONA**

*Current*  
*30min*



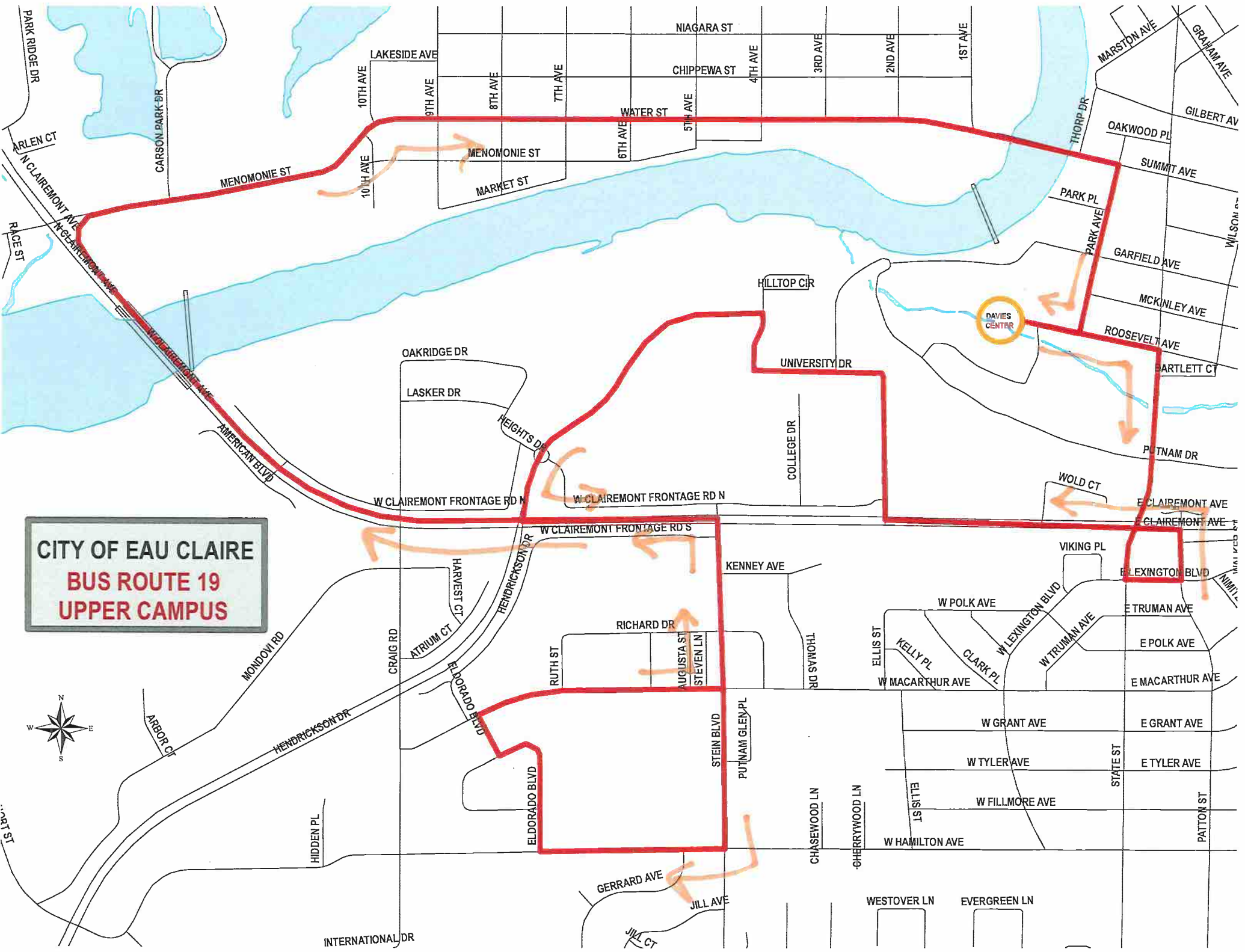
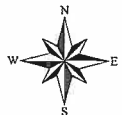
Line	License/Fee	Last Fee Change	2022 Adopted Fee	2023 Adopted Fee	2024 Proposed Fee
<b>TRANSIT FEES</b>					
T-100	All Day Pass (Unlimited Rides)	2018	\$3.75	\$3.75	
T-101	One Time Bus Fare - Regular.	2018	\$1.75	\$1.75	
T-102	One Time Bus Fare - Passengers with Disabilities and/or Age 65 and Above	2018	\$0.85	\$0.85	
T-103	One Time Bus Fare - Paratransit.	2018	\$3.50	\$3.50	
T-104	Monthly Bus Pass - Regular.	2018	\$50.00	\$50.00	
T-105	Monthly Bus Pass - Passengers with Disabilities and/or Age 65 and Above	2018	\$25.00	\$25.00	
T-106	Student Pass (Unlimited Rides) K-12 Student Semester Pass.	2018	\$50.00	\$50.00	
T-107	Student Passes (Unlimited Rides) K-12 Student Summer Pass.	2018	\$35.00	\$35.00	
T-108	Student Passes (Unlimited Rides) CVTC Student Semester Pass.	2018	\$140.00	\$140.00	
T-109	Student Passes (Unlimited Rides) CVTC Student Summer Pass.	2018	\$100.00	\$100.00	
T-110	Student Passes (Unlimited Rides) UWEC Faculty and Students with Current ID - Free Per Contract.	2013	No Fee	No Fee	No Fee
T-111	CDL Testing	2016	\$50.00	\$50.00	
T-112	One-time Student Bus Fare	2018	\$1.25	\$1.25	
T-113	Mailing Fee	N/A	\$0.75	\$0.75	
T-114	Laminating Fee	N/A	\$0.50	\$0.50	
T-115	Community Table Tickets (unlimited rides to and from Community Table, only at specific times). Charge is per month.	2018	\$55.00	\$55.00	
T-116	One-time Paratransit Trip Agency Fare	2018	\$9.50	\$9.50	\$20.00
T-117	Certified Mail Fee	N/A	\$6.00	\$6.00	
T-118	Single Trip Tickets - book of 13 - Passengers with Disabilities and/or Age 65 and Above, and/or Income Qualifying	N/A	\$10.00	\$10.00	
T-119	Student Fare Single Trip Tickets	2018	\$12.50	\$12.50	
T-120	Summer Library Pass (good on Tuesdays and Thursdays after ECS D dismisses for the summer)	N/A	In-kind Services with Library	In-kind Services with Library	In-kind Services with Library
T-121	3 Full Fare Tickets	2018	\$4.00	\$4.00	
T-122	Income qualifying Cash Fare	2021	\$0.85	\$0.85	
T-123	Income qualifying Monthly Pass	2021	\$25.00	\$25.00	
T-124	Trippler Routes	2020	Actual Cost	Actual Cost	Actual Cost

**CITY OF EAU CLAIRE**  
**BUS ROUTE 9**  
**LOWER CAMPUS**

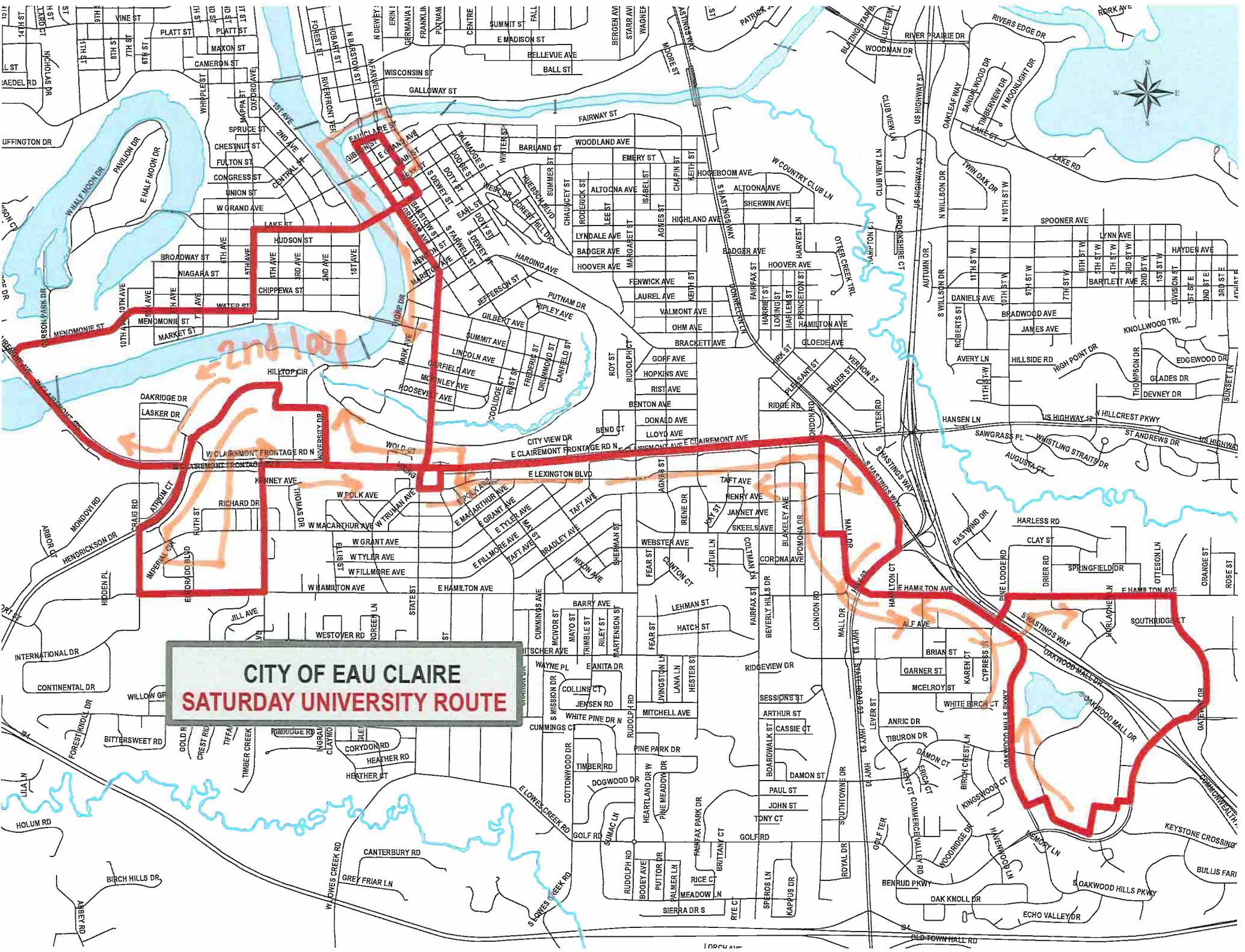




**CITY OF EAU CLAIRE**  
**BUS ROUTE 19**  
**UPPER CAMPUS**



**CITY OF EAU CLAIRE**  
**SATURDAY UNIVERSITY ROUTE**



Turn sheet for routes 91, 92, 93, 94 Monday -Friday

**#9 Lower Campus**

headsign#60

**Leave Centennial Hall**

Right- Roosevelt Ave

**Circle Davies Center**

Left - Park Ave

Right- Summit Ave

Left - State St

Curve -Washington St

Left - Farwell St

Left - Gray St

**Right - into Transfer Center**

Right - Main St

Left - Farwell St

Left - Wisconsin St

**Left - Barstow St Menomonie Market**

Left - Galloway St

Right - N. Farwell St

Right - Eau Claire St

**Stop - at Haymarket Landing / Pablo**

Curve - Graham Ave

Right - Lake St

Left - Seventh Ave

Right - Water Street

**Left - into The Plex (Sonntag)**

Right - Mononomie St

Continue on Water St

Continue on Summit Ave

Right - Park Ave

**Stop - in front of Centennial Hall**

10/10/2023

**#19 Upper Campus** headsign#55

**Leave Centennial Hall**

Right- Roosevelt Ave

**Circle Davies Center**

Continue on Roosevelt Ave

Right - State St

Left - E. Lexington Blvd

Left - Patton St

Left - W. Clairemont Ave

Right - University Dr

Curve - Continue on University Dr

**Stop- Towers Hall**

Right - Stop Sign

Left - Stop Sign

**Stop- Oak Ridge Hall**

**Stop- Chancellors Hall**

Left - W. Clairemont

Right - Stein Blvd

Right - Hamilton Ave

Right - El Dorado Blvd

Curve then Right - El Dorado Blvd

Right - W. MacArthur Ave

Left - Stein Blvd

Left - W. Clairemont Ave

Right - Menomonie St

Continue to Water St

**Haas Fine Arts Center**

Continue to Summit Ave

Right - Park Ave

**Stop - in front of Centennial Hall**

Saturday University Route 951 - use headsign #91 University Mall

Sign in 9:48am Sign out 7:12pm unless you pick up passenger from Transfer Center

**CALL STOP TRANSFER CENTER**

**10:00am through 7:00pm, every hour**

Right- Main St

Left - N. Farwell St

Left- Eau Claire St

**CALL STOP: PABLO/HAYMARKET :01**

Left- Graham St

Right - State Street / Merge State Street

Left - E. Lexington Blvd

Left - Patton St

Left - W. Clairemont Ave

Right - University Dr

Curve - Continue on University Dr

**CALL STOP TOWERS :11**

Right - Stop Sign

Left - Stop Sign

**OAK RIDGE :12**

**CHANCELLORS HALL :13**

Continue to Clairemont ask if MacArthur is needed...

**If MacArthur needed, demand Response to:**

Continue Straight on HWY 37

Left - Craig Rd

Left - W. MacArthur Ave

**MACARTHUR-RUTH :17**

Left - Stein Blvd

Right - W. Clairemont Ave

**If MacArthur not needed, proceed to:**

Left - W. Clairemont Ave

Right - Hwy 53 LaCross Exit

Right - Exit 86 Hwy 93

Right - Hwy 93

Left - E Hamilton Ave

Left - Pine Lodge Rd

Right - E Hamilton Ave

Right - Gateway Dr

**CALL STOP SUPER TARGET :27**

Right - Golf Rd

Right - 2nd Entrance into Oakwood Mall

**CALL STOP OAKWOOD MALL :30**

Left - Service Rd

1st Right parking lot after Scheels

Left - In front of Hobby Lobby

Right - Frontage Road

Left - Before Manny's Cocina

Right - Oakwood Hills Pkwy

Curve - E. Hamilton Ave

Curve - Mall Dr

**CALL STOP FESTIVAL FOODS :34**

Left - Skeels Ave

Right - London Rd

Left - E. Clairemont Ave

Right - University Dr

Curve - Continue on University Dr

**CALL STOP TOWERS :44**

Right - Stop Sign

Left - Stop Sign

**OAK RIDGE :45**

**CHANCELLORS HALL :46**

Continue through roundabout to Clairemont

Right - W. Clairemont (Hwy 12)

Right- Menomonie Street

**CALL STOP THE PLEX :50**

Continue onto Water St

Left - 5th Ave

Right - Lake St

Left - N. Farwell St

Left- Gray St

Right - into Transfer Center

### Route 9 Lower Campus

Time point/call stops

	91	92	93	94
Centennial Hall	:15	:45	:00	:30
Davies Center	:16	:46	:01	:31
Transfer Center	:21	:51	:06	:36
Menomonie Market	:24	:54	:09	:39
Haymarket/Pablo	:27	:57	:12	:42
3rd & Lake	:30	:00	:15	:45
Sonnentag/The Plex	:33	:03	:18	:48
Human Services	:36	:06	:21	:51
Return Centennial Hall	:40	:10	:25	:55

### Route 19 Upper Campus

Time point/call stops

	91	92	93	94
Centennial Hall	:45	:15	:30	:00
Davies Center	:46	:16	:31	:01
Towers Hall	:51	:21	:36	:06
Oak Ridge Hall	:52	:22	:37	:07
Chancellors Hall	:52	:22	:37	:07
Bollinger Field	:00	:30	:45	:15
Haas Arts Center	:08	:38	:53	:23
Return Centennial Hall	:12	:42	:57	:27

91 Start time at CMF is 6:33am, go straight to Towers Hall (6:51)

92 Start time at CMF is 6:43am, go straight to Haymarket (6:57)

93 Start time at CMF is 7:18am, go straight to Towers Hall (7:36)

94 Start time at CMF is 7:28am, go straight to Haymarket (7:42)

By 7:42am there is 15 minute service to all UWEC bus stops

10/10/2023

Eau Claire Transit Commission  
Monthly Ridership Report  
October 2023

	Monthly			YTD Ridership		
	2022	2023	% Change	2022	2023	% Change
Full Cash Fare	2,005	1,857	-7.4%	19,339	19,206	-0.7%
Full Fare Tickets	1,416	1,486	4.9%	15,058	15,380	2.1%
Income-Qualifying Fare	276	332	20.3%	796	2,497	213.7%
Student Cash Fare	288	675	134.4%	3,216	5,061	57.4%
Student Fare Tickets	9	23	155.6%	197	229	16.2%
Reduced Fare - Cash	1,247	1,607	28.9%	9,919	13,658	37.7%
Reduced Fare Tickets	473	14	-97.0%	3,411	871	-74.5%
Monthly Pass	5,182	4,567	-11.9%	36,364	44,854	23.3%
Income-Qualifying Pass	1,919	6,117	218.8%	10,279	42,281	311.3%
Half Fare Pass	8,586	9,462	10.2%	79,666	79,168	-0.6%
CVTC Pass	388	749	93.0%	1,871	4,830	158.2%
Day Pass	838	750	-10.5%	11,528	6,754	-41.4%
MAX Pass	1,839	1,326	-27.9%	7,842	13,916	77.5%
Non-UWEC Ridership	24,466	28,965	18.4%	199,486	248,705	24.7%
UWEC	34,817	38,563	10.8%	106,887	208,619	95.2%
Total	59,283	67,528	13.9%	306,373	457,324	49.3%
Community Table	67	100	49.3%	1,603	1,324	-17.4%
Paratransit	1,769		-100.0%	15,447	18,879	22.2%
Free	53	230	334.0%	4,429	11,187	152.6%
Pool	0	0		629	2,148	241.5%
Transfer	3,818	4,544	19.0%	25,923	37,030	42.8%
Library	0	0		54	0	-100.0%
Total	64,990	72,402	11.4%	354,458	527,892	48.9%
Evening Ridership	682	1,710	150.7%	14,700	7,714	-47.5%
Saturday Ridership	3,872	3,301	-14.7%	25,298	32,418	28.1%
Miles of Service-Day	55,049	54,578	-0.9%	494,782	498,179	0.7%
Passenger / Mile-Day	1.17	1.30	10.9%	0.69	1.04	52.1%
Hours of Service-Day	3,900	3,906	0.2%	35,892	39,730	10.7%
Passenger / Hour-Day	16.49	18.10	9.8%	9.47	13.09	38.3%
Miles of Service-Eve.	8,718	10,472	20.1%	79,194	129,333	63.3%
Passenger / Mile-Eve.	0.08	0.16	108.7%	0.19	0.06	-67.9%
Hours of Service-Eve.	608	735	20.8%	5,518	6,215	12.6%
Passenger / Hour-Eve.	1.12	2.33	107.6%	2.66	1.24	-53.4%
Saturday	5	4	-20.0%	44	42	-4.5%
Weekday School	19	20	5.3%	148	133	-10.1%
Weekday Non-school	2	3	50.0%	70	85	21.4%

### 2023 Income-Qualifying Fare Progress Report

	Permits Issued	\$0.85 Trips	Passes Sold	Pass Trips
January	13	162	32	2197
February	11	186	28	3420
March	10	221	31	2519
April	19	399	22	5293
May	13	230	21	5249
June	15	209	21	5015
July	13	308	20	4092
August	14	352	24	4785
September	13	272	13	4664
October	22	332	35	6117
November				
December				
<b>Total:</b>	<b>143</b>	<b>2671</b>	<b>247</b>	<b>43351</b>

### 2022 Income-Qualifying Fare Progress Report

	Permits Issued	\$0.85 Trips	Passes Sold	Pass Trips
January	1	146	20	1731
February	14	133	20	1976
March	16	945	39	2679
April	8	226	23	2182
May	4	274	26	2490
June	23	293	23	2268
July	14	228	32	2214
August	9	223	41	2356
September	10	168	24	2114
October	10	276	43	1919
November	10	100	44	1727
December	8	170	25	2957
<b>Total:</b>	<b>127</b>	<b>3182</b>	<b>360</b>	<b>26613</b>

Eau Claire Transit System  
 Operating Expenses  
 Report Date: September 30, 2023

% of Year Expired: 75.0%

	Prior Year		Current Year		
	2022 Budget	2022 Y-T-D	2023 Budget	2023 Y-T-D	% of Budget
Admin Wages	\$ 335,700	\$ 219,961	\$ 332,500	\$ 259,104	77.9%
Admin OT Wages	\$ 12,000	\$ 16,519	\$ 12,000	\$ 12,155	101.3%
Admin Benefits	\$ 215,174	\$ 142,985	\$ 214,600	\$ 165,487	77.1%
Operator Wages	\$ 1,392,900	\$ 968,928	\$ 1,285,300	\$ 989,446	77.0%
Operator OT Wages	\$ 23,000	\$ 150,007	\$ 23,000	\$ 182,038	791.5%
Operator Benefits	\$ 743,145	\$ 501,411	\$ 724,100	\$ 507,615	70.1%
Shop Wages	\$ 290,200	\$ 206,787	\$ 278,100	\$ 216,577	77.9%
Shop OT Wages	\$ 23,800	\$ 45,774	\$ 23,800	\$ 38,218	160.6%
Shop Benefits	\$ 164,581	\$ 100,399	\$ 158,000	\$ 81,447	51.5%
<b>Total Payroll</b>	<b>\$ 3,200,500</b>	<b>\$ 2,352,770</b>	<b>\$ 3,051,400</b>	<b>\$ 2,452,086</b>	<b>80.4%</b>
Printing & Binding	\$ 10,700	\$ 7,669	\$ 10,700	\$ 4,449	41.6%
Advertising & Marketing	\$ 30,000	\$ 29,067	\$ 32,400	\$ 10,368	32.0%
Custodial	\$ 22,600	\$ 11,358	\$ 24,500	\$ 16,950	69.2%
Security	\$ 41,100	\$ 8,323	\$ 46,800	\$ 17,278	36.9%
Utilities	\$ 20,000	\$ 8,082	\$ 12,500	\$ 10,694	85.6%
Ins & Admin Charges	\$ 189,800	\$ 141,736	\$ 195,900	\$ 157,164	80.2%
Misc. Services	\$ 497,300	\$ 238,582	\$ 431,500	\$ 241,254	55.9%
<b>Total Services</b>	<b>\$ 811,500</b>	<b>\$ 444,818</b>	<b>\$ 754,300</b>	<b>\$ 458,156</b>	<b>60.7%</b>
Office Supplies	\$ 2,000	\$ 1,690	\$ 4,300	\$ 2,817	65.5%
Uniforms & Clothing	\$ 12,800	\$ 422	\$ 18,400	\$ 12,435	67.6%
Gas	\$ 1,000	\$ 1,179	\$ 1,000	\$ 1,063	106.3%
Diesel Fuel	\$ 382,000	\$ 338,289	\$ 450,000	\$ 266,991	59.3%
Motor Oil	\$ 17,400	\$ 11,666	\$ 17,400	\$ 11,816	67.9%
Tires	\$ 52,600	\$ 8,986	\$ 52,600	\$ 33,028	62.8%
Supplies	\$ 300,800	\$ 287,043	\$ 201,100	\$ 193,822	96.4%
Tool/Shop	\$ 16,700	\$ 10,970	\$ 16,700	\$ 6,534	39.1%
Equip Purchase	\$ -	\$ 1,000	\$ -	\$ 2,138	
Misc. Materials/Supplies	\$ 6,500	\$ 8,203	\$ 6,500	\$ 6,398	98.4%
<b>Total Materials/Supplies</b>	<b>\$ 791,800</b>	<b>\$ 669,448</b>	<b>\$ 768,000</b>	<b>\$ 537,042</b>	<b>69.9%</b>
Purchased Transp.	\$ 919,800	\$ 489,733	\$ 900,100	\$ 596,353	66.3%
Paratransit Cer	\$ 80,000	\$ 51,976	\$ 88,200	\$ 56,311	63.8%
<b>Total Paratransit</b>	<b>\$ 999,800</b>	<b>\$ 541,709</b>	<b>\$ 988,300</b>	<b>\$ 652,663</b>	<b>66.0%</b>
Unfund Pen		\$ 28,800	\$ 38,500	\$ 32,082	83.3%
Loss on Disp of Equip	\$ -	\$ -	\$ -	\$ -	
Capital Purchases	\$ -		\$ -	\$ -	
Depreciation	\$ -		\$ -	\$ -	
Other Charges/Adj	\$ -		\$ -	\$ -	
<b>Total Other</b>	<b>\$ -</b>	<b>\$ 28,800</b>	<b>\$ 38,500</b>	<b>\$ 32,082</b>	<b>83.3%</b>
<b>TOTAL EXPENSES</b>	<b>\$ 5,803,600</b>	<b>\$ 4,037,544</b>	<b>\$ 5,600,500</b>	<b>\$ 4,132,029</b>	<b>73.8%</b>



# Eau Claire Transit System

## Operating Revenues

Report Date: September 30, 2023

% of Year Expired: 58.3%

	Prior Year		Current Year		% of Budget
	2022 Budget	2022 Y-T-D	2023 Budget	2023 Y-T-D	
Full Fare Cash	\$ 45,000	\$ 20,587	\$ 34,000	\$ 30,000	88.2%
Full Fare Pass	\$ 70,000	\$ 50,450	\$ 76,000	\$ 66,450	87.4%
Full Fare Tickets	\$ 35,000	\$ 15,892	\$ 30,000	\$ 21,153	70.5%
Day Pass	\$ 15,000	\$ 6,285	\$ 11,000	\$ 7,654	69.6%
<b>Total Full Adult Fares</b>	<b>\$ 165,000</b>	<b>\$ 93,214</b>	<b>\$ 151,000</b>	<b>\$ 125,257</b>	<b>83.0%</b>
Income-Qualifying Cash	\$ 500	\$ 1,247	\$ 2,000	\$ 1,806	90.3%
Income-Qualifying Pass	\$ 5,500	\$ 7,364	\$ 12,000	\$ 17,690	147.4%
<b>Total I-Q Fares:</b>	<b>\$ 6,000</b>	<b>\$ 8,611</b>	<b>\$ 14,000</b>	<b>\$ 19,496</b>	<b>139.3%</b>
Reduced Fare Cash	\$ 10,000	\$ 5,325	\$ 8,800	\$ 10,078	114.5%
Reduced Fare Pass	\$ 65,000	\$ 34,229	\$ 60,000	\$ 48,250	80.4%
Reduced Fare Tickets	\$ 6,000	\$ 3,290	\$ 6,000	\$ 263	4.4%
<b>Total Reduced Fares</b>	<b>\$ 81,000</b>	<b>\$ 42,844</b>	<b>\$ 74,800</b>	<b>\$ 58,590</b>	<b>78.3%</b>
Student Fare Cash	\$ 5,000	\$ 2,784	\$ 5,000	\$ 5,405	108.1%
Student Fare Tickets	\$ 500	\$ 400	\$ 800	\$ 463	57.8%
Student MAX Pass	\$ 15,000	\$ 11,030	\$ 17,500	\$ 13,720	78.4%
CVTC Student Pass	\$ 1,500	\$ -	\$ 1,500	\$ 3,360	224.0%
UW - Eau Claire	\$ 404,000	\$ 272,000	\$ 412,000	\$ 412,000	100.0%
Pool/Library	\$ 7,000	\$ -	\$ 7,000	\$ 9,953	142.2%
<b>Total Student Fares</b>	<b>\$ 433,000</b>	<b>\$ 286,214</b>	<b>\$ 443,800</b>	<b>\$ 444,900</b>	<b>100.2%</b>
Paratransit Co-Pay	\$ 88,200	\$ 46,816	\$ 92,300	\$ 64,715	70.1%
Agency Fare	\$ 159,600	\$ 50,350	\$ 134,900	\$ 76,409	56.6%
Local Reimbursement	\$ 300	\$ 517	\$ 300	\$ 1,649	549.6%
State PT Assistance	\$ 77,000	\$ 64,373	\$ 65,000	\$ 66,471	102.3%
<b>Total Paratransit</b>	<b>\$ 325,100</b>	<b>\$ 162,055</b>	<b>\$ 292,500</b>	<b>\$ 209,243</b>	<b>71.5%</b>
Federal Assistance+CARES	\$ 2,475,200	\$ -	\$ 2,200,000	\$ 2,045,742	93.0%
State Assistance	\$ 1,300,000	\$ 312,776	\$ 1,250,000	\$ 1,045,731	83.7%
EC County Assistance	\$ 118,100	\$ 43,734	\$ 118,600	\$ 43,136	36.4%
Altoona Assistance	\$ 71,400	\$ -	\$ 115,000	\$ 58,749	51.1%
<b>Total Assistance</b>	<b>\$ 3,964,700</b>	<b>\$ 356,510</b>	<b>\$ 3,683,600</b>	<b>\$ 3,193,358</b>	<b>86.7%</b>
Advertising	\$ 40,000	\$ 23,150	\$ 42,000	\$ 64,088	152.6%
Vending Commission	\$ 4,000	\$ 215	\$ -	\$ -	
Gifts & Donations	\$ -	\$ -	\$ -	\$ 1,000	
Other Penalties	\$ -	\$ 72	\$ -	\$ -	
Miscellaneous	\$ 1,100	\$ 7,101	\$ 1,000	\$ 14,520	1452.0%
General Fund - Operations	\$ 783,700	\$ 1,038,100	\$ 1,160,200	\$ -	0.0%
Sale of Capital Assets	\$ -	\$ -	\$ -	\$ -	
Fund Balance Applied	\$ -	\$ -	\$ -	\$ -	
Fund Balance Used for CIP	\$ -	\$ -	\$ -	\$ -	
<b>Total Other</b>	<b>\$ 828,800</b>	<b>\$ 1,068,638</b>	<b>\$ 1,203,200</b>	<b>\$ 79,608</b>	<b>6.6%</b>
<b>TOTAL REVENUES</b>	<b>\$ 5,803,600</b>	<b>\$ 2,018,086</b>	<b>\$ 5,862,900</b>	<b>\$ 4,130,452</b>	<b>70.5%</b>



## City of Eau Claire Transit Commission Workplan

What	Anticipated Outcome, Product or Result	Idea Source	Specific Actions	Target Dates	Identified Partners	Point Person
<b>Bus Stops/Shelters</b>	Public input and local engagement, ADA compliance, Policy recommendation to Council, Evaluation of stops for safety and accessibility	CIP, Commission	Hold public meetings as part of the commission meetings; Review existing policies; develop recommendations – possible work session	DEC 2023	Local manufacturers, artists and designers, ADRC, WIPTA Members, MPO	Transit Manager
<b>Evaluate Fare Structure</b>	Equitable Fare structure that allows for sustainable Transit Service	Commission	Review Structure Annually at a February or March Meeting. Make Recommendations to Council	MAR Annually	UWEC, ECASD, Mayo and Marshfield Clinic, Other Businesses that benefit from Transit Service	Transit Manager
<b>Marketing Committee</b>	Transit Promotion in the community, Increase transit use, Marketing plan	TDP	Recruit members, City Staff, commission	On going	Interested Members of the Public, Commission, UWEC, Outside Marketing agency	Transit Manager
<b>Review of Complete Streets Policy</b>	Make sure that Transit issues are considered	BPAC	Develop Recommendations as it relates to transit	On going	BPAC, Engineering	City Engineer
<b>City Comprehensive Plan</b>	Have Transit issues considered	Plan Commission	Hold public hearings to receive input on transit related sections to develop recommendations	2024	Planning	Community Development Director
<b>Shawtown Neighborhood Plan</b>	Have Transit issues considered	Plan Commission	Participate at planned meetings	2023	Planning	Senior City Planner
<b>Transit Ambassador Program</b>	Review of the program, guidance	Transit Division	Provide recommendation on possible activities/recruitment	2024	Western Dairyland	Contracted Provider

<b>Explore 3 Bike Rack system on buses</b>	Recommendation for procurement	Transit Division	Research issues where deployed; review suppliers	2024	WIPTA Members	Transit Manager
<b>Electric Buses</b>	Develop Strategy	CIP	Receive Public Input, Review other system deployments	2025	Sustainability Committee	Senior City Planner
<b>Friends of Transit Program</b>	Recognize Partners in the Community	Commission	Develop Categories and Criteria	2024	UWEC; ADRC	Commission Chair
<b>Making bus schedules more consistent and easier to understand</b>	Updated schedules, improvement on schedules and more consistency with timing.	Commission, UWEC	Monitor on time performance, receive UWEC student input. Work with UWEC students directly and distribute information.	On going	UWEC	Transit Manager
<b>City-wide bike rental program</b>	Establishing community partners and a transit-backed bike rental program	Commission, UWEC	Researching possible business partnerships	2024	UWEC	Transit Manager
<b>Transit Service Expansion; Transfer Center Connections</b>	Explore ways to connect the Transfer Center to other travel options, regional and otherwise.	Commission	Provide input as new developments are considered.	On going	UWEC, Chippewa Valley Rail Commission	Transit Manager
<b>University Transit hub</b>	Establishing a University Transit Hub	Commission	Hold meetings on campus, work with UWEC	2025	UWEC Student Senate, Parking and Transportation	Transit Manager
<b>Adopt A Bus Stop Program</b>	Involve the community in supporting transit by keeping bus stops in their neighborhood accessible year round	Commission	Work with Neighborhood Associations	2025	Neighborhood Associations	Transit Manager