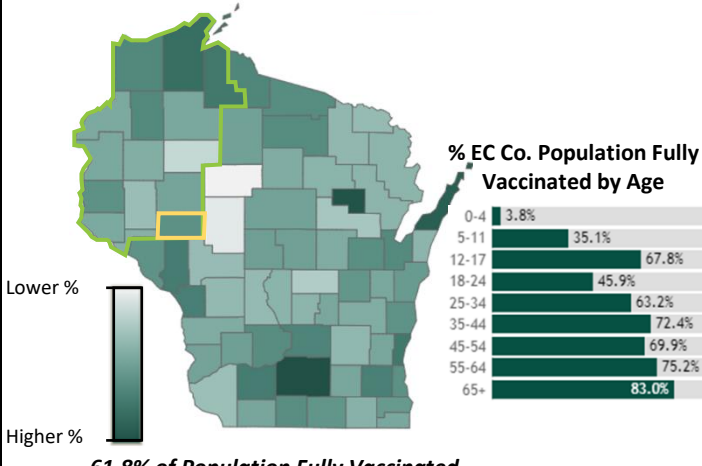


Situation Report schedule: This is the final scheduled situation report. This data will be available on our covid19eauclaire.org website under the “Local Statistics” tab.

Data as reported to DHS by 9:00 PM on Tuesday 10/25/2022

Data Category	Metric	Weekly Status	Comparison to Prior Week	Explanation																				
Number of Cases	CDC Community Level (See Appendix A – Figure 2)	Low	No Change	The Community Level for Eau Claire County remains “Low” this week. This rating indicates that hospital capacity is improving, and cases remain low. A majority counties in WI are in “low” or “medium” level. It is recommended to wear a mask in any community with a “high” level. See Appendix A – Figure 2.																				
	Total Weekly Cases (35,023 Cumulative)	135 (19.3/day)	↑25 (↑3.6/day)	There were 135 COVID-19 cases (confirmed+probable) reported in Eau Claire County this week. This does NOT include the many home tests that are done. Statewide, case rates remain steady. Eau Claire wastewater data also noted no significant change this week. See Figure 1 in Appendix A for historic trends. People who test positive should review online resources and call (715) 839-4718 with any questions about how long to stay home and when to test.																				
Testing	7-Day Positivity Rate	10.2%	↑0.1	Lab-based testing volumes continue to remain low in Eau Claire and across the state. Test positivity rate does not include any home antigen tests that are positive. More details about COVID-19 symptoms and local testing options are available here .																				
Severe Illness	New Co. Hospitalizations (838 Cumulative)	7	↑4	There were 7 county residents newly hospitalized due to confirmed or probable COVID-19 complications in the past week. The northwest region (where Eau Claire County is located) is reporting a growing hospitalization trajectory. There were 2 new Eau Claire County COVID-19 related death this week.																				
	Confirmed EC Co. Deaths (181 Cumulative)	2	↑2	Most COVID hospitalization and death is preventable with vaccination and early treatment. When individuals test positive, they are strongly encouraged to immediately contact a health care provider to discuss treatment options. 211 also has resources to help you find treatment locations.																				
Vaccine Coverage	 <p>61.8% of Population Fully Vaccinated</p> <table border="1"> <caption>% EC Co. Population Fully Vaccinated by Age</caption> <thead> <tr> <th>Age Group</th> <th>Percentage</th> </tr> </thead> <tbody> <tr> <td>0-4</td> <td>3.8%</td> </tr> <tr> <td>5-11</td> <td>35.1%</td> </tr> <tr> <td>12-17</td> <td>67.8%</td> </tr> <tr> <td>18-24</td> <td>45.9%</td> </tr> <tr> <td>25-34</td> <td>63.2%</td> </tr> <tr> <td>35-44</td> <td>72.4%</td> </tr> <tr> <td>45-54</td> <td>69.9%</td> </tr> <tr> <td>55-64</td> <td>75.2%</td> </tr> <tr> <td>65+</td> <td>83.0%</td> </tr> </tbody> </table>			Age Group	Percentage	0-4	3.8%	5-11	35.1%	12-17	67.8%	18-24	45.9%	25-34	63.2%	35-44	72.4%	45-54	69.9%	55-64	75.2%	65+	83.0%	<p>Vaccination rates remain unequally distributed in the county, including across racial, ethnic, and age groups. Higher vaccination rates are present among white, Asian, and non-Hispanic groups. A local vaccine clinic schedule and more information about other local vaccination options can be found here. There is also a national website to help locate local vaccination options. Research has shown that being up-to-date on vaccination (including a bivalent booster if eligible) can make a difference in severity of illness, including a reduction in the likelihood of hospitalization or death. 36.8% of Eau Claire County residents have received an additional dose or booster dose.</p>
Age Group	Percentage																							
0-4	3.8%																							
5-11	35.1%																							
12-17	67.8%																							
18-24	45.9%																							
25-34	63.2%																							
35-44	72.4%																							
45-54	69.9%																							
55-64	75.2%																							
65+	83.0%																							
Good/ Improved		Caution/ No Change	Concerning/ Worsened	General Monitoring (N/A)																				

Situation Report schedule: This is the final scheduled situation report. This data will be available on our covid19eauclaire.org website under the “Local Statistics” tab.

Pertinent COVID-19 Updates/Resources	
Fall booster appointments available for all age 5+	<p>The updated fall booster is now available at the Health Department for everyone ages 5+. In addition to weekly Tuesday clinics at the Health Department, there are several other Health Department-run clinics happening in the community. You can see a full schedule of clinics at the Health Department website.</p> <p>Appointments are also available through other vaccine providers in the area. Booster doses for all eligible age groups are provided free of charge.</p>
Weekday, weekend testing at Health Department, Accelerated Labs	<p>Accelerated Labs offers free lab-based rapid antigen tests at their site in the CVTC parking lot. Their hours recently moved to Tues and Thurs 2 pm to 6 pm, and Saturdays 10 am to 2 pm. Antigen tests that are positive from this site will be also sent in for a PCR test to confirm. The Health Department also has free at-home rapid antigen test kits for pick-up Mon thru Fri 8 am to 4:30 pm. You can see all options for testing in Eau Claire County here.</p>
WI DHS makes at-home rapid tests available	<p>Don't want to drive? Wisconsin households can now order five free rapid antigen COVID-19 tests by visiting the Say Yes! COVID Test website. Each household can order one package of five tests that will arrive in 1-2 weeks. Some home test expiration dates have been extended. You can check the new expiration date for the Say Yes! test kits here, or other at-home test kits here.</p>
Tracking Omicron subvariant BA.5	<p>The proportion of cases attributed to BA.5 (Omicron) accounts for 62.2% of new cases in the United States and is still the dominate strain though the proportion of cases attributed to BA.5 has been decreasing both nationally and locally. The Health Department is monitoring trends as variants continue to shift. The Health Department is also monitoring wastewater data as it may signal an increase in cases before it is detected through methods such as testing. These data show low viral concentration and no significant change in trajectory.</p>
Information from the Health Department	<p>The Department is prioritizing assisting businesses, education, healthcare, and other employers with outbreaks and outbreak prevention. Preventing outbreaks keeps employees at work and saves time and money for area businesses. If you need assistance, call (715) 839-4718. Services include free testing, masks, vaccination, contact tracing support, education, and disease tracking.</p> <p>The Eau Claire County COVID-19 Information Hub is a local resource for current data and resources, including but not limited to: local statistics, vaccination general information and appointments, guidance pertaining to prevention and if you test positive, as well as local testing. Covid.gov can be used to your local community COVID level and guidance and has locations with free masks and COVID treatment locations.</p>
This is the Final Scheduled Situation Report	

Appendix A: Data Visualizations

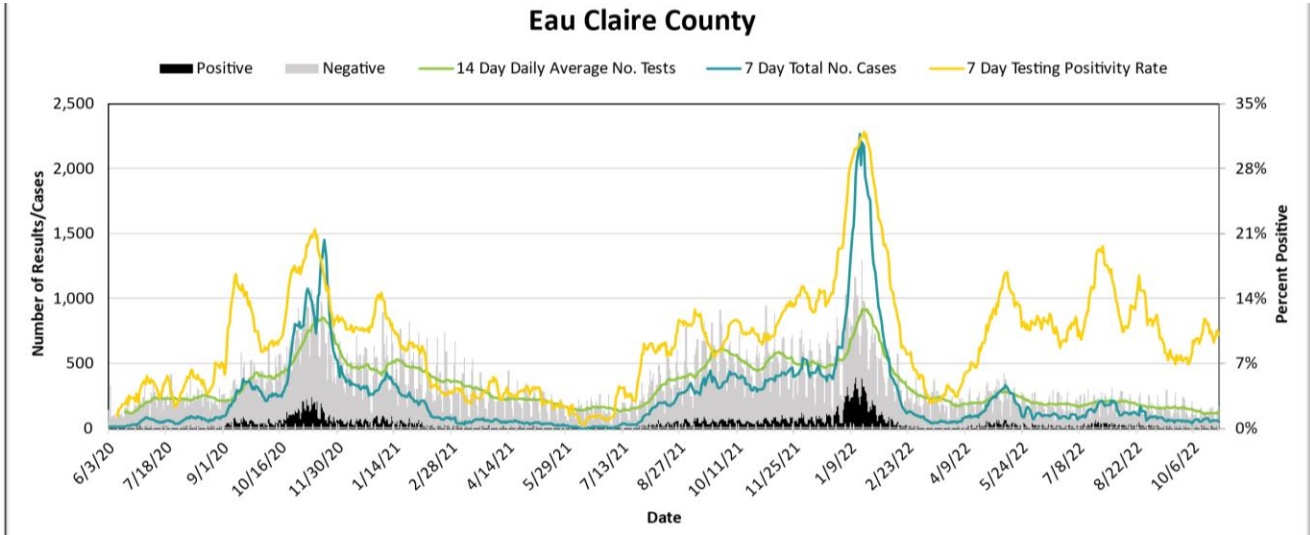


Figure 1: Eau Claire County COVID-19 Historic Trends

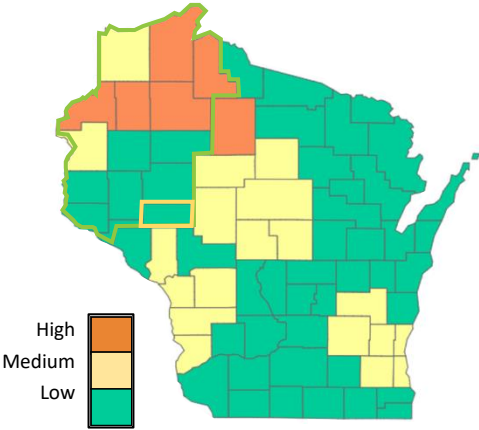


Figure 2: CDC Community Level

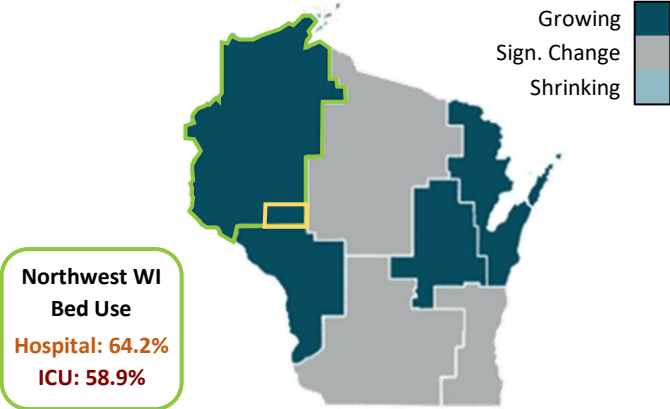


Figure 3: Regional Hospital Inpatient Trajectory