

Eau Claire Transit Commission Public Notice and Agenda



Wednesday, March 18, 2020

**6:00PM
North Conference Room
City Hall
203 S. Farwell St.**

PLEASE TAKE NOTICE that the Eau Claire Transit Commission will meet Wednesday, March 18, 2020 at 6:00 P.M. in the North Conference Room at the City Hall, 203 S. Farwell Street, Eau Claire, Wisconsin. The purpose of this meeting will be to discuss the items on the agenda below:

***Please note: The Chair of the Transit Commission may call for public comment before or after any item on the agenda.**

Call to Order

1. Call for Public Comment for items not on the agenda
2. Roll Call

- a. Members Present:
- b. Members Absent:
- c. Staff Present:
- d. Others Present:

3. Approval of the Minutes for the regular meeting on **February 19, 2020.**

Business Agenda

Discussion Agenda

Staff Reports

4. Presentation of the Ridership and Revenue Reports.
5. Manager's Report – (Tom Wagener)
 - a. Summary of Income Qualifying Fare usage.
 - b. Transfer Center Project Update.
 - c. Transit Development Plan Update
 - d. WIPTA Update.
 - e. Public Transportation Agency Safety Plan Update
 - f. Coronavirus Action Plan update.

This notice is given pursuant to the provisions of Subchapter V of Chapter 19 of the Wisconsin Statutes.

In order to accommodate the participation of people with disabilities at this meeting, the City will provide the services of a sign language interpreter or make other reasonable accommodations on request. To make such a request, please notify the City at (715) 839-4902 at least two (2) days prior to the meeting. The room is available for access at 5:30PM.

**COMMISSION MEMBERS - PLEASE CALL THE TRANSIT OFFICE AT
(715) 839-5111 IF YOU ARE UNABLE TO ATTEND THE MEETING.**

Eau Claire Transit Commission
Monthly Ridership Report

	February 2020					
	Monthly			YTD Ridership		
	2019	2020	% Change	2019	2020	% Change
Full Cash Fare	3,177	3,057	-3.78%	6,128	6,246	1.93%
Full Fare Tickets	2,450	2,748	12.16%	4,551	5,992	31.66%
\$1.50 Fare	46	182	295.65%	114	343	200.88%
Student Cash Fare	660	489	-25.91%	1,317	1,091	-17.16%
Student Fare Tickets	90	40	-55.56%	172	104	-39.53%
1/2 Cash Fare	1,216	1,174	-3.45%	2,701	2,279	-15.62%
Reduced Fare Tickets	455	646	41.98%	995	1,201	20.70%
Monthly Pass	9,672	7,674	-20.66%	19,836	15,872	-19.98%
\$45 Pass	368	596	61.96%	824	1,163	41.14%
Half Fare Pass	10,486	11,268	7.46%	22,295	22,431	0.61%
CVTC Pass	668	414	-38.02%	1,347	859	-36.23%
Day Pass	3,054	2,283	-25.25%	6,288	4,683	-25.52%
MAX Pass	1,769	3,061	73.04%	3,289	6,123	86.17%
Non-UWEC Ridership	34,111	33,632	-1.40%	69,857	68,387	-2.10%
UWEC	71,100	51,012	-28.25%	74,331	54,543	-26.62%
Total	105,211	84,644	-19.55%	144,188	122,930	-14.74%
Community Table	175	246	40.57%	314	559	78.03%
Paratransit*	2,671		-100.00%	5,592	2,915	-47.87%
Free	355	674	89.86%	696	1,178	69.25%
Pool	0	0	#DIV/0!	0	0	#DIV/0!
Transfer	3,474	3,564	2.59%	7,030	7,277	3.51%
Library	0	0	#DIV/0!	0	0	#DIV/0!
Total	111,886	89,128	-20.34%	157,820	134,859	-14.55%
Evening Ridership	4,158	3,123	-24.89%	6,145	5,366	-12.68%
Saturday Ridership	4,403	5,420	23.10%	8,221	9,009	9.59%
Miles of Service-Day	49,883	51,107	2.46%	96,410	97,733	1.37%
Passenger / Mile-Day	2.16	1.68	-22.08%	1.57	1.3250	-15.78%
Hours of Service-Day	3,544	3,640	2.73%	6,803	6,913	1.61%
Passenger / Hour-Day	30.40	23.63	-22.28%	22.29	18.7329	-15.97%
Miles of Service-Eve.	8,312	3,123	-62.43%	15,704	10,515	-33.04%
Passenger / Mile-Eve.	0.50	1.00	99.90%	0.39	0.5103	30.42%
Hours of Service-Eve.	570	570	0.00%	1,084	1,085	0.07%
Passenger / Hour-Eve.	7.29	5.48	-24.89%	5.67	4.9465	-12.74%
Saturday	4	5	25.00%	8	9	12.50%
Weekday School	17	17	0.00%	35	38	8.57%
Weekday Non-school	3	3	0.00%	8	5	-37.50%

Eau Claire Transit Commission
Monthly Ridership Report
January 2020

	January Ridership			YTD Ridership		
	2019	2020	% Change	2019	2020	% Change
Full Cash Fare	2,951	3,189	8.07%	2,951	3,189	8.07%
Full Fare Tickets	2,101	3,244	54.40%	2,101	3,244	54.40%
\$1.50 Fare	68	161	136.76%	68	161	136.76%
Student Cash Fare	657	602	-8.37%	657	602	-8.37%
Student Fare Tickets	82	64	-21.95%	82	64	-21.95%
1/2 Cash Fare	1,485	1,105	-25.59%	1,485	1,105	-25.59%
Reduced Fare Tickets	540	555	2.78%	540	555	2.78%
Monthly Pass	10,164	8,198	-19.34%	10,164	8,198	-19.34%
\$45 Pass	456	567	24.34%	456	567	24.34%
Half Fare Pass	11,809	11,163	-5.47%	11,809	11,163	-5.47%
CVTC Pass	679	445	-34.46%	679	445	-34.46%
Day Pass	3,234	2,400	-25.79%	3,234	2,400	-25.79%
MAX Pass	1,520	3,062	101.45%	1,520	3,062	101.45%
Non-UWEC Ridership	35,746	34,755	-2.77%	35,746	34,755	-2.77%
UWEC	3,231	3,531	9.29%	3,231	3,531	9.29%
Total	38,977	38,286	-1.77%	38,977	38,286	-1.77%
Community Table	139	313	125.18%	139	313	125.18%
Paratransit	2,921	2,915	-0.21%	2,921	2,915	-0.21%
Free	341	504	47.80%	341	504	47.80%
Pool	0	0		0	0	
Transfer	3,556	3,713	4.42%	3,556	3,713	4.42%
Library	0	0		0	0	
Total	45,934	45,731	-0.44%	45,934	45,731	-0.44%
Evening Ridership	1,987	2,243	12.88%	1,987	2,243	12.88%
Saturday Ridership	3,818	3,589	-6.00%	3,818	3,589	-6.00%
Miles of Service-Day	46,527	46,625	0.21%	46,527	46,625	0.21%
Passenger / Mile-Day	0.94	0.93	-1.25%	0.94	0.93	-1.25%
Hours of Service-Day	3,260	3,272	0.39%	3,260	3,272	0.39%
Passenger / Hour-Day	13.48	13.29	-1.43%	13.48	13.29	-1.43%
Miles of Service-Eve.	7,392	7,392	0.00%	7,392	7,392	0.00%
Passenger / Mile-Eve.	0.27	0.30	12.88%	0.27	0.30	12.88%
Hours of Service-Eve.	514	515	0.16%	514	515	0.16%
Passenger / Hour-Eve.	3.87	4.36	12.71%	3.87	4.36	12.71%
Saturday	4	4	0.00%	4	4	0.00%
Weekday School	18	21	16.67%	18	21	16.67%
Weekday Non-school	5	2	-60.00%	5	2	-60.00%

Eau Claire Transit System

Operating Revenues

Report Date: January 31, 2020

% of Year Expired: 8.3%

	Prior Year		Current Year		% of Budget	
	2019 Budget	2019 Y-T-D	2020 Budget	2020 Y-T-D		
Full Fare Cash	\$ 75,500	\$ 5,206	\$ 70,000	\$ 5,544	7.9%	4551
Full Fare Pass	\$ 165,000	\$ 27,600	\$ 170,000	\$ 25,605	15.1%	4550
Full Fare Tickets	\$ 32,000	\$ 2,356	\$ 50,000	\$ 8,216	16.4%	455403
Tokens Redeemed	\$ -	\$ -				4556
Day Pass	\$ 38,900	\$ 2,509	\$ 27,000	\$ 2,014	7.5%	4583
Total Full Adult Fares	\$ 311,400	\$ 37,671	\$ 317,000	\$ 41,379	13.1%	
Income-Qualifying Cash	\$ 1,900	\$ 102	\$ 1,000	\$ 224	22.4%	455110
Income-Qualifying Pass	\$ 5,400	\$ 2,070	\$ 8,000	\$ 900	11.3%	455010
Total I-Q Fares:	\$ 7,300	\$ 2,172	\$ 9,000	\$ 1,124	12.5%	
Reduced Fare Cash	\$ 21,100	\$ 1,278	\$ 15,000	\$ 926	6.2%	4553
Reduced Fare Pass	\$ 82,500	\$ 14,434	\$ 90,000	\$ 13,577	15.1%	4552
Reduced Fare Tickets	\$ 7,700	\$ 415	\$ 10,000	\$ 1,090	10.9%	455402
Total Reduced Fares	\$ 111,300	\$ 16,127	\$ 115,000	\$ 15,593	13.6%	
Student Fare Cash	\$ 7,800	\$ 833	\$ 11,000	\$ 723	6.6%	4584
Student Fare Tickets	\$ 1,900	\$ 103	\$ 2,200	\$ 63	2.8%	4585
Student MAX Pass	\$ 27,900	\$ 10,950	\$ 40,000	\$ 6,480	16.2%	4555
CVTC Student Pass	\$ 7,500	\$ -	\$ 7,500		0.0%	4559
UW - Eau Claire	\$ 400,000	\$ 131,500	\$ 400,000	\$ 133,000	33.3%	4557
Pool/Library	\$ 8,000	\$ -	\$ 8,500		0.0%	4558
Total Student Fares	\$ 453,100	\$ 143,385	\$ 469,200	\$ 140,265	29.9%	
Paratransit Co-Pay	\$ 162,000	\$ -	\$ 101,500	\$ 9,265	9.1%	4580
Agency Fare	\$ 155,000	\$ -	\$ 209,000	\$ 14,744	7.1%	4578
Local Reimbursement	\$ 1,500	\$ -	\$ 1,100	\$ -	0.0%	4586
State PT Assistance	\$ 60,000	\$ -	\$ 61,500		0.0%	5010-150
Total Paratransit	\$ 378,500	\$ -	\$ 373,100	\$ 24,009	6.4%	
Federal Assistance	\$ 1,804,700	\$ -	\$ 1,813,000	\$ -	0.0%	5002
State Assistance	\$ 1,449,600	\$ -	\$ 1,487,000		0.0%	5010
EC County Assistance	\$ 143,400	\$ -	\$ 132,700		0.0%	5052
Altoona Assistance	\$ 70,800	\$ -	\$ 70,300		0.0%	5054+50
Total Assistance	\$ 3,468,500	\$ -	\$ 3,503,000	\$ -	0.0%	
Advertising	\$ 52,000	\$ 6,973	\$ 71,400	\$ 3,493	4.9%	4832
Vending Commission	\$ -	\$ 346	\$ 4,000	\$ 286		4562
Gifts & Donations	\$ -					4850
Other Penalties	\$ -					4398
Miscellaneous	\$ 1,000	\$ 11	\$ 600	\$ 66	11.0%	4587+48
General Fund - Operations	\$ 1,133,800	\$ -	\$ 1,182,100		0.0%	5102
Sale of Capital Assets	\$ -	\$ -		\$ 924		5152
Fund Balance Applied	\$ -	\$ -				5580
Fund Balance Used for CII	\$ -	\$ -	\$ 17,500	\$ -		5590
Total Other	\$ 1,186,800	\$ 7,329	\$ 1,275,600	\$ 4,769	0.4%	
TOTAL REVENUES	\$ 5,916,900	\$ 206,684	\$ 6,061,900	\$ 227,137	3.7%	

Eau Claire Transit System

Operating Expenses

Report Date: January 31, 2020

% of Year Expired: 8.3%

	Prior Year		Current Year		
	2019 Budget	2019 Y-T-D	2020 Budget	2020 Y-T-D	% of Budget
Admin Wages*	\$ 300,500	\$ 14,614	\$ 313,400	\$ 16,066	5.1%
Admin OT Wages*	\$ 12,000	\$ -	\$ 12,000	\$ 111	0.9%
Admin Benefits*	\$ 211,239	\$ 10,933	\$ 296,700	\$ 19,254	6.5%
Operator Wages*	\$ 1,414,400	\$ 72,299	\$ 1,384,000	\$ 55,475	4.0%
Operator OT Wages*	\$ 23,000	\$ 2,003	\$ 23,000	\$ 9,953	43.3%
Operator Benefits*	\$ 687,355	\$ 42,208	\$ 716,500	\$ 26,214	3.7%
Shop Wages	\$ 266,900	\$ 13,869	\$ 278,600	\$ 13,928	5.0%
Shop OT Wages	\$ 23,800	\$ 3,991	\$ 23,800	\$ 2,683	11.3%
Shop Benefits	\$ 124,206	\$ 8,199	\$ 135,900	\$ 8,063	5.9%
Total Payroll	\$ 3,063,400	\$ 168,117	\$ 3,183,900	\$ 151,747	4.8%
Printing & Binding	\$ 15,300	\$ 543	\$ 7,500	\$ 533	7.1%
Advertising & Marketing	\$ 30,000	\$ 397	\$ 28,000	\$ 2,945	10.5%
Custodial	\$ 17,900	\$ -	\$ 17,900	\$ 1,583	8.8%
Security	\$ 33,200	\$ 2,229	\$ 33,200	\$ 2,012	6.1%
Utilities	\$ 12,200	\$ 1,666	\$ 8,800	\$ 439	5.0%
Ins & Admin Charges	\$ 177,000	\$ 5,432	\$ 167,800	\$ 16,345	9.7%
Misc. Services	\$ 377,300	\$ 58,412	\$ 323,600	\$ 40,742	12.6%
Total Services	\$ 662,900	\$ 68,680	\$ 586,800	\$ 64,598	11.0%
Office Supplies	\$ 4,400	\$ 51	\$ 3,300	\$ 623	18.9%
Uniforms & Clothing	\$ 12,200	\$ 214	\$ 11,600	\$ 31	0.3%
Gas	\$ 2,700	\$ 61	\$ 1,500	\$ 78	5.2%
Diesel Fuel	\$ 419,400	\$ 17,627	\$ 381,500	\$ 20,029	5.2%
Motor Oil	\$ 20,500	\$ 1,066	\$ 17,000	\$ 821	4.8%
Tires	\$ 38,300	\$ 7,393	\$ 55,000	\$ 1,395	2.5%
Supplies	\$ 274,800	\$ 30,590	\$ 311,000	\$ 11,829	3.8%
163 Tool/Shop	\$ 7,500	\$ 1,833	\$ 9,100	\$ 1,888	20.7%
Equip Purchase	\$ -	\$ -	\$ 2,500	\$ -	
Misc. Materials/Supplies	\$ 4,900	\$ 162	\$ 2,100	\$ 818	39.0%
Total Materials/Supplies	\$ 784,700	\$ 58,997	\$ 794,600	\$ 37,510	4.7%
Purchased Transp.	\$ 1,314,200	\$ -	\$ 1,314,200	\$ 90,471	6.9%
55 Paratransit Cer	\$ 68,000	\$ -	\$ 72,000	\$ -	0.0%
Total Paratransit	\$ 1,382,200	\$ -	\$ 1,386,200	\$ 90,471	6.5%
Unfund Pen	\$ 37,900	\$ 3,158	\$ 37,900	\$ 3,158	8.3%
Loss on Disp of Equip	\$ -	\$ -			
Capital Purchases	\$ -	\$ -			
Depreciation	\$ -	\$ -			
52 Other Charges/Adj	\$ -	\$ -	\$ 72,500		
Total Other	\$ 37,900	\$ 3,158	\$ 110,400	\$ 3,158	2.9%
TOTAL EXPENSES	\$ 5,931,100	\$ 298,952	\$ 6,061,900	\$ 347,483	5.7%

Income-Qualifying Fare Report 2020

Apps Received

Permits Issued

\$1.50 Trips

Passes Sold

\$45 Pass Trips

January	0	0	161	7	567
Change over 2019	0	0	93	-2	111
February	5	5	182	5	596
Change over 2019	4	4	136	1	228
March					
Change over 2019					
April					
Change over 2019					
May					
Change over 2019					
June					
Change over 2019					
July					
Change over 2019					
August					
Change over 2019					
September					
Change over 2019					
October					
Change over 2019					
November					
Change over 2019					
December					
Change over 2019					



EAU CLAIRE TRANSIT

MANAGER'S REPORT

MARCH 18, 2020

SUMMARY OF INCOME QUALIFYING FARE USAGE

Included in your packet is a summary of the usage of the new fare that is for those people who are experiencing low income.

TRANSFER CENTER UPDATE

Economic Development is the lead on the agreement with Merge for the housing part of the development. Aaron White reported at our last TIGER Team meeting that they have worked out some of the details that will allow LHB to move forward on the design. This will go to council either at the last March meeting or the first meeting in April. Then we can get a better timeline for the final open house and the start of construction. We should still be on track to begin in early to mid fall of this year. We also received confirmation from the FTA that we will not need to do a joint development application prior to executing the paper grant agreement. The last requirement for the paper grant agreement is the approval of the National Environmental Protection Agency review.

TRANSIT DEVELOPMENT PLAN UPDATE

We have not received the recommendations from SRF yet. The timeline for the next steering committee meeting was sometime in March/April. Aaron White from economic development has mentioned that businesses in the Sky Park Industrial area and Gateway Industrial area continue to request increased service for connecting them with employees. This has been brought to SRF's attention and they will include some type of recommendation based on the information they receive from Aaron's contacts.

WIPTA UPDATE

The Spring WIPTA Washington D.C. Fly-in was cancelled. The APTA legislative and the Bus Coalition conferences were both cancelled. There was also uncertainty regarding flights and whether

Representatives would be keeping their offices open. I have included the materials we prepared in your packet.

FTA REQUIRED PUBLIC TRANSPORTATION AGENCY SAFETY PLAN UPDATE

If you had an opportunity to look at the materials that were in last month's packet, I am happy to answer questions regarding this plan. I will continue to work on the plan and hope to have something to you by the May meeting.

CORONAVIRUS ACTION PLAN UPDATE

The City Manager has asked that each department director present a plan for action as things progress concerning the potential outbreak. Transit has been identified as a vital service and I have submitted to Jeff Pippenger a plan for transit. Other divisions that are not considered vital at present, will help support those that have vital functions. I have included in the packet a memo shared with the drivers and information we have placed on the buses.



WIPTA
WISCONSIN PUBLIC TRANSPORTATION ASSOCIATION

FLY-IN SCHEDULE

Washington, D.C. March 15-17, 2020



WIPTA ATTENDEES:

Tom Wagener, WIPTA Chair

(715) 829-2231

Patty Kiewiz, WIPTA Legislative Chair

(920) 362-3500

Flight Information (from Milwaukee):

Arriving in DC: Sunday 3/15/20 10:55am (Flight #4842)

Depart DC: Tuesday 3/17/20 6:35pm (Flight #0615)

HOTEL INFORMATION:

Grand Hyatt Washington
1000 H Street NW
Washington, DC 20001

Fly-In Participant Cell #'s:

Patty Kiewiz	Green Bay Metro, Transit Director WIPTA Legislative Chair	920-362-3500
Tom Wagener	Eau Claire Transit, Transit Manager WIPTA Chair	715-559-6412
Crystal Martin	Madison Metro Deputy General Manager	608-358-0770
AJ Wilson	HWZ Government Relations	608-772-5670
Jessica Stammer	Madison Metro Marketing Supervisor	920-858-2181
Sue Pomplun	Wisconsin Assoc. Mobility Managers	920-915-0209
Jeff Segebrecht	Wisconsin Assoc. Mobility Managers	-----
Florian Skwierczynski	Eau Claire Transit, Bus Operator, ATU	715-828-0509



WIPTA
WISCONSIN PUBLIC TRANSPORTATION ASSOCIATION

FLY-IN SCHEDULE

Washington, D.C. March 15-17, 2020



SUNDAY 3/15/20

- 11:00am Arrive in Washington DC. Travel to hotel to drop off luggage.
- 12:00pm-5:00pm APTA Advocacy Reference Center
- 12:30pm Lunch, Location TBD
- 1:00pm - 3:00pm APTA Access Committee, Grand Hyatt, 1000 H Street NW (?)
- 2:00pm – 3:30pm APTA State Affairs Committee, Grand Hyatt, 1000 H Street NW
- 3:00pm - 5:00pm APTA Legislative Committee, Grand Hyatt, 1000 H Street NW
- 6:00pm Dinner, (8) Joe’s Seafood, 750 15th Street NW (#2110182068)

MONDAY 3/16/20

- 7:45am – 9:00am Breakfast, The Grand Hyatt - Meet with Scott Bogren, CTAA, Community Transportation Association of America
- 9:30am Taxi’s to Longworth Building
- 10:30am Representative Grothman’s Office (Chris Grawien) 1427 Longworth
- 11:30am Representative Kind’s Office Visit (Olivia Kirchberg) 1502 Longworth
- 12:30pm Working Lunch, Review morning meetings, Location TBD
- 1:30pm Senator Ron Johnson Office (Carol Fowler), 328 Hart
- 3:00pm Representative Gallagher’s office (Will Smether), 1230 Longworth
- 4:00pm Representative Pocan’s Office (Andrew O’Neill) 1421 Longworth
- 5:00pm – 5:45pm Delegation Debriefing
- 6:00pm Delegation Dinner (8), District Chophouse 509 7th Street, Washington DC (#2115055433)



WIPTA
WISCONSIN PUBLIC TRANSPORTATION ASSOCIATION

FLY-IN SCHEDULE

Washington, D.C. March 15-17, 2020



TUESDAY 3/17/20

- | | |
|-----------------|---|
| 7:45am – 9:00am | Breakfast, |
| 9:00am | Travel to Longworth Building |
| 10:00am | Representative Steil’s Office (Will Neitzel) 1408 Longworth |
| 12:00pm | Representative Moore’s Office (Chris Goldson) 2252 Rayburn |
| 1:00pm | Lunch, Location TBD |
| 1:30pm | Senator Tammy Baldwin’s Office (Mary Wentworth) |
| 3:30pm | Depart for Reagan National Airport
Flight Departure @ 6:40pm |

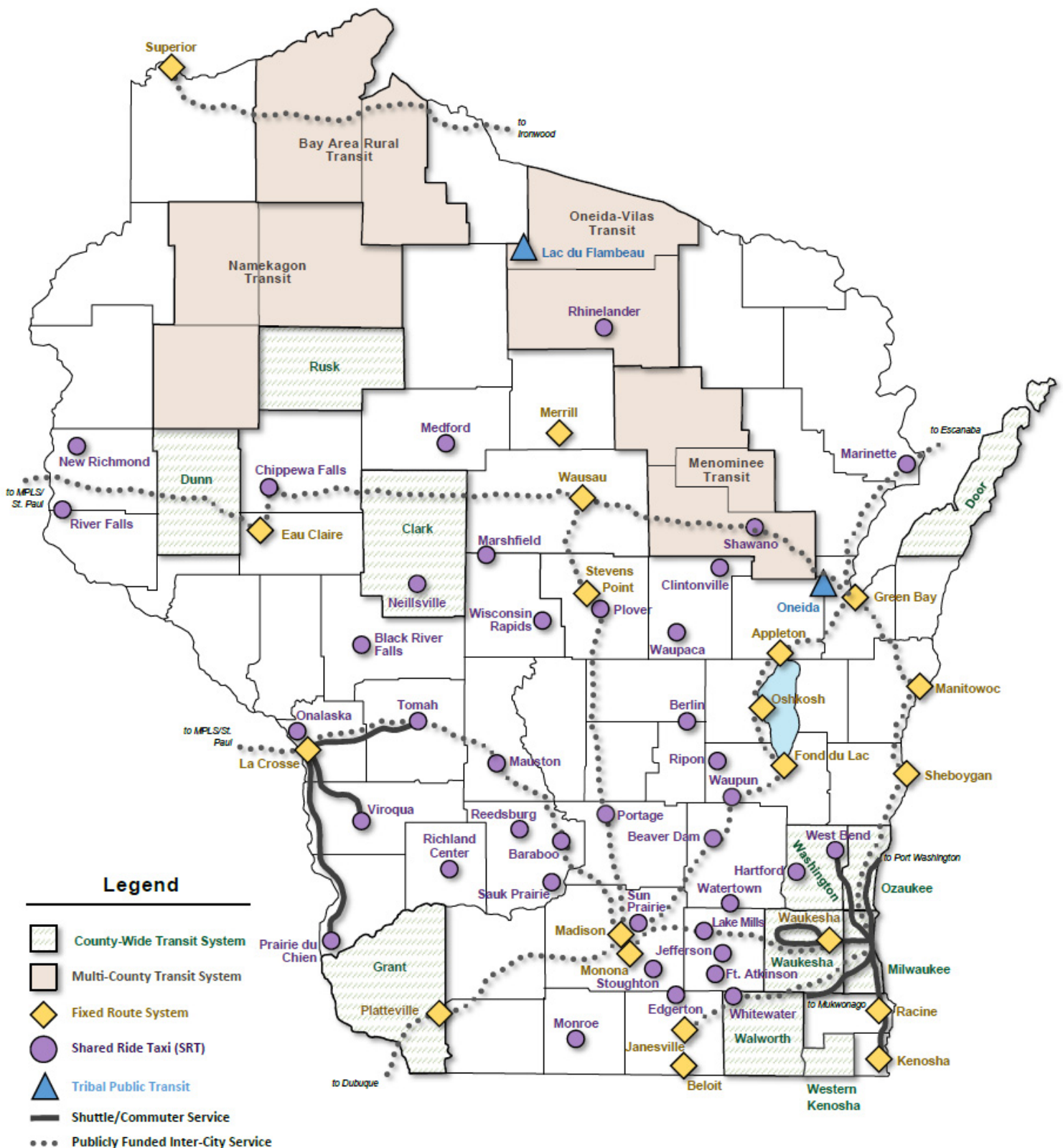
PUBLIC TRANSIT IN WISCONSIN

Briefing for the Wisconsin Congressional Delegation

Spring 2020



WISCONSIN PUBLIC TRANSIT SYSTEM MAP 2020



PUBLIC TRANSIT IN WISCONSIN

Public Investment

Local communities, the federal government, and the State of Wisconsin work together to provide a diverse network of public transportation services to Wisconsin's citizens. These governmental bodies are strong partners in the planning, financing and operating transit services. As part of this collaborative effort, public funding is used to support both operating and capital investments for urban and rural transportation systems.

While there is some federal operating assistance, the state is the major contributor for operating assistance and federal funding supports the procurement of transit capital assets. The chart shows the average funding source percentages for Wisconsin's transit systems operating expenses.

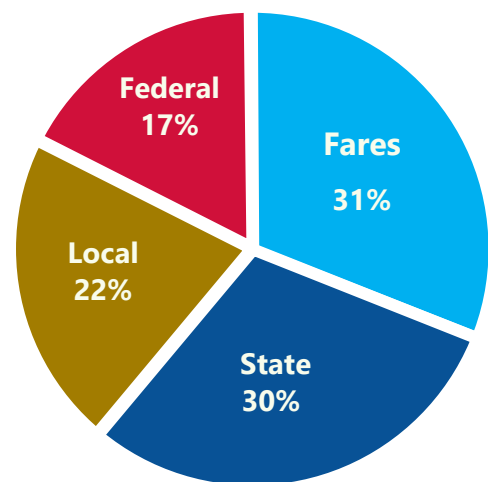
In calendar year 2019, Wisconsin contributed almost \$113 million in state funds to aid to 75 local public bodies. This funding allows local transit systems to meet service needs in diverse ways. New areas are being served and new types of initiatives are being provided to give greater access to customers who rely on public transportation.

The result is an expanded and improved public transit system providing greater benefits for all Wisconsin residents: those who ride and those who do not; those in urban areas, as well as those in isolated rural areas.

What is Wisconsin Public Transportation?

- Fixed route bus service in Milwaukee, Madison and other large communities
- Employment transportation
- Shared-ride taxi service in 38 small communities
- Mobility for individuals with disabilities
- Mobility for seniors
- Eight intercity bus routes statewide
- Commuter bus service in southeast WI and La Crosse area
- Statewide—**59 million total trips in 2018**
- In FFY 2020, WI received over \$92 million in federal formula aid for transit

2020 Wisconsin Transit Funding by Source



PUBLIC TRANSIT IN WISCONSIN

Who Rides Transit and Their Destinations

The availability of public transportation in a community allows mobility and accessibility for many people. The service meets a critical need for people who depend on transit as their only means of transportation.

This group of “transit dependent” riders includes the young and elderly, disabled persons, low income individuals, and other people without driver’s licenses. Transit also serves people who have mobility options and choose public transit for its efficiency and convenience.

Public transit connects people to a variety of important destinations. Applying these survey results to the 59 million trips reported to WisDOT for 2018:

- 32.5 million transit trips were for the purpose of reaching places of employment
- 6.5 million trips were made for healthcare purposes
- 8.3 million education-related trips occurred
- 11.8 million trips were made for shopping, tourism, and recreation

Trip Purpose



Work - 55%



Shopping, Tourism, Recreation - 20%



Education - 14%



Medical - 11%

Source: 2015 Statewide Public Transit Passenger Survey.

Social Impacts

Transit capital and operating investments generate personal income and business profits that produce positive fiscal and social impacts for the state of Wisconsin.

Public Benefits

The investment in public transit translates into economic gains with increases to business revenues, profits, and employment. According to 2019 analysis performed by the American Public Transportation Association, **every dollar invested in public transit by a community results in a four-dollar return.** State, federal and local governments budgeted \$258.7 million in transit service in calendar year 2019, resulting in a **\$1.035 billion return into various economic sectors in Wisconsin.**

Additionally, there is an environmental benefit to public transit use. Riders that choose not to travel via personal vehicles reduce congestion and lower greenhouse gas emissions.

UNMET OPERATING NEEDS

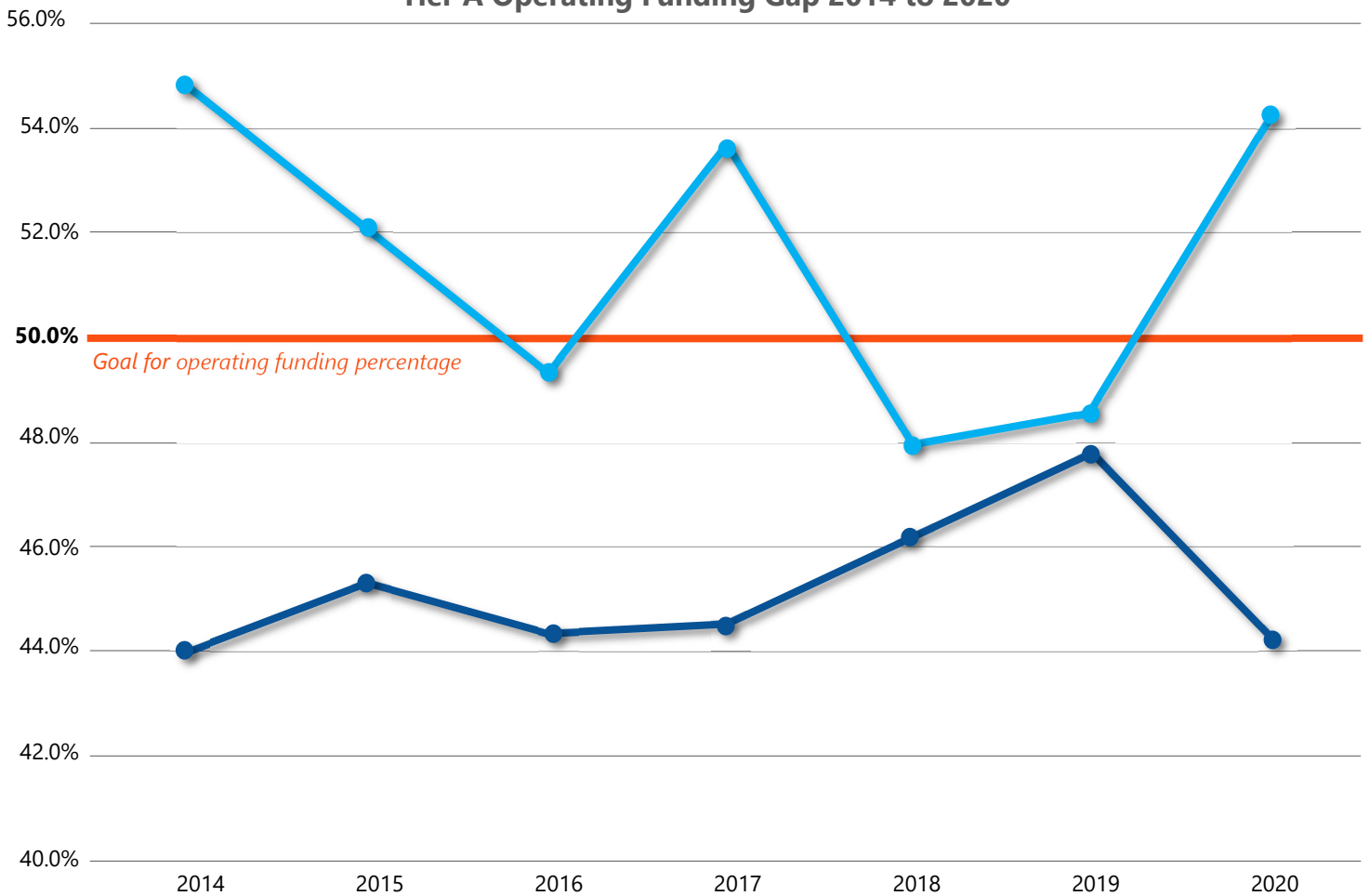
Operating Funding Levels

WisDOT strives to achieve an operating funding goal of **50 percent of total expenses for Tier A systems** (Madison, Milwaukee County), **60 percent for Tier B systems** (operated in cities such as Eau Claire, La Crosse, and Racine), and **65 percent for Tier C** (rural bus and shared-ride taxi) systems.

Over the past 10 years, funding levels have not kept up with increased operating costs and demand for services.

The tiers are set in state statute (85.20), which also requires federal and state operating assistance grants to be combined and distributed to transit systems within each tier on a uniform basis.

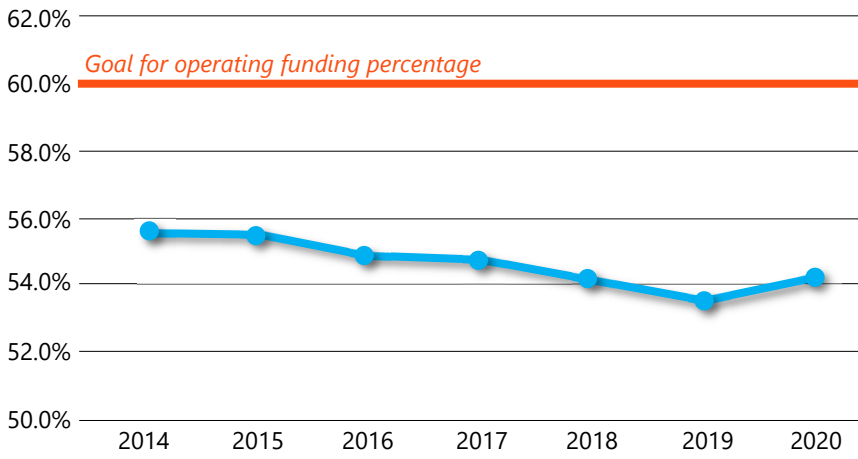
Tier A Operating Funding Gap 2014 to 2020



	2014	2015	2016	2017	2018	2019	2020
Madison	44.1%	45.3%	44.4%	44.6%	46.3%	47.8%	44.2%
Milwaukee	54.8%	52.3%	49.4%	53.7%	48.0%	48.6%	53.3%

UNMET OPERATING NEEDS *continued*

Tier B Operating Funding Gap 2014 to 2020



Tier B systems

Appleton	Kenosha	Sun Prairie
Beloit	La Crosse	Superior
Chippewa Falls	Monona	Verona
Eau Claire	Onalaska	Waukesha
Fond du Lac	Oshkosh	Wausau
Green Bay	Racine	West Bend
Harford	Sheboygan	Ozaukee
Janesville	Stoughton	Washington Co.

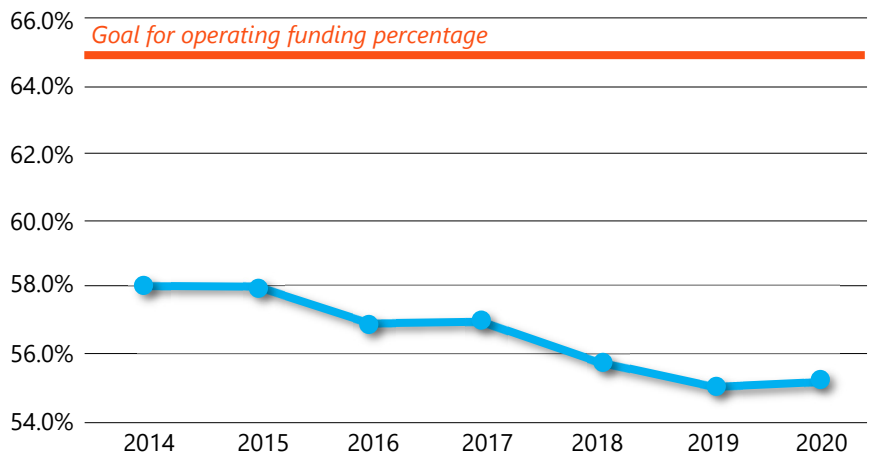
	2014	2015	2016	2017	2018	2019	2020
Funding %	55.6%	55.5%	54.9%	54.8%	54.2%	53.6%	54.3%

Tier C systems

BART	Merrill
Dunn Co.	Oneida-Vilas
Kenosha Co.	Platteville
La Crosse Co.	Rusk Co.
Lac du Flambeau Tribe	Sawyer Co./Lac Courte Oreilles
Manitowoc	Stevens Point
Menominee Tribe	

38 Shared-Ride Taxi Services Across the State

Tier C Operating Funding Gap 2014 to 2020



	2014	2015	2016	2017	2018	2019	2020
Funding %	58.6%	58.5%	57.3%	57.4%	56.0%	55.2%	55.4%

CAPITAL INVESTMENT NEED

Capital Investment is Essential

The level of capital funding now available to Wisconsin through the Bus and Bus Facilities Program is roughly half of funds received historically which presents a major challenge to addressing capital needs statewide.

Transit capital assistance for Wisconsin is critical because most of Wisconsin's transit systems have no other funding options for capital needs, such as vehicles, facilities, equipment, and new technologies. While Federal Transit Administration (FTA) formula programs have historically not provided enough funding to meet the state's capital needs, the former Bus Capital Program (Sect. 5309) played a critical role in filling this gap.

Changes to the federal transit funding programs are now jeopardizing Wisconsin transit systems' ability to provide safe, dependable, and cost effective services to their riders and community because of unmet needs.

Under the transportation authorization bill *Moving Ahead for Progress in the 21st Century* (MAP-21), the Bus Capital Program was reconfigured into the Fixed Guideway Capital Investment Grants program which funds projects like rail and bus rapid transit. The most recent authorization, *Fixing America's Surface Transportation* (FAST) Act, continues the Bus and Bus Facilities grants program (Sect. 5339) as a formula based program and would only provide approximately \$9.5 million to Wisconsin for capital projects.

In the absence of adequate capital funds, the bus replacement deferrals would increase fleet maintenance costs, reduce fleet performance, and negatively effect passenger safety/security.

Delayed construction of new facilities would also increase future costs due to annual inflation and expense increases of construction materials.



Entrance to from a bus used the Stevens Point transit system

CAPITAL INVESTMENT NEED *continued*

Unmet Capital Needs

The reduced capital funding amounts cover less than a quarter of the vehicle replacements requested, while expansion capital projects remain unfunded. Transit systems are facing a growing backlog of high priority needs. Below are some system-specific impacts of reduced capital funding:

Milwaukee County requires additional funding to bring its fixed-route fleet replacement schedule into line with replacement guidelines. An average of 35 clean diesel buses must be replaced annually to meet industry standards for fleet condition.



Madison's current administrative/maintenance facility is not adequate for the size of the fleet and operational needs. The storage capacity is exceeded by roughly 30 percent and additional buses are stored at a remote, temporary storage facility. The facility also requires mechanical and electrical system upgrades and personnel workplace updates to meet present and future operational needs.



Kenosha, Racine, Eau Claire, La Crosse, Fond du Lac, Waukesha and Green Bay all require additional funds to upgrade their bus fleets. Vehicles well past their useful life are still in use, with the maintenance expenses for these vehicles rising every year.



Oshkosh and Sheboygan are beginning site selection and planning efforts to build new downtown transit center and administrative and maintenance facilities, respectively.



FEDERAL DISCRETIONARY APPLICATIONS AND AWARDS

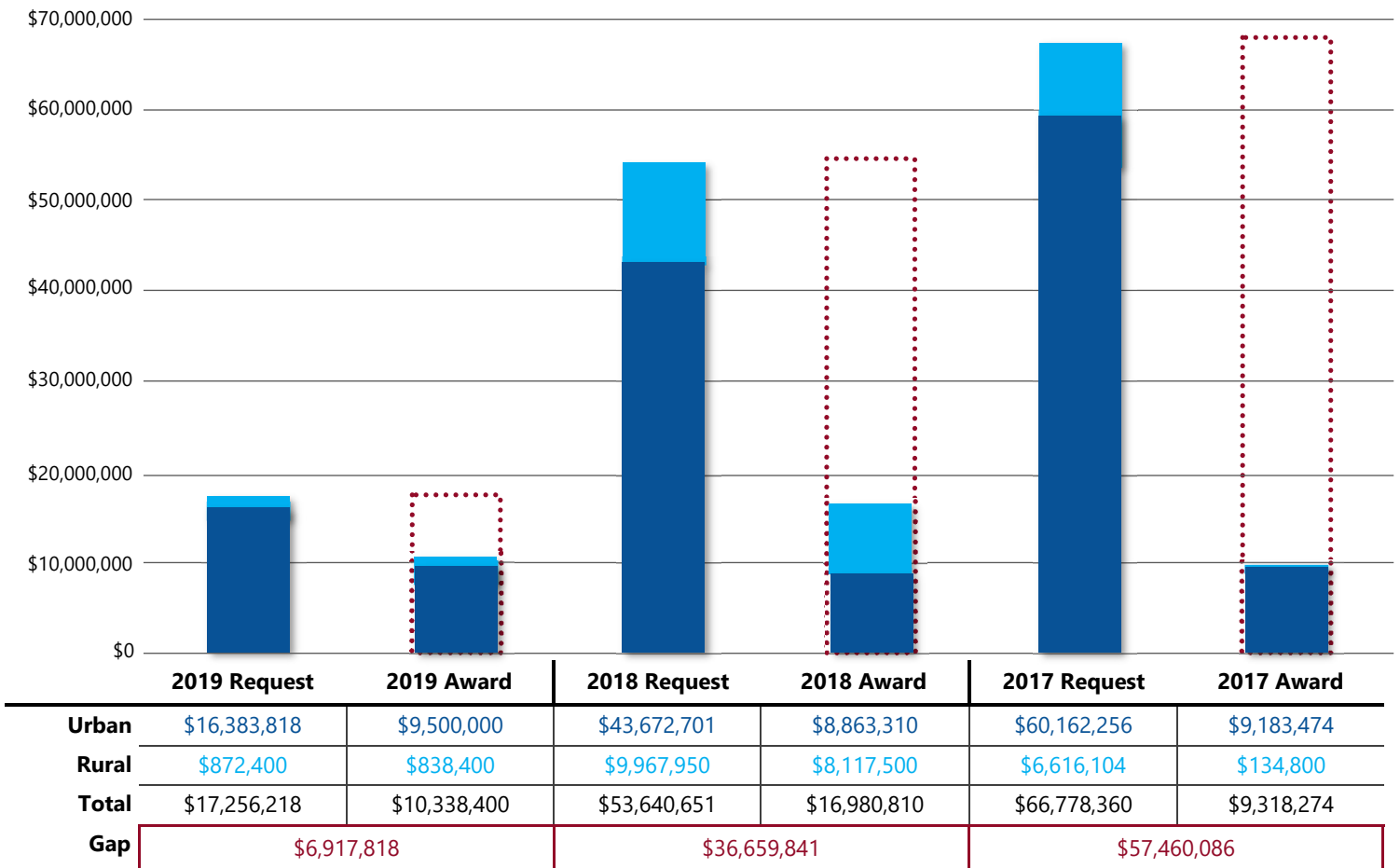
Federal Discretionary Capital Program

In addition to the formula-based 5339 capital program, WisDOT has applied for federal discretionary funding grants the past three years. There is still a major funding gap, however. Urban systems received an average of \$9 million each year in discretionary funding, compared to an average request of \$45.8 million, through programs such as Section 5339(b) Bus and Bus Facilities and Section 5339(c) Low and No-Emission Vehicles. The urban systems were only awarded an average of 31% of their request.

Moreover, WisDOT was not awarded significant dollars on behalf of rural transit systems in 2016, only receiving \$134,800 for vehicle replacements.

The graph below is a summary of 5339(b) and 5339(c) requests and awards for urban and rural transit systems from 2017 - 2019.

Urban and Rural Federal Discretionary Grant Requests and Awards 2017 to 2019



TRANSIT FEDERAL AWARDS BY CONGRESSIONAL DISTRICT 2015 - 2019

District 1

Capital Awards \$4,477,388
Operating Awards \$33,555,256

District 2

Capital Awards \$2,893,184
Operating Awards \$44,835,224

District 3

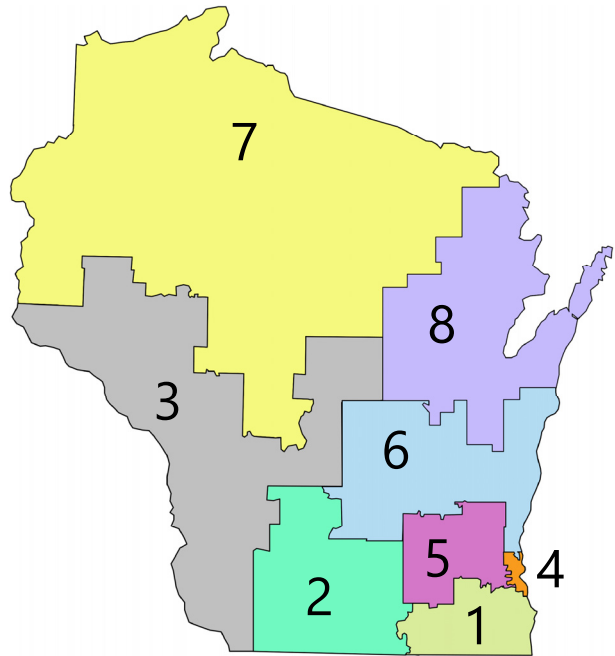
Capital Awards \$11,619,273
Operating Awards \$22,777,570

District 4

Capital Awards \$40,127,708
Operating Awards \$74,405,647

District 5

Capital Awards \$945,240
Operating Awards \$13,961,230



District 6

Capital Awards \$7,595,183
Operating Awards \$29,616,949

District 7

Capital Awards \$3,439,627
Operating Awards \$24,981,683

District 8

Capital Awards \$6,040,569
Operating Awards \$37,985,736

TRIBAL TRANSIT SYSTEMS IN WISCONSIN

Section 5311(b), FTA Rural Public Transit Program

Four Native American tribes in Wisconsin currently receive federal Section 5311 (rural public transit) funding either directly or indirectly through WisDOT. WisDOT administers the program on behalf of the Federal Transit Administration (FTA).

Menominee Indian Tribe of Wisconsin	Bad River & Red Cliff Bands of Lake Superior Chippewa	Lac Courte Oreilles Band of Lake Superior Chippewa	Lac du Flambeau Band of Lake Superior Chippewa
State's largest rural bus system (in terms of budget and service area)	Both members of the Bay Area Rural Transit (BART) Commission, which also includes the City of Ashland, and Bayfield and Ashland counties	Partners with Sawyer County to form Sawyer County / Lac Courte Oreilles Transit Commission (doing business as Namekagon Transit)	Received STRAP grants in 2013 and 2014, to fund new service between reservation and towns of Minocqua and Woodruff; service began in Fall 2013
Administered and operated by the Tribe	BART operates service that connects to the Tribes' service areas	Namekagon Transit serves Washburn, Barron and Sawyer counties, including the Lac Courte Oreilles reservation	Partners with Menominee Tribe, which operates the transit service
Serves Menominee, Langlade, and Shawano counties with regular service, and provides trips to Green Bay for needed services; also offers periodic service to more distant destinations	Bad River received ARRA and regular 5311 capital funding for a new maintenance facility, completed summer in 2013	Received ARRA funding, some of which went toward a new facility	Operates an on-reservation transit service, following recommendations of a 2010 planning study
New transit facility built with ARRA and other capital funds in 2010	In 2019, Bad River received funding to construct a facility to store their vehicles which will address state of good repair needs	Namekagon Transit administers public and specialized transit grants	
STRAP funding was used to establish regional routes		Transit manager is hired by the transit commission	

In addition to these four tribes, the Oneida Nation of Wisconsin previously has received public transit operating through WisDOT's statewide rural public transit funding distribution (though it received state funds exclusively). For calendar year 2020, the Oneida Nation of Wisconsin applied to exclusively receive federal funds for operating assistance.

TRIBAL TRANSIT SYSTEMS IN WISCONSIN *continued*

Section 5311(c), FTA Tribal Transit Program

Several Wisconsin tribes receive, or have received, Section 5311(c) funding, which is available to support public transit service on Indian reservations. FTA allocates funds to tribes directly.

Tribal transit funds are available through both formula and discretionary programs. The FAST Act sets annual Tribal Transit funding at \$35 million through 2020, with \$30 million issued to tribes via formula and \$5 million issued as discretionary awards. The table below summarizes Tribal Transit program awards to Wisconsin-based tribes since FFY 2015.

Summary of 5311(c) Funding Awards for Wisconsin Tribes

For each tribe, upper row is formula funding and the lower row is discretionary funding.

Tribe	FFY 2015	FFY 2016	FFY 2017	FFY 2018	FFY 2019
Bad River Band of Lake Superior Tribe of Chippewa Indians	\$107,623	\$124,415	\$128,111	\$337,816	\$370,720
				\$41,443	\$39,614
Forest County Potawatomi Community			\$250,000		
Lac Courtes Oreilles Band of Lake Superior Chippewa	\$78,178	\$99,859	\$132,672	\$89,691	\$87,876
Lac du Flambeau Band of Lake Superior Chippewa		\$80,666	\$144,001	\$161,396	\$152,392
Menominee Indian Tribe of Wisconsin	\$1,074,106	\$1,369,055	\$1,320,237	\$1,321,904	\$1,258,293
				\$90,000	
Oneida Tribe of Indians of Wisconsin	\$558,080	\$565,639	\$494,374	\$521,267	\$447,465
Red Cliff Band of Lake Superior Chippewa	\$42,489	\$46,405	\$45,447	\$45,690	\$447,465
		\$25,000			
Totals	\$1,860,476	\$2,311,039	\$2,514,842	\$2,609,207	\$2,357,800

Section 5304 (Transit Planning)

Tribes are eligible subrecipients for transit planning grant funds that flow through WisDOT. Since 2010, three tribes have received Section 5304 funds.

TRANSIT SECTION AT WisDOT - CONTACT LIST

Dave Simon, Director, Bureau of Transit, Local Roads, Railroads & Harbors
(608) 266-2963 david.simon@dot.wi.gov

Ian Ritz, Transit Section Chief
(608) 266-0189 ian.ritz@dot.wi.gov

Administration & Compliance Unit

Katie Patterson (608) 264-7335
katherine.patterson@dot.wi.gov

Federal Compliance, Rail Transit Safety Oversight, Title VI, ADA, DBE, Drug & Alcohol Testing, Financial Management, Transit Asset Management Plan, WETAP

Danette Tessmann (608) 266-8165
danette.tessmann@dot.wi.gov

Procurement, Contract Administration Oversight

Judy Egnor (608) 266-8968
Judy.egnor@dot.wi.gov

Technical Assistance Contractor Oversight, Transit Safety and Rail Safety and Security, (WETAP), JARC, TEAM

Becky Soderholm (608) 266-1650
becky.soderholm@dot.wi.gov

FTA Compliance, Title VI, ADA, DBE, Drug & Alcohol Testing

Eric Stoegbauer (608) 286-0041
eric.stoegbauer@dot.wi.gov

FTA Compliance, Rail Transit Safety Oversight, Title VI, ADA, Drug & Alcohol Testing, DBE

Valentina Ritz (608) 266-8508

Financial Management, FTA TrAMS, STAR

Policy & Program Development Unit

Chad Reuter (608) 267-7345
chadwic.reuter@dot.wi.gov

Public/Specialized Transit Program Policy Issues, Transit Audits, Public Transit Operating Funds Distribution, Section Grants Management Software, Intercity Bus Program

Steve Hirshfeld (608) 267-0209
stephen.hirshfeld@dot.wi.gov

Rural Transit Program Manager (Section 5307/5311, Ch. 85.20), Ch. 85.20, Rural Transportation Assistance Program (RTAP), Section 5304 Planning

Kevin Lange (608) 266-2365
kevin.lange@dot.wi.gov

Public Transit Program Manager (Section 5307/5311, Ch. 85.20), Ch. 85.20, Section 5339, National Transit Database, Intercity Bus

John Swissler (608) 264-9532
john.swissler@dot.wi.gov

Specialized Transit Program Manager - 5310/85.22 for operating and Mobility Management, 85.21 counties, 85.215 Tribal Elderly

Lorrie Olson (608) 266-1535
lorrie.olson@dot.wi.gov

Specialized Transit Program Manager - 5310/85.22 for Vehicles, 85.21 counties, Coordination plans

Eric Anderson (608) 267-1845
eric1.anderson@dot.wi.gov

Data Management, Research, and Grant Assistance

PUBLIC TRANSIT SYSTEMS

CONTACT LIST BY CONGRESSIONAL DISTRICT

District	System	System Contact	Telephone	E-mail
1	Janesville Transit System	Rebecca Smith	(608) 755-3104	smithr@ci.janesville.wi.us
1	Kenosha County	Carolyn Feldt	(262) 605-6611	carolyn.feldt@kenoshacounty.org
1	Kenosha Transit Commission	Nelson Ogbuagu	(262) 653-4290	nogbuagu@kenosha.org
1	RYDE (Racine)	Michael Maierle	(262) 636-9480	michael.maierle@cityofracine.org
2	Baraboo Shared-ride Taxi System	Cynthia Haggard	(608) 355-2700	chaggard@cityofbaraboo.com
2	Beloit Transit System	James Thompson	(608) 364-2870	ThompsonJ@beloitwi.gov
2	Edgerton Shared-ride Taxi System	Jenny Salvo	(608) 884-3341	jsalvo@cityofedgerton.com
2	Madison Metro Transit System	Wayne Block	(608) 266-4904	wblock@cityofmadison.com
2	Monona Transit System	Marc Houtakker	(608) 222-2525	mhoutakker@ci.monona.wi.us
2	Monroe Shared-Ride Taxi System	Abbi Martin	(608) 329-2530	amartin@cityofmonroe.org
2	Prairie du Sac Shared-ride Taxi System	Niki Conway	(608) 643-2121	nconway@wppienergy.org
2	Reedsburg Shared-ride Taxi System	Tim Becker	(608) 768-3346	tbecker@ci.reedsburg.wi.us
2	Stoughton Shared-ride Taxi System	Lisa Aide	(608) 646-0404	laide@ci.stoughton.wi.us
2	Sun Prairie Shared-ride Taxi System	Philip Gritzmacher	(608) 837-1107	pgritzmacher@cityofsunprairie.com
2	Verona Transit (operated by Madison)	Jeff Lamers	(608) 845-9943	brian.lamers@ci.verona.wi.us
3	Black River Falls Shared-ride Taxi System	Brad Chown	(715) 284-5514	city.admin@blackriverfalls.us
3	Chippewa Falls Shared-ride Taxi System	Ann Schell	(715) 836-2918	aschell@wcvrpc.org
3	Dunn County Transit System	Dolores Catlin	(715) 235-7433	dcatlin@co.dunn.wi.us
3	Eau Claire Transit System	Tom Wagener	(715) 839-5111	tom.wagener@eauclairewi.gov
3	Grant County Shared-ride Taxi System	Lori Reid	(608) 723-6113	lreid@co.grant.wi.gov
3	La Crosse County (SMRT Bus)	Charlie Handy	(608) 785-5919	chandy@lacrossecounty.org
3	La Crosse Municipal Transit Utility	Adam Lorentz	(608) 789-7350	lorentza@cityoflacrosse.org
3	Mauston Shared-ride Taxi System	Val Nelson	(608) 847-4070	valnelson@mauston.com
3	Neillsville Shared-ride Taxi System	Barb Boyer	(715) 743-2105	clerk@neillsville-wi.com
3	Onalaska Shared-ride Taxi System	Fred Buehler	(608) 781-9530	fbuehler@cityofonalaska.com
3	Platteville Shared-ride Taxi System	Howard Crofoot	(608) 348-9741	crofooth@platteville.org
3	Plover Shared-ride Taxi System	Dan Mahoney	(715) 345-5250	dmahoney@ploverwi.gov
3	Prairie du Chien Shared-ride Taxi System	Garth Fable	(608) 326-6406	gfable@prairieduchien-wi.gov
3	Richland Center Shared-ride Taxi System	Melinda Jones	(608) 647-3466	melinda.jones@richlandcenter.com
3	River Falls Shared-ride Taxi System	Sarah Karlsson	(715) 426-3416	skarlsson@rcfcity.org
3	Stevens Point Transit System	Susan Lemke	(715) 341-4490	slemke@stevenspoint.com
3	Tomah Shared-ride Taxi System	Julia Mann	(608) 374-7423	jmann@tomahonline.com
3	Viroqua Shared-ride Taxi System	Lori Polhamus	(608) 637-7154	lpolhamus@viroqua-wisconsin.com
3	Wisconsin Rapids Shared-ride Taxi System	Cindy Schlichting	(715) 421-8235	cschlichting@wirapids.org

PUBLIC TRANSIT SYSTEMS

CONTACT LIST BY CONGRESSIONAL DISTRICT

District	System	System Contact	Telephone	E-mail
4	Milwaukee County Transit System	Steven Nigh	(414) 278-4909	steve.nigh@milwcnty.com
5	Fort Atkinson Shared-ride Taxi System	Andy Selle	(920) 563-7760	aselle@fortatkinsonwi.net
5	Hartford Shared-ride Taxi System	Gary Cardarelle	(262) 673-8222	gcardarelle@ci.hartford.wi.us
5	Jefferson Shared-ride Taxi System	Sarah Copsey	(920) 674-7700	sarah@jeffersonwis.com
5	Lake Mills Shared-ride Taxi System	Misty Quest	(920) 648-2344	mquest@ci.lake-mills.wi.us
5	Walworth County Shared-ride Taxi System	Nicole Hill	(262) 741-4357	nhill@co.walworth.wi.us
5	Washington Co. Shared-ride Taxi System	Joy Nelson	(262) 284-8108	jnelson@co.ozaukee.wi.us
5	Watertown Shared-ride Taxi System	Elissa Meltesen	(920) 262-4007	elissam@cityofwatertown.org
5	Waukesha Metro Transit System	Brian Engelking	(262) 524-3634	bengelki@waukesha-wi.gov
5	West Bend Shared-ride Taxi System	Angela Rosenberg	(262) 335-5064	rosenberga@ci.west-bend.wi.us
5	Whitewater Shared-ride Taxi System	Stephen Hatton	(262) 473-1380	shatton@whitewater-wi.gov
6	Beaver Dam Shared-ride Taxi System	Zak Bloom	(920) 887-4600	zbloom@cityofbeaverdam.com
6	Berlin Shared-ride Taxi System	Susie Thom	(920) 361-5400	sthom@cityofberlin.net
6	Fond du Lac Transit System	Lynn Gilles	(920) 322-3652	lgilles@fdl.wi.gov
6	GO Transit (Oshkosh)	Steve Tomasik	(920) 232-5341	stomasik@ci.oshkosh.wi.us
6	Maritime Metro Transit (Manitowoc)	Kara Ottum	(920) 686-6514	kottum@manitowoc.org
6	Ozaukee County Shared-ride Taxi System	Joy Nelson	(262) 284-8108	jnelson@co.ozaukee.wi.us
6	Portage Shared-ride Taxi System	Jean Mohr	(608) 742-2176	jean.mohr@portagewi.gov
6	Ripon Shared-ride Taxi System	Lori Rich	(920) 748-4914	lrich@cityofripon.com
6	Shoreline Metro (Sheboygan)	Derek Muench	(920) 459-3140	derek.muench@ci.sheboygan.wi.us
6	Waupun Shared-ride Taxi System	Michelle Kast	(920) 324-7850	michelle@cityofwaupun.org
7	Bad River Tribe of Wisconsin	Lloyd Hartwell	(715) 685-9461	transitmgr@badriver-nsn.gov
7	Bay Area Rural Transit System	Pat Daoust	(715) 682-9664	p.daoust@bartbus.com
7	Clark County Transit	Suzanne Lindenman	(715) 743-5237	suzanne.schoen@co.clark.wi.us
7	Forest County Potawatomi	Colette Nelson	(715) 478-4972	colette.nelson@fcpotawatomi-nsn.gov
7	Lac du Flambeau Tribe	Emerson Coy	(715) 588-3303	ecoy@ldftribe.com
7	Marshfield Shared-ride Taxi System	Amy Krogman	(715) 387-3033	amy.krogman@ci.marshfield.wi.us
7	Medford Shared-ride Taxi System	Robert Christensen	(715) 748-4321	rchristensen@medfordwi.us
7	Merrill-Go-Round Transit System	Brad Brummond	(715) 536-7112	brad.brummond@ci.merrill.wi.us
7	New Richmond Shared-ride Taxi System	Marie Bannink	(715) 246-4268	mbannink@newrichmondwi.gov

PUBLIC TRANSIT SYSTEMS CONTACT LIST BY CONGRESSIONAL DISTRICT

District	System	System Contact	Telephone	E-mail
7	Oneida-Vilas Transit Commission	Roger Youngren	(715) 420-0585	roger.ntc@outlook.com
7	Rhineland Shared-ride Taxi System	Wendi Bixby	(715) 365-8600	wbixby@rhinelandercityhall.org
7	Rice Lake Shared-ride Taxi System	Kathy Morse	(715) 234-7089	kmorse@ricelakegov.org
7	Rusk County Transit Commission	Sheryl Kisling	(715) 532-1570	sheryl.kisling@rctc.online
7	Sawyer County/LCO Transit Commission	Karen Melasecca	(715) 638-3301	kmelasecca@hotmail.com
7	Superior-Duluth Transit Authority	Carla Montgomery	(218) 722-4426	cmontgomery@duluthtransit.com
7	Wausau Area Transit System	Greg Seubert	(715) 842-9287	greg.seubert@ci.wausau.wi.us
8	Clintonville Shared-ride Taxi System	Stacy Sonnenberg	(715) 823-7600	SSonnenberg@clintonvillewi.org
8	Door County Transit System	Joseph Krebsbach	(920) 746-2337	jkrebsbach@co.door.wi.us
8	Green Bay Transit System	Patty Kiewiz	(920) 448-3455	patriciaki@greenbaywi.gov
8	Marinette Shared-ride Taxi System	Jackie Miller	(715) 732-5143	jmiller@marinette.wi.us
8	Menominee Tribe Rural Transit System	Gary Pyawasay	(715) 799-5264	gpyawasay@mitw.org
8	Oneida Tribe	Carol Moore	(920) 496-5775	CMOORE@ONEIDANATION.ORG
8	Shawano Shared-ride Taxi System	Greg Smith	(715) 526-6138	gsmith@cityofshawano.com
8	Valley (Appleton) Transit System	Deborah Ebben	(920) 832-2292	debra.ebben@appleton.org
8	Waupaca Shared-ride Taxi System	Kathy Kasza	(715) 258-4411	kkasza@cityofwaupaca.org

STOP THE SPREAD OF GERMS

Help prevent the spread of respiratory diseases like COVID-19.

Avoid close contact with people who are sick.



Cover your cough or sneeze with a tissue, then throw the tissue in the trash.



Clean and disinfect frequently touched objects and surfaces.



Avoid touching your eyes, nose, and mouth.



Stay home when you are sick, except to get medical care.



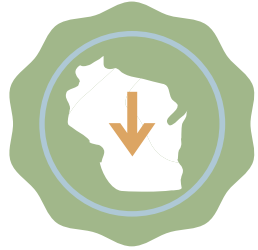
Wash your hands often with soap and water for at least 20 seconds.



For more information: www.cdc.gov/COVID19

CORONAVIRUS (COVID-19)

PREPARE, DON'T PANIC



THE RISK TO EAU CLAIRE COUNTY RESIDENTS REMAINS LOW

Novel coronavirus, also known as COVID-19, continues to spread worldwide. There has been 1 case of COVID-19 in Wisconsin and several residents have been screened following travel to affected regions of the world. The current risk to Eau Claire County residents remains low, even though additional cases have been reported in the U.S. For this reason, residents should prepare, but not panic.




EXPERTS ARE WORKING TOGETHER

The Health Department is working with the WI Department of Health Services (DHS) and the Centers for Disease Control and Prevention (CDC) to monitor COVID-19. We have been reviewing our emergency response plans and are prepared if cases arise in our community. We are confident in our ability to carry out public health recommendations in cooperation with local medical providers, schools, businesses and other community partners.



HEALTHY HABITS HELP PROTECT YOU FROM ANY SICKNESS


- Wash your hands often with soap and warm water.
- Cover your mouth and nose when sneezing or coughing.
- Avoid touching eyes, nose and mouth.
- Stay home from work if you are sick. If your children are sick, keep them home from school or daycare. Avoid others who may be sick.
- Contact your health care provider if you have any questions.



STAY IN THE LOOP

The COVID-19 situation is rapidly changing, and we understand there is worry and concern involved. We will keep you informed as needed through various communication methods, including our website and social media.

- For updates on COVID-19 in WI, visit dhs.wisconsin.gov/disease/covid-19.HTM.
- National updates and travel guidance are available at [cdc.gov](https://www.cdc.gov).



EAU CLAIRE TRANSIT

910 Forest Street
Eau Claire, WI 54703
(715) 839-5111
(715) 839-1693 FAX

TO: All Transit Staff

FROM: Tom Wagener

DATE: 3-12-20

SUBJECT: Coronavirus Actions

You may have seen that we have posted information about actions everyone can take to prevent the spread of the Coronavirus.

In addition, Transit will implement the following steps:

1. You will no longer need to issue paper transfers. If someone needs to transfer just ask them to tell the driver of the bus they are transferring to. Please still record these individuals as transfers.
2. All buses will have the rails and seats disinfected each evening.

There is a plan in place that will be implemented if there is concern by the health department that more steps need to be taken.

I appreciate how you have all handled the situation to this point! Fantastic job of keeping things going and providing this vital service to our community. If you have any concerns or recommendations, don't hesitate to bring them to our attention.

Thank you!