



The City of Eau Claire, Wisconsin Parks, Recreation and Forestry

Community Survey Report

August 2011

Report prepared by:
Solutions Resource Center
University of St. Francis
Joliet, IL

TABLE OF CONTENTS

Report: City of Eau Claire Parks, Recreation & Forestry Community Wide Survey

<u>Executive Summary</u>	3
--------------------------------	---

Methodology

Survey Description.....	5
Participants Sample Selection..	5
Data Collection	5
Instruments & Measurement Scales..	5

Results

Response Rate.....	6
Narrative Analysis.....	6

Appendices

Appendix A:	Visual Results
Appendix B:	Open Ended Comments
Appendix C:	Comparison Data – 2006 Survey
Appendix D:	Survey Instrument
Supplement:	Cross Tabulation Results

Acknowledgments for contributions to this report:

University of St. Francis: College of Art & Sciences – Parks & Recreation (L. Hicks, Ed.D)

University of St. Francis: Institutional Research (R. Garland)

University of St. Francis: Solutions Resource Center (B. Covelli)

EXECUTIVE SUMMARY

In 2011, the City of Eau Claire Parks, Recreation and Forestry Department contracted with the Solutions Resource Center at the University of St. Francis to complete a community wide survey. Survey data was collected between April 11, 2011 and July 1, 2011. Survey analysis was completed in August 2011.

The analysis explained in this report includes compilation of data and open ended comments, comparison data with the community wide survey conducted in 2006 and cross tabulation of data to identify trends.

Over 600 community members responded to the survey either via telephone or through direct mail.

The survey questions were categorized into six general areas:

- (1) Satisfaction/Safety
- (2) Communication
- (3) Facilities/Parks/Services
- (4) Funding
- (5) Parks Department Decisions
- (6) Demographics.

Highlights of the survey data include:

- The community respondents rate parks and recreation facilities as good or excellent.
- Respondents feel very safe in city parks, trails and recreation facilities.
- The highest used facilities are: trails and bikeways and large community parks.
- Printed materials are the preferred method to receive information on City of Eau Claire recreation programs, facilities and services.
- About half of the survey respondents have never visited the City of Eau Claire website.
- The vast majority of respondents have never visited the City of Eau Claire Parks and Recreation Facebook page even though many indicated they use Facebook.
- The community has a high interest in supporting walking trails, biking trails and hiking trails.
- Survey respondents feel the most important services and facilities are: trash and recycling in park, restroom in parks and youth sports programs
- The vast majority of survey respondents indicate they were aware there is an insect that is predicted to wipe out the ash tree population in Eau Claire, but the response was mixed on what, if any, action should be taken.
- Park facilities should be named for geographic areas and events or people of historical significance.
- Over half of survey respondents are in favor of having the City Parks Department continue to use chemicals to treat the water in Half Moon Lake.
- Of those who support the winter recreation area and who responded with a choice of location, the data indicates Pinehurst as the preferred location.

- Of those who have an opinion on Fairfax Pool, the most desired amenities are: more picnic and shade areas should be added.
- Respondents feel there is about the right amount of various parks and recreation facilities in the area and they support continued City funding for all of the park and recreation facilities listed in the survey.
- There is strong support for funding for neighborhood parks and playgrounds and community parks.
- The majority of survey respondents indicate Eau Claire city parks should be tobacco free.
- Nearly half of survey respondents prefer the City Parks Department to use organic based herbicides even though they cost more.
- Respondents support fixing up existing park and recreational areas. There is very little support to purchase more parkland.
- Respondents support continuing to have City Parks and Recreation maintain all park areas at current levels.
- Respondents also support encouraging citizen volunteer groups to assist in the maintenance and upkeep of park areas, such as through an 'adopt a park' program, to reduce operating expenses.
- Nearly half support the requirement that boaters pay a fee to use the boat launch facilities.
- Respondents support allowing community gardens to develop in city parks.
- Respondents support coordination with area non-profit organizations.
- The majority of non-city respondents oppose or strongly oppose a small increase in their property taxes to pay for recreational programs and facilities.
- Comparison analysis of the 2006 survey with the 2011 survey indicates the general trends of important services and facilities remain the same.

The following report outlines a narrative analysis of significant factors; visual results detailing percentages and tabulation of results; cross tabulation analysis of key correlations; comparison data with 2006 survey results and the listing of all open ended comments received by the Solutions Resource Center at the University of St. Francis.

METHODOLOGY

Survey Description:

Surveys are quantitative research. A survey seeks to gather people's opinions by measuring their responses to a set of questions. A quantitative survey draws a sample from a population and uses those findings to demonstrate the views of the population as a whole.

Participants Sample Selection:

The population was defined as 29,000 households in zip codes: 54720, 54701, 54702, 54703 with publically available telephone numbers.

A 2,900 sample of households were randomly selected and were contacted via telephone and/or via direct mail. Each household within the sample was assigned an identifier random code. The identifier was used as a point of sample validity, and individual household data remained confidential.

Data Collection:

The primary medium for data collection was via telephone and the secondary medium was via direct mail. During the first phase, April 11, 2011-May 20, 2011, households within the random sample were contacted via phone. Multiple attempts to reach each household were made. During the second phase, May 20, 2011-July 1, 2011, households within the random sample who had not yet been surveyed, received a hard copy direct mail survey.

Instrument:

A survey instrument was developed incorporating input from the City of Eau Claire Parks, Recreation and Forestry Department and comparison questions from the survey instrument designed in 2006. The 2011 survey instrument was approved on April 5, 2011 by Phil Fieber, Director, City of Eau Claire Parks, Recreation and Forestry.

The survey questions were categorized in six general areas:

- Satisfaction/Safety
- Communication
- Facilities/Parks/Services
- Funding
- Parks Department Decisions
- Demographics

Measurement Scales:

Survey data was inputted into a web instrument and downloaded into SPSS software for analysis. Respondents completing the survey online were asked to enter their identifier code as a point of validity. All codes received were cross-referenced with the random sample codes.

In addition to standard numeric analysis of each question, cross tabulations and comparison data with the department's 2006 survey were conducted.

RESULTS - RESPONSE RATE

Response Rate:

A total of 674 completed surveys were received by the Solutions Resource Center.

A total of 635 surveys were considered in the statistical representation of data as these were received from verified households within the random sample.

The response rate was: 23% of the identified sample.

Based on a population of 29,000 and a random sample of 635 valid responses, the overall confidence interval and error margin for the survey are: 95% +/- 4.

RESULTS - NARRATIVE ANALYSIS¹:

Satisfaction/Safety

Overall, the survey respondents rate the parks and recreation facilities as good or excellent. 29% of responses rate “Excellent” and 51% of responses rate “Good.”

The majority of survey respondents feel very safe in city parks, trails and recreation facilities. Only 2% stated they feel “not too safe” and no one indicates they feel “not at all safe.” The 2% of respondents who feel “not too safe” indicate the following areas as points of concern: secluded areas, downtown by the river, Riverview and Kessler park.

Cross tabulation of variables indicates no substantial difference between groups.²

Communication

About half of the survey respondents have never visited the City of Eau Claire website. Of those who have visited the website, most feel it is easy to find parks and recreation information. Cross tabulation data indicates that the higher a respondent’s income, the more likely they are to have visited the website. Also, the more children who reside in the household, the more likely they are to have visited the website.

One third of respondents (33%) prefer printed materials (Prime Times, Newsletters, Flyers, Table Tents, Posters) as their preferred method to receive information on City of Eau Claire recreation programs, facilities and services. The next highest category is: newspaper (18%). Other channels of communication received insignificant response. Cross tabulation of variables indicates no substantial difference between groups.

The vast majority of respondents (85%) have never visited the City of Eau Claire Parks and Recreation Facebook page. However, 43% indicate they use Facebook. Additional feedback

¹ For detailed results and percentages for all questions, see Appendix A.

² Cross-tabulation results and percentages are found in the supplemental report.

on social media communication channels is mixed. In addition to Facebook usage, about a third of the respondents chose not to answer the question regarding social media. It is unclear whether this indicates they don't use any social media or whether they are unaware of social media channels. The data clearly indicates that few respondents use Twitter or Blogs. Cross tabulation of variables indicates no substantial difference between groups.

Facilities/Parks/Services

High Interest

The survey respondents indicate majority support for the following interest items:

- Walking trails (66%)
- Biking trails (63%)
- Hiking trails (54%)

The majority support interests were cross tabulated by general demographics. Female respondents and those with one child were more likely to choose "classes" as an activity the City should provide.

Importance

Survey respondents feel the most important services and facilities are:

- Trash and recycling in parks (59% listed as very important)
- Restroom in parks (56% listed as very important)
- Youth sports programs (50% listed as very important)
- Youth swimming lessons (49% listed as very important)
- Programs for youth and adults with special needs (44% listed as very important)

Cross tabulation of variables indicates no substantial difference between groups.

Ash Trees

70% of survey respondents indicate they are aware there is an insect that is predicted to wipe out the ash tree population in Eau Claire. The respondents are mixed as to whether or not the City should preemptively remove the trees. 37% indicate that yes, they are in favor of city-wide preemptive ash tree removal. 23% indicate that no, they are not in favor. 40% indicate they don't know/prefer not to answer. It is unclear why 40% of the respondents are undecided. If new trees are to be planted to replace ash trees that are removed, 41% indicate the cost should be paid by a combination of City and Property Owner. Cross tabulation of variables indicates no substantial difference between groups.

Naming

The highest response rates for how should park facilities be named are: geographic areas (40%) and events or people of historical significance (38%). Cross tabulation of variables indicates no substantial difference between groups.

Half Moon Lake

54% of survey respondents are in favor of having the City Parks Department continue to use chemicals to treat the water in Half Moon Lake. Cross tabulation data indicates that males are more likely to be in favor of using chemicals vs. females.

Multi-purpose Winter Recreation Area

Survey opinion on a multi-purpose winter recreation area is mixed.

- 36% indicated that yes, they were interested
- 30% indicated that no, they were not interested
- 33% indicated they don't know or prefer not to answer

Cross tabulation indicates respondents with an income of \$75,000-\$115,000 and 2 or more children are highly likely to support a multi-purpose winter recreation area.

For those who are interested in the winter recreation area, most did not know where it should be located. Of those who responded with a choice of location, the data indicates Pinehurst as the preferred location. They indicate the following amenities that should be included: lighting, tubing, cross country trail, snow shoe trail, ice rink, tow rope.

Fairfax Pool

The majority of survey respondents (55%) indicate they don't know or prefer not to answer what amenities should be included at Fairfax Pool. Of those who have an opinion, the most desired amenity is: more picnic and shade areas should be added. The second most desirable amenity is a lazy river. Cross tabulation indicates more picnic and shade areas are desirable across demographic categories.

Usage

Across respondent categories, the highest used facilities are:

- Trails and bikeways
- Large community parks

Cross tabulation data indicates those respondents with children are more likely to use neighborhood playgrounds, Fairfax Park Municipal Pool and Half Moon Lake.

Amount of Facilities

The data indicates that survey respondents feel there is about the right amount of various parks and recreation facilities in the area. The highest percentage areas where respondents indicate there were "too few" facilities were: boat launches (29%), swimming pool or beach (21%) and sledding or tubing areas (21%).

Funding

The majority of respondents indicate they support continued City funding for all of the park and recreation facilities listed in the survey: neighborhood parks and playgrounds, community parks, trails and bikeways, Fairfax Park Municipal Pool, Hobbs Ice Center, Athletic fields and courts, Half Moon Lake. Of those who oppose funding, the strongest opposition is for continued funding of the Hobbs Ice Center. Cross tabulation of variables indicates no substantial difference between groups.

There is strong support for funding for neighborhood parks and playgrounds and community parks.

46% of respondents most agree with the following statement: The City should continue the same level of funding for parks and recreation improvements.

24% indicate the City should increase funding for parks and recreation improvements. Of these respondents, most would support requiring developers to pay a fee for new residential developments. Cross tabulation data indicates those who support increasing funding in the City would support an increase in property tax. (However, this is a 24% sub-set of the population.)

48% indicate that no, they would not be interested in becoming a Friend of the Eau Claire Community Parks Association. Of those that are interested (15%), they would be willing to pay an annual membership/contribution of \$25 to the group. Cross tabulation data indicates the most likely population for a Friend of Eau Claire Community Parks Association are those with income of \$75,000-\$115,000. This target population is split between the \$25 level of contribution and the \$26-\$50 level of contribution.

Parks Department Decisions

Tobacco

The majority of survey respondents (52%) indicate Eau Claire city parks should be tobacco free. 28% indicate they should not be tobacco free. 21% indicate they don't know or preferred not to answer. Cross tabulation data indicates that households with two or more children strongly believe the parks should be tobacco free (70% of these households).

Herbicides

46% of survey respondents prefer the City Parks Department to use organic based herbicides even though they cost more. Cross tabulation of variables indicates no substantial difference between groups.

Fix Up vs. Purchase

Respondents support fixing up existing park and recreational areas. There was very little support to purchase more parkland. Cross tabulation of variables indicates no substantial difference between groups.

Maintenance

Respondents support continuing to have City Parks and Recreation maintain all park areas at current levels (38% strongly support, 19% somewhat support). Respondents also support encouraging citizen volunteer groups to assist in the maintenance and upkeep of park areas, such as through an 'adopt a park' program, to reduce operating expenses. Cross tabulation of variables indicates no substantial difference between groups.

Other Decisions:

For each of the following statements, respondents indicate the following:

	Support	Oppose
Currently, the City operates public boat landings with no boat launch fee. Do you support or oppose the requirement that boaters pay a fee to use these facilities?	49%	23%
The City of Eau Claire Parks and Recreation Department may be asked in the future to combine and consolidate operations with other parks departments. This would result in reduction of costs, but also a reduction in the level of service offered to residents. Would you support or oppose this consolidation?	40%	26%
Some cities have coordinated programs and services with area non-profit organizations, such as the YMCA, Boys and Girls Club, School District and UW-Eau Claire, to better serve their communities' needs. Do you support or oppose the City supporting this coordination with area non-profit organizations.	64%	6%
Community gardens are public lands that are made available to residents for the purpose of growing their own produce. Do you support or oppose the City allowing community gardens to develop in city parks?	54%	19%

Cross tabulation data indicates that Out of City Respondents are more likely to support the consolidation of the parks and recreation department with other parks departments.

Highlights of Demographics

85% of survey respondents live in the City of Eau Claire.

16% of survey respondents live outside of the City of Eau Claire.

A large number of survey respondents have lived in the area for a decade or more.

The majority of survey respondents have lived in the Eau Claire area for 11 years or more.

31% have lived in the area over 30 years.

74% own their present residence while 18% rent.

Outside of the City of Eau Claire

For respondents living outside of the City of Eau Claire, of the list of services provided, 47% indicated interest in disease diagnosis of trees on their property. 43% indicated interest in consultation with the City Forester about tree-related issues on their property. They would prefer to pay for these services by a fee.

The majority of non-city respondents oppose or strongly oppose a small increase in their property taxes to pay for recreational programs and facilities.

Highlights of Comparison Data (2006-2011)³

Comparison data with the 2006 survey indicates the general trends of important services and facilities remain the same.

Significant changes in data points include:

In 2006, respondents felt supervision of outdoor skating rinks was very important. In 2011, the question asked if more supervision of outdoor skating rinks was important. Respondents were mixed opinion whether it was somewhat important or not too important.

In 2006, respondents felt there were “too little” beaches and sledding tubing areas. 2011 data indicates the community now feels there are the right amount of beaches and sledding tubing areas.

In 2006, respondents were more likely to support a property tax increase.

In 2011, respondents are more likely to support a boat launch fee.

³ For detailed results and percentages on comparison data, see Appendix C.

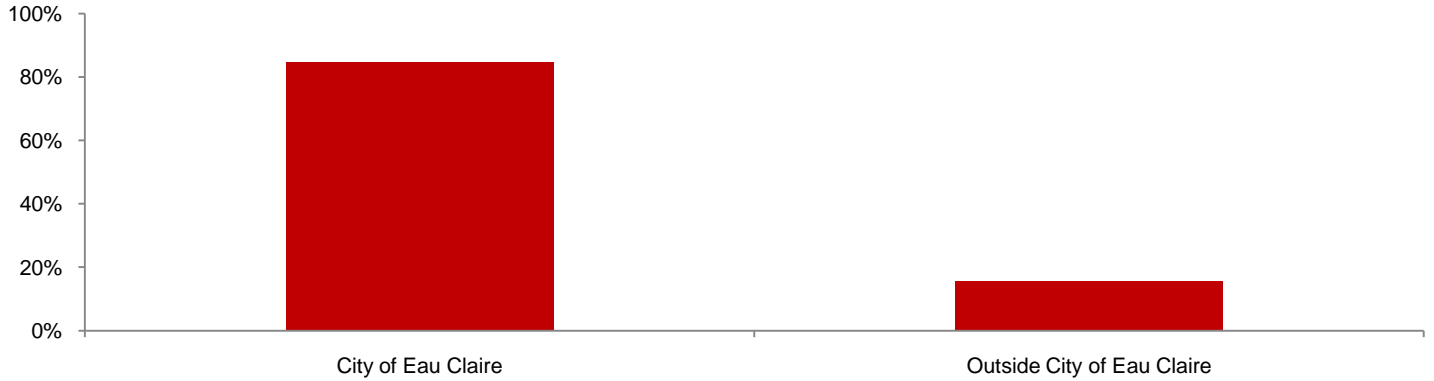
Appendix A: Visual Results

Q1. Please enter your survey code. If you don't have a code, enter 0 (zero).

Codes	674
Codes within sample	635

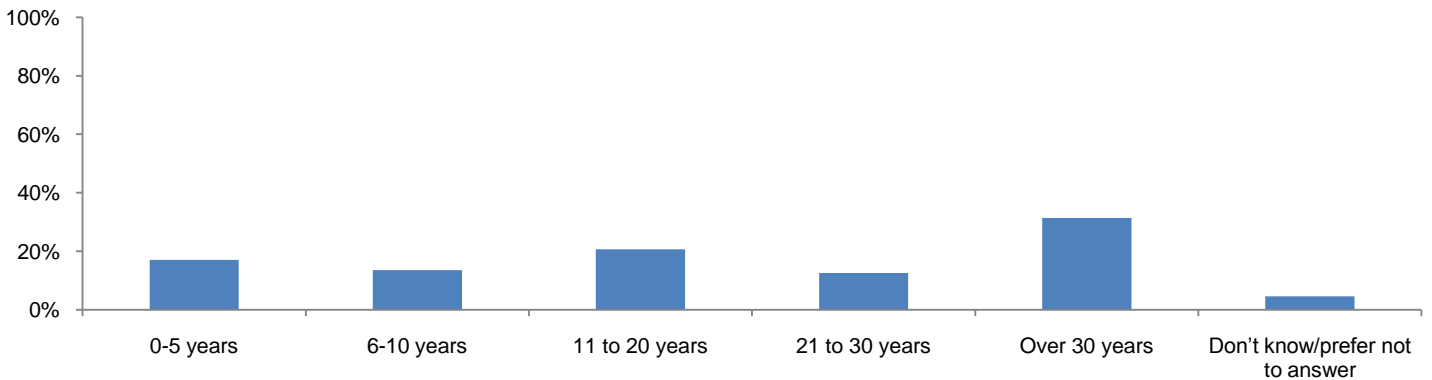
Q2. In what region do you live?

City of Eau Claire	85%
Outside City of Eau Claire	16%



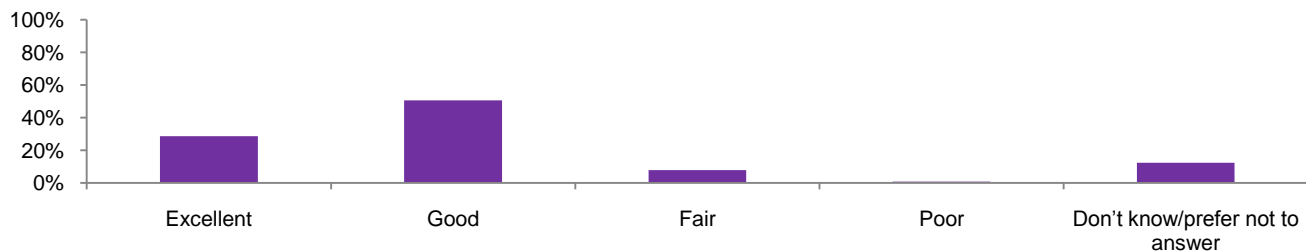
Q3. Approximately how many years have you lived in the Eau Claire area?

0-5 years	17%
6-10 years	14%
11 to 20 years	21%
21 to 30 years	13%
Over 30 years	31%
Don't know/prefer not to answer	5%



Q4. Overall, how would you rate the parks and recreation facilities in the City of Eau Claire?

Excellent	29%
Good	51%
Fair	8%
Poor	1%
Don't know/prefer not to answer	12%

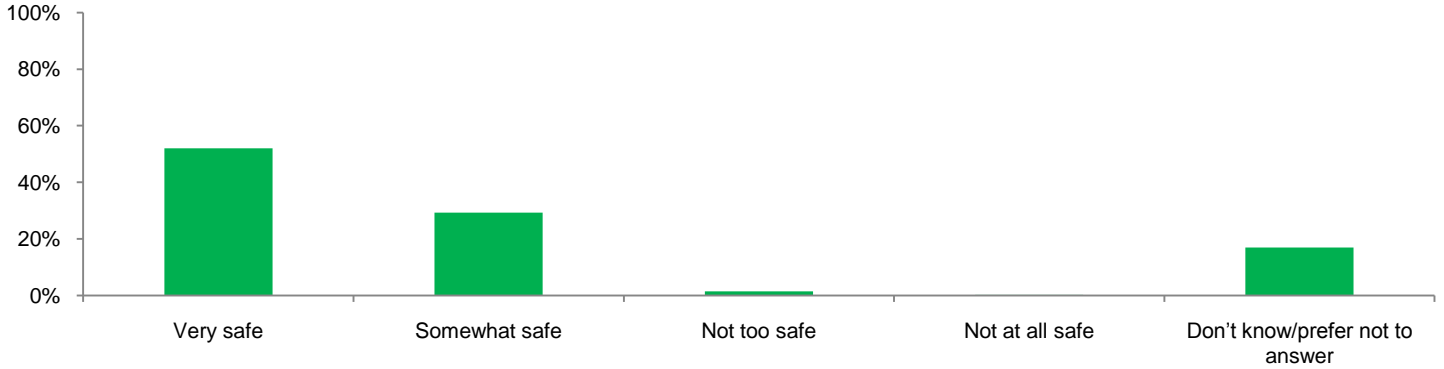


Q5. How safe do you feel in City parks, trails, and recreation facilities?

Very safe	52%
Somewhat safe	29%
Not too safe	2%
Not at all safe	0%
Don't know/prefer not to answer	17%

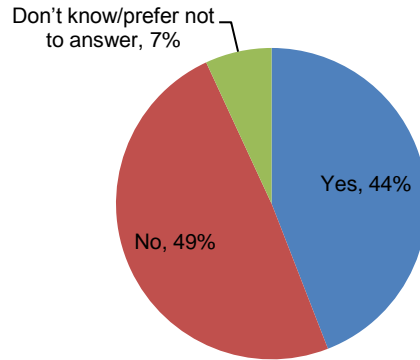
Q6. If "not too safe" or "not at all safe": What park, trail, or facility do you feel unsafe?

Any secluded area; Downtown by river; Kessler park and bike trail; None are safe; Riverview; Riverview in the evening; Riverview/Carson



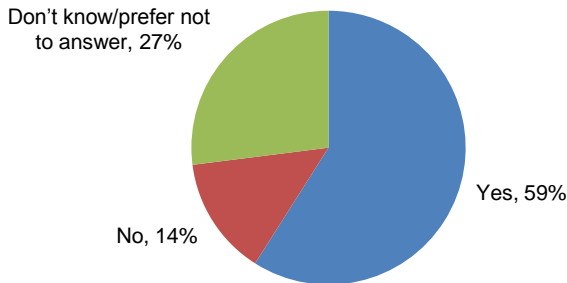
Q7. Have you visited the City of Eau Claire website?

Yes	44%
No	49%
Don't know/prefer not to answer	7%



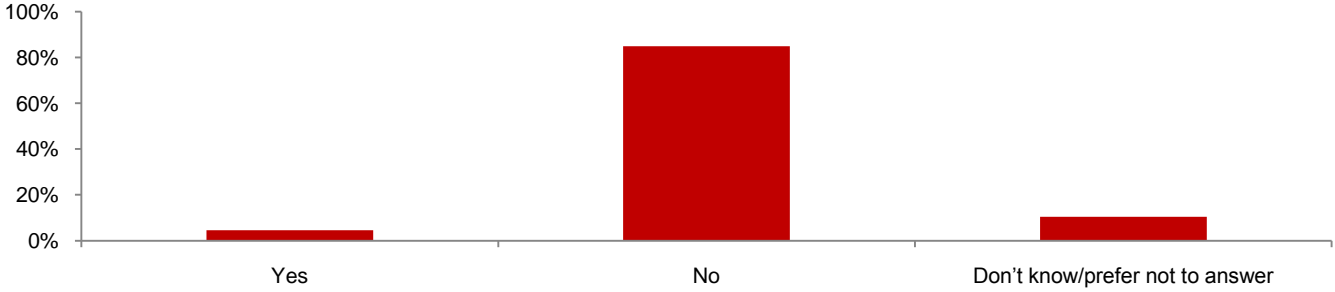
Q8. If yes, was it easy to find parks and recreation information on the website?

Yes	59%
No	14%
Don't know/prefer not to answer	27%



Q9. Have you visited the City of Eau Claire Parks and Recreation Facebook page?

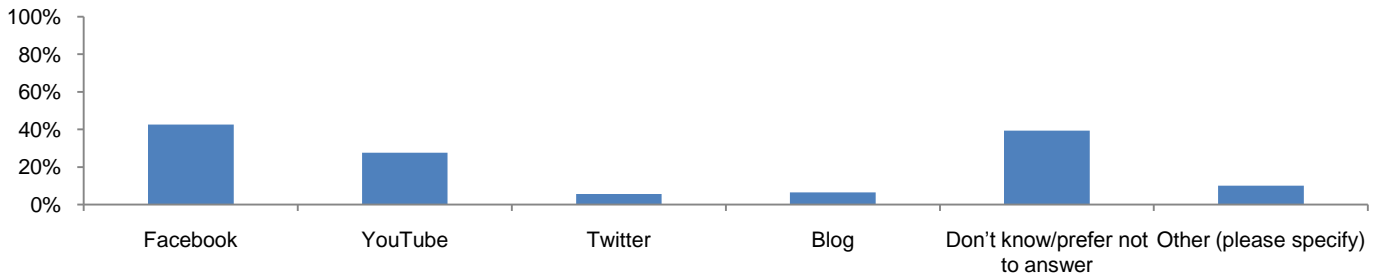
Yes	5%
No	85%
Don't know/prefer not to answer	10%



Q10. In the past month, have you visited any of the following social media?

Facebook	43%
YouTube	28%
Twitter	6%
Blog	7%
Don't know/prefer not to answer	39%
Other (please specify)	10%

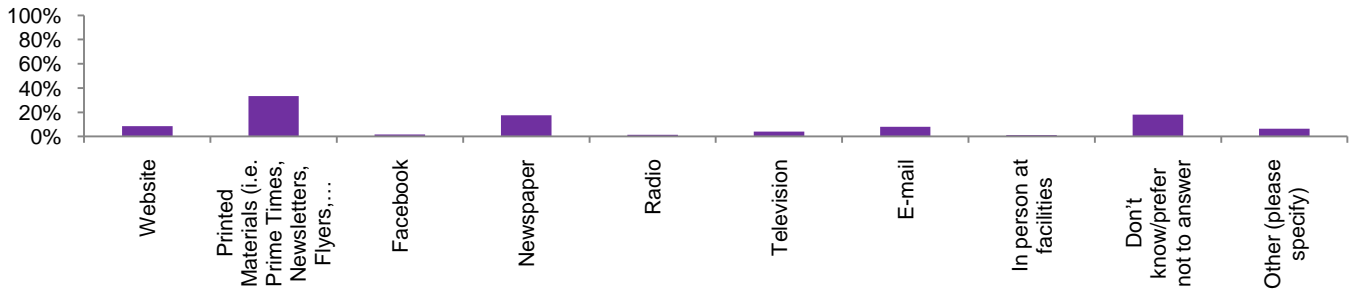
Business sites; Did not specify (3); Didn't visit; Flickr; Google; MySpace (2); No (23); No comment; No computer (3); No social media; No-won't use them; None (16); Not into computers; Web; Yahoo



Q11. How do you prefer to receive information on City of Eau Claire recreation programs, facilities and services?

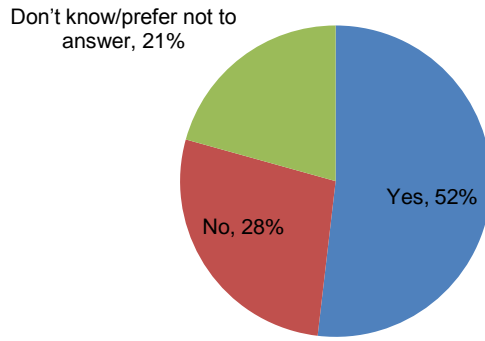
Website	8%
Printed Materials (i.e. Prime Times, Newsletters, Flyers, Table Tents, Posters)	33%
Facebook	2%
Newspaper	18%
Radio	2%
Television	4%
E-mail	8%
In person at facilities	1%
Don't know/prefer not to answer	18%
Other (please specify)	6%

All of the above (3); Bing; Did not specify; Phone; Combination of 2+ of above (31)



Q12. Should Eau Claire city parks be tobacco free?

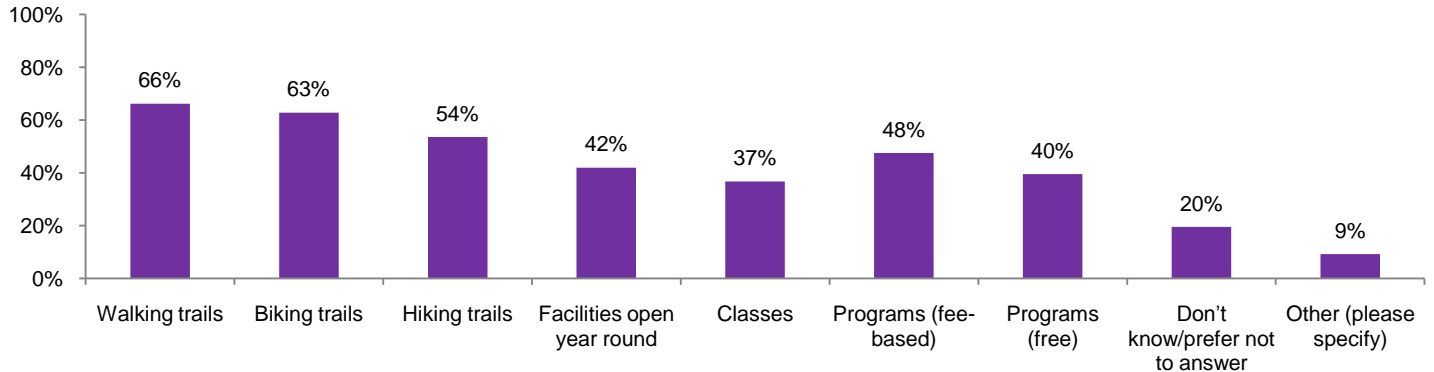
Yes	52%
No	28%
Don't know/prefer not to answer	21%



Q13. Which of the following types of activities should the city provide? (choose all that apply)

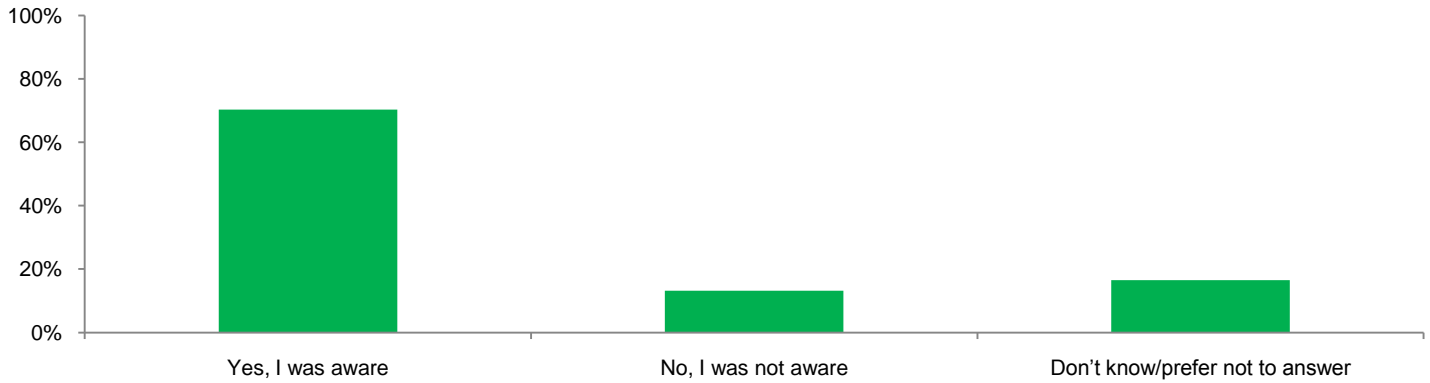
Walking trails	66%
Biking trails	63%
Hiking trails	54%
Facilities open year round	42%
Classes	37%
Programs (fee-based)	48%
Programs (free)	40%
Don't know/prefer not to answer	20%
Other (please specify)	9%

All of the above (32); Archery range; Canoe and paddle boat rentals-Carson Park by Lake Shore+Rod+gun; Christmas and Halloween activities; Cross country skill trails (2); Discounted fees with schools; Esp. biking trails; Fee based services; Handicap playground accessibility; Hockey; Ice skating in Micher Ave. park; More dog parks; More local park programs; More parting with Eau Claire transit; None of the above; Not obligated to provide anything; Skating rinks and children's parks; Ski trails with snowmaking equipment; Special populations; Swimming pools (3); Tot-friendly playgrounds; What budget will allow; When there is no money all of this can be dispensed with "I'm a depression kid!"



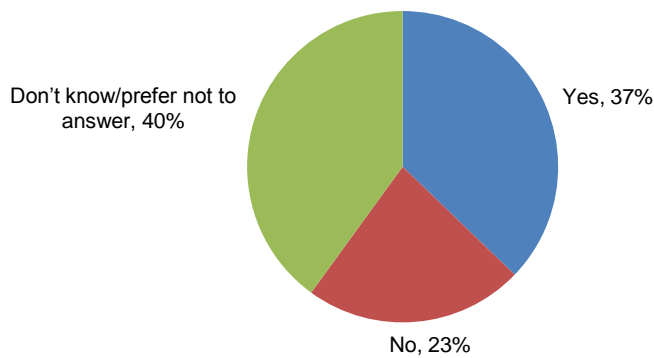
Q14. Are you aware of the following information? There is an insect that is predicted to wipe out the ash tree population in Eau Claire, similar to what happened to elm trees in the 1970's.

Yes, I was aware	70%
No, I was not aware	13%
Don't know/prefer not to answer	17%



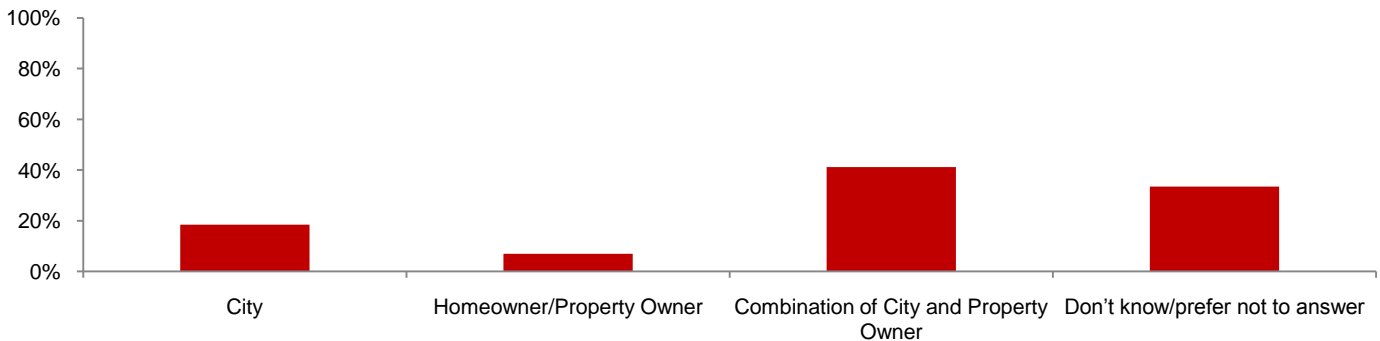
Q15. Would you be in favor of city-wide preemptive ash tree removals (removing trees when they are smaller in diameter are cheaper to remove)?

Yes	37%
No	23%
Don't know/prefer not to answer	40%



Q16. If new trees were to be planted to replace ash trees that were removed, who should pay for the cost of new trees?

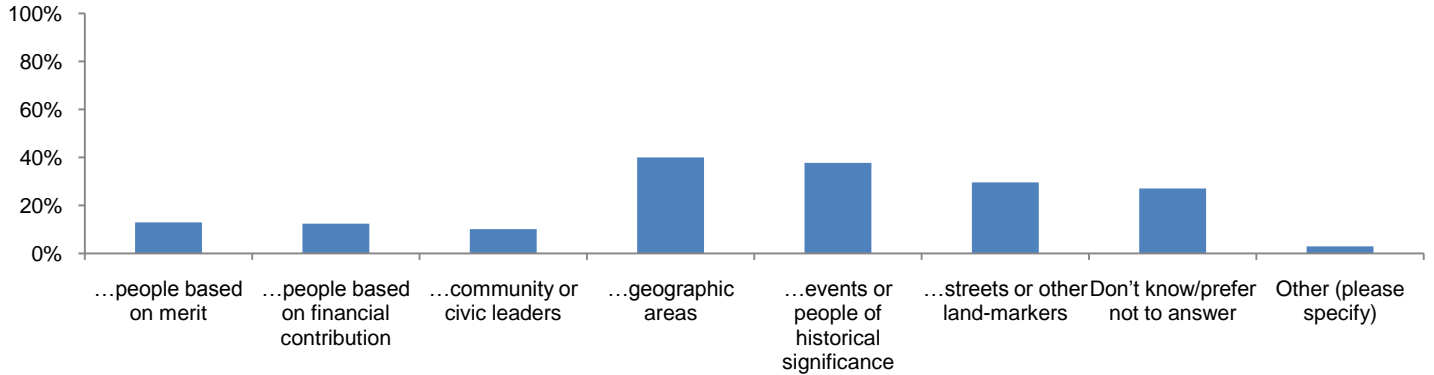
City	18%
Homeowner/Property Owner	7%
Combination of City and Property Owner	41%
Don't know/prefer not to answer	33%



Q17. How should park facilities be named? (choose all that apply) They should be named after:

...people based on merit	13%
...people based on financial contribution	12%
...community or civic leaders	10%
...geographic areas	40%
...events or people of historical significance	38%
...streets or other land-markers	30%
Don't know/prefer not to answer	27%
Other (please specify)	3%

All (6); Contest/write-ins; Don't care; Famous residents; Flowers/plants/trees-everybody contributes through taxes; Keep same name; Names that have to do with nature; Native American tribes; Natural like Phoenix or N. Riverfront; Not based on any 1 category; Ok for historical but don't contemp; Referendum; Voting



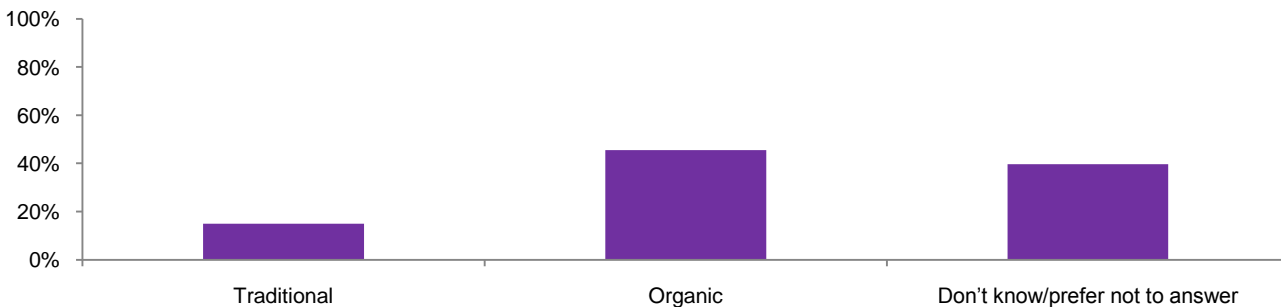
Q18. The City currently pumps water from the Chippewa River into Half Moon Lake and treats the Lake with herbicides (chemicals) to keep the water clean and usable for recreation. Are you in favor of having the City Parks Department continue to use chemicals to treat the water in Half Moon Lake?

Yes	54%
No	11%
Don't know/prefer not to answer	35%



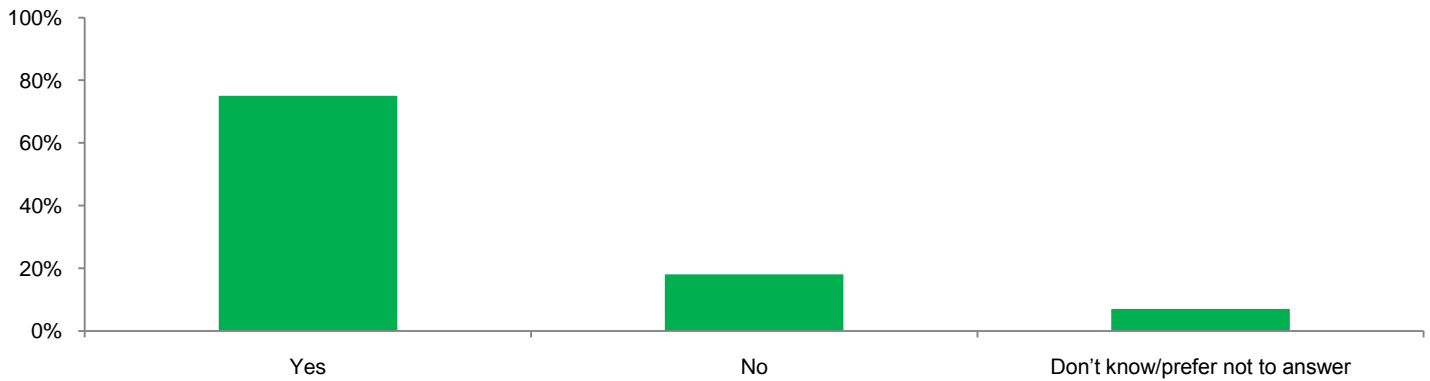
Q19. In general, do you prefer the City Parks Department to use traditional herbicides or organic based herbicides?

Traditional	15%
Organic	46%
Don't know/prefer not to answer	40%



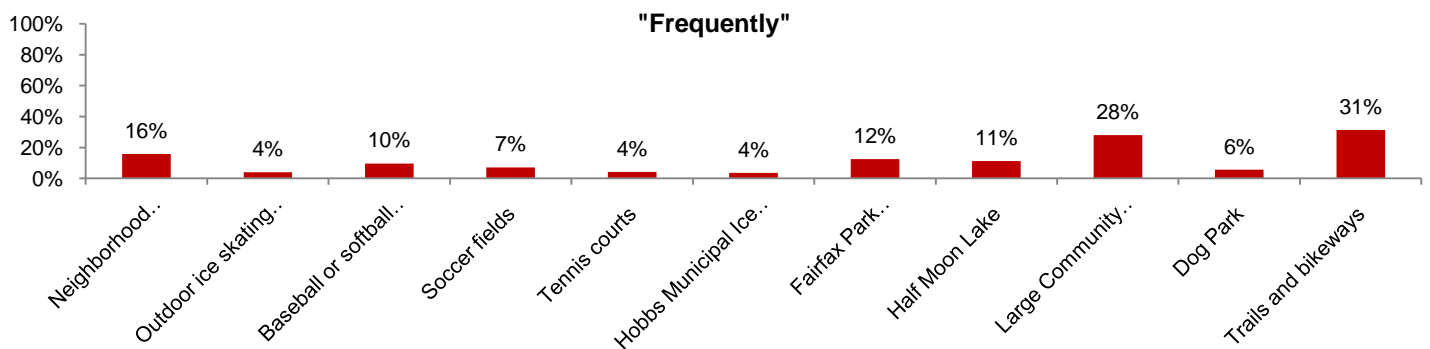
Q20. If organic: Organic herbicides cost considerably more than traditional herbicides. Do you still prefer organic herbicides?

Yes	75%
No	18%
Don't know/prefer not to answer	7%



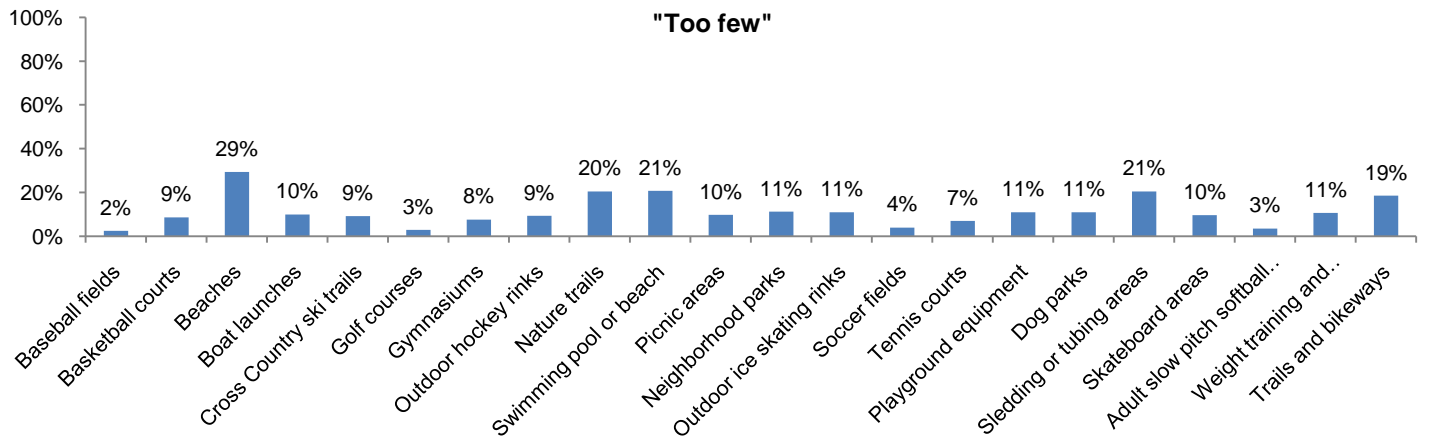
Q21. During the past two years, how often have you or members of your household used any of the following park and recreation facilities in the City of Eau Claire?

	Frequently	Occasionally	Rarely	Never	Don't know/prefer not to answer
Neighborhood playgrounds	16%	24%	14%	28%	18%
Outdoor ice skating rinks	4%	11%	14%	53%	19%
Baseball or softball fields	10%	16%	15%	41%	19%
Soccer fields	7%	8%	11%	55%	19%
Tennis courts	4%	9%	14%	54%	19%
Hobbs Municipal Ice Center	4%	10%	13%	55%	19%
Fairfax Park Municipal Pool	12%	19%	15%	35%	18%
Half Moon Lake	11%	27%	16%	28%	18%
Large Community parks (i.e. Carson, Riverview and Rod & Gun)	28%	34%	8%	13%	17%
Dog Park	6%	5%	8%	63%	18%
Trails and bikeways	31%	27%	10%	15%	17%



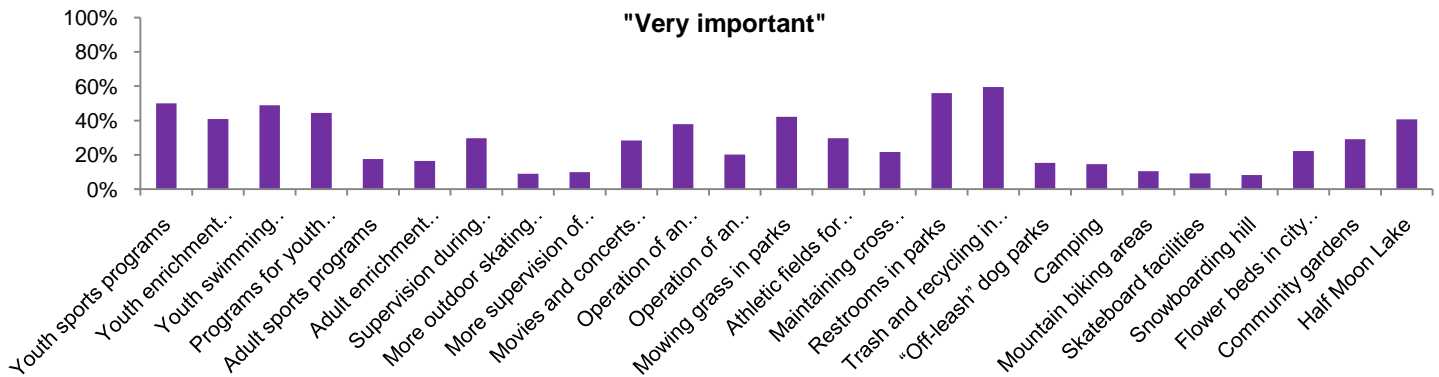
Q22. For each of the following park and recreation facilities, please indicate whether there are currently:

	Too many	Too few	About right amount	Don't know/prefer not answer
Baseball fields	3%	2%	47%	47%
Basketball courts	2%	9%	35%	55%
Beaches	0%	29%	32%	38%
Boat launches	0%	10%	39%	50%
Cross Country ski trails	0%	9%	40%	51%
Golf courses	7%	3%	47%	43%
Gymnasiums	1%	8%	38%	53%
Outdoor hockey rinks	2%	9%	34%	55%
Nature trails	1%	20%	42%	37%
Swimming pool or beach	1%	21%	44%	34%
Picnic areas	1%	10%	59%	31%
Neighborhood parks	2%	11%	54%	33%
Outdoor ice skating rinks	1%	11%	43%	45%
Soccer fields	4%	4%	45%	47%
Tennis courts	1%	7%	45%	48%
Playground equipment	0%	11%	49%	39%
Dog parks	2%	11%	40%	47%
Sledding or tubing areas	1%	21%	32%	47%
Skateboard areas	1%	10%	33%	56%
Adult slow pitch softball fields	1%	3%	42%	53%
Weight training and physical fitness facilities	2%	11%	32%	55%
Trails and bikeways	1%	19%	46%	34%



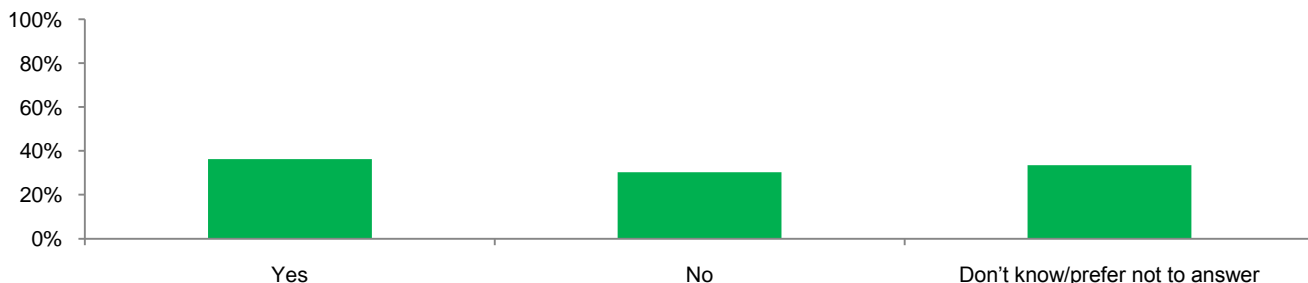
Q23. The following is a list of services and facilities that are or could be provided by the city of Eau Claire. For each one, please indicate how important that service or facility is to the community:

	Very	Some what	Not too	Not at all	Don't know/prefer not answer
Youth sports programs	50%	22%	2%	2%	23%
Youth enrichment programs, such as theater and art classes	41%	27%	7%	3%	23%
Youth swimming lessons	49%	23%	4%	1%	23%
Programs for youth and adults with special needs	44%	26%	4%	2%	23%
Adult sports programs	18%	40%	14%	4%	25%
Adult enrichment programs, such as art and dance classes	16%	34%	19%	6%	24%
Supervision during the summer of neighborhood playgrounds for youth	30%	29%	12%	5%	25%
More outdoor skating rinks	9%	25%	25%	9%	32%
More supervision of outdoor skating rinks	10%	23%	23%	9%	35%
Movies and concerts in the parks	28%	32%	12%	4%	24%
Operation of an outdoor swimming pool	38%	28%	7%	3%	24%
Operation of an indoor ice center	20%	34%	13%	5%	28%
Mowing grass in parks	42%	30%	5%	1%	22%
Athletic fields for baseball and soccer	30%	35%	8%	2%	25%
Maintaining cross country ski trails	22%	34%	12%	4%	28%
Restrooms in parks	56%	20%	2%	1%	21%
Trash and recycling in parks	59%	17%	2%	1%	21%
"Off-leash" dog parks	15%	27%	19%	10%	28%
Camping	15%	29%	20%	8%	28%
Mountain biking areas	10%	34%	19%	7%	29%
Skateboard facilities	9%	29%	22%	9%	31%
Snowboarding hill	8%	30%	22%	9%	31%
Flower beds in city parks	22%	37%	15%	3%	23%
Community gardens	29%	35%	11%	2%	22%
Half Moon Lake	41%	27%	6%	2%	24%



Q24. Are you interested in a multi-purpose winter recreation area?

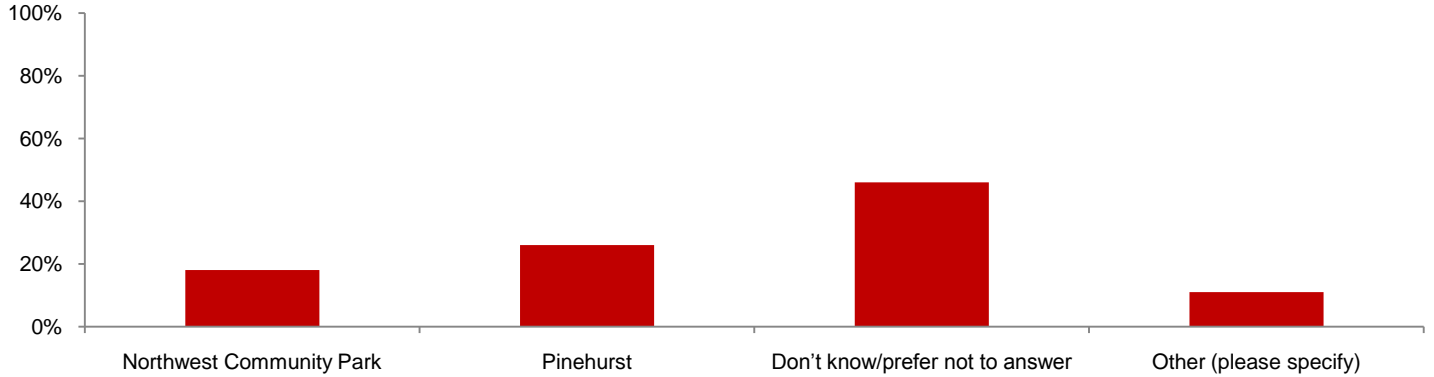
Yes	36%
No	30%
Don't know/prefer not to answer	33%



Q25. If yes, where would you like a multi-purpose winter recreation area located?

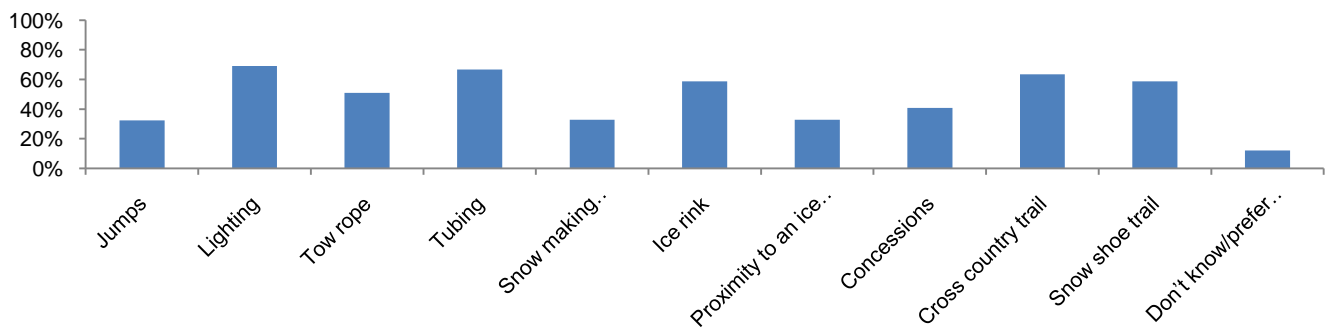
Northwest Community Park	18%
Pinehurst	26%
Don't know/prefer not to answer	46%
Other (please specify)	11%

By the mall; Carson (3); Westside off hwy (old Menard area); City wells; dangerous at times so I would to see improvement; Fairfax; Gordies by Birch Street, River Prairie Drive; If money is available; More centrally located; No preference; North Crossing; Not just one area, split the town up so more can use it; Not sure where this is; Oakwood Mall area; southside EC or Westside EC; West side of town (4); Within city limits and more on the south side



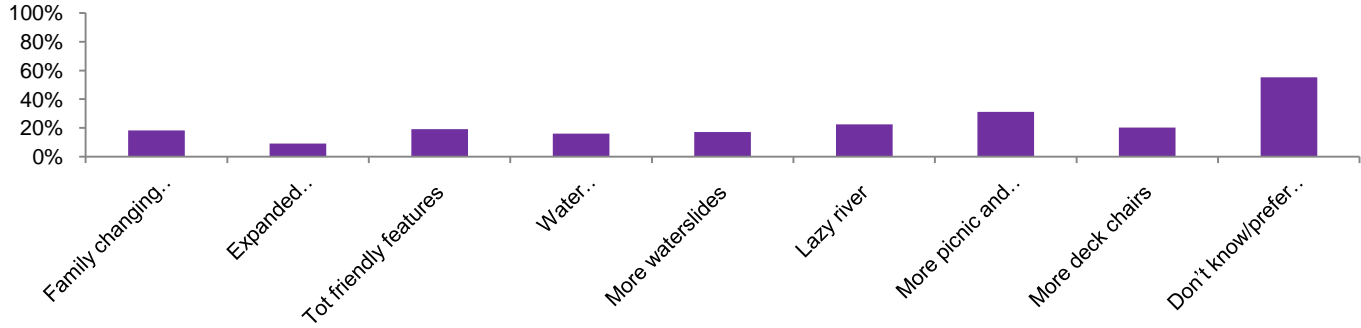
Q26. If yes, what amenities should be included? (choose all that apply)

Jumps	32%
Lighting	69%
Tow rope	51%
Tubing	67%
Snow making equipment	33%
Ice rink	59%
Proximity to an ice rink	33%
Concessions	41%
Cross country trail	63%
Snow shoe trail	59%
Don't know/prefer not to answer	12%



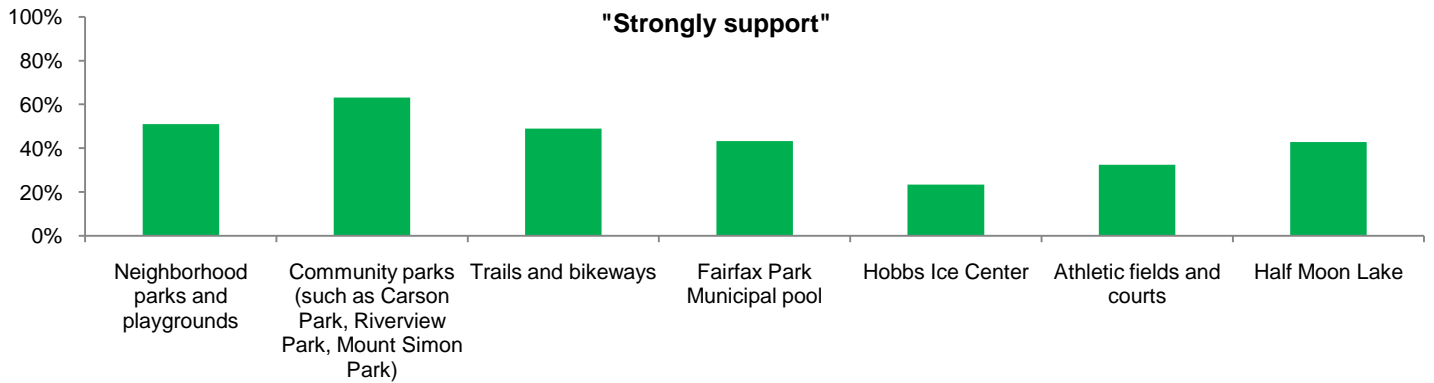
Q27. What amenities would you like to see added at Fairfax Pool? (choose all that apply)

Family changing rooms	18%
Expanded concessions	9%
Tot friendly features	19%
Water playground/spraygrounds	16%
More waterslides	17%
Lazy river	23%
More picnic and shade areas	31%
More deck chairs	20%
Don't know/prefer not to answer	55%



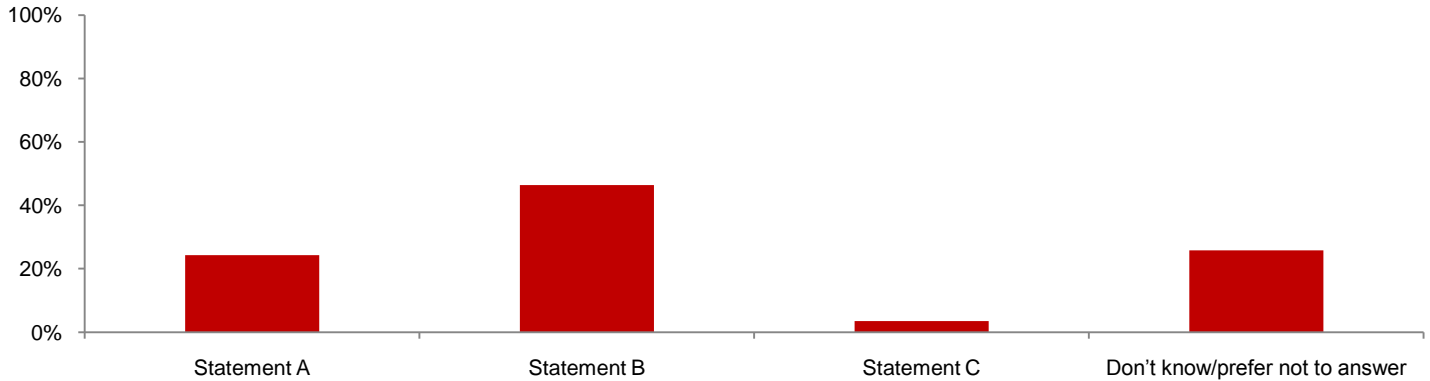
Q28. Next, is a list of different park and recreation facilities in the community. For each one, please indicate your opinion on continued city funding:

	Strongly support	Some-what support	Some-what oppose	Strongly oppose	Don't know/prefer not answer
Neighborhood parks and playgrounds	51%	23%	1%	1%	24%
Community parks (such as Carson Park, Riverview Park, Mount Simon Park)	63%	13%	1%	0%	23%
Trails and bikeways	49%	24%	2%	1%	25%
Fairfax Park Municipal pool	43%	25%	4%	2%	25%
Hobbs Ice Center	23%	36%	8%	4%	28%
Athletic fields and courts	32%	38%	4%	1%	25%
Half Moon Lake	43%	27%	4%	1%	25%



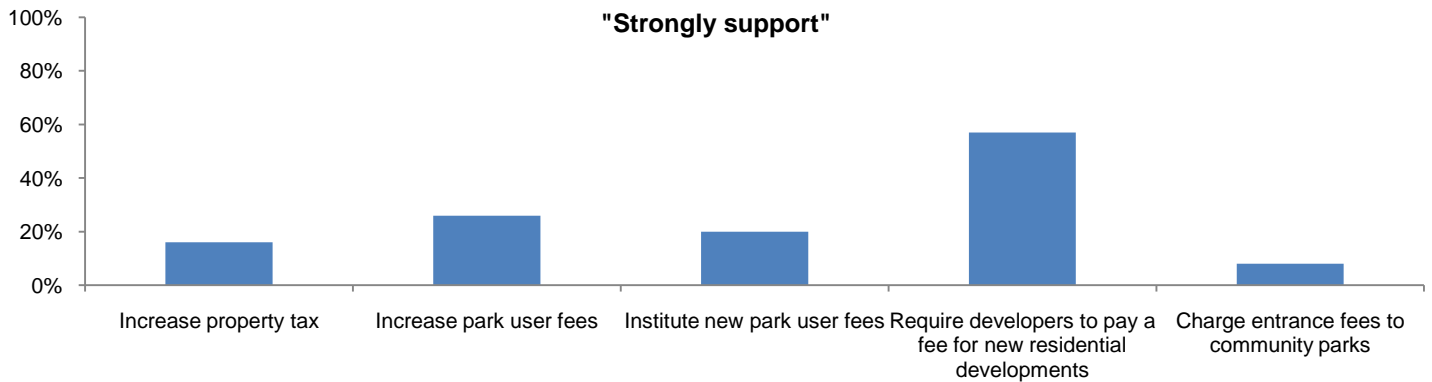
Q29. Which of the following statements do you most agree with? A. The City should increase funding for parks and recreation improvements. B. The City should continue the same level of funding for parks and recreation improvements. C. The City should decrease funding for parks and recreation improvements.

Statement A	24%
Statement B	46%
Statement C	4%
Don't know/prefer not to answer	26%



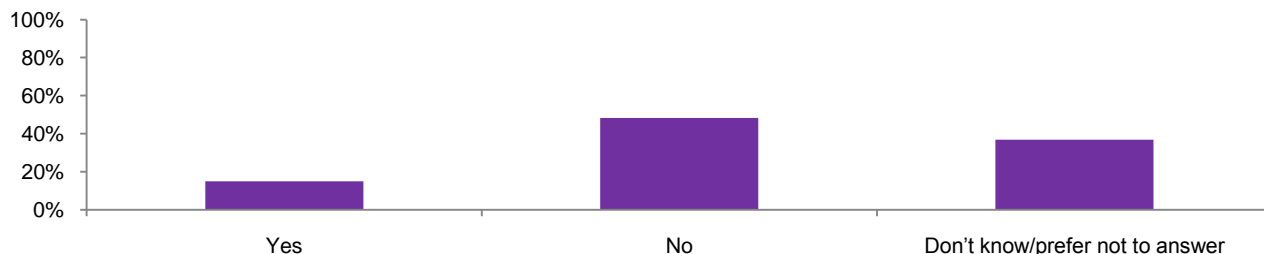
Q30. If A, please review the list of possible funding sources. For each one, indicate:

	Strongly support	Some-what support	Some-what oppose	Strongly oppose	Don't know/pref er not answer
Increase property tax	16%	38%	13%	18%	15%
Increase park user fees	26%	42%	9%	12%	10%
Institute new park user fees	20%	41%	14%	13%	11%
Require developers to pay a fee for new residential developments	57%	21%	6%	5%	11%
Charge entrance fees to community parks	8%	15%	20%	44%	13%



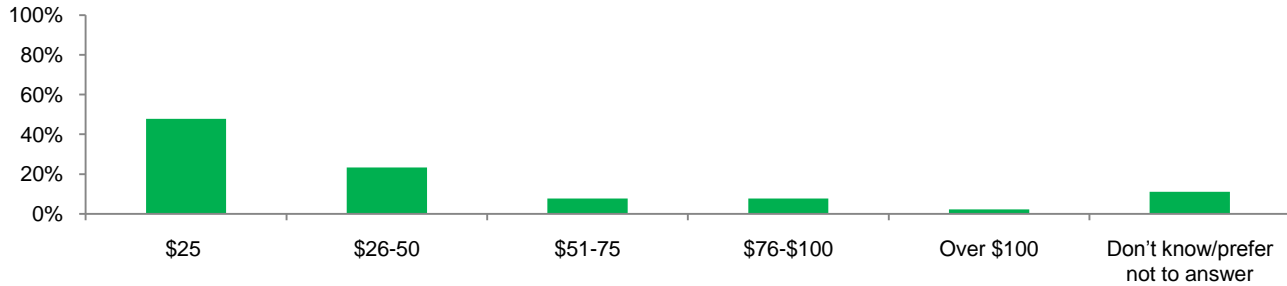
Q31. Funding: Community Parks Association: The Community Parks Association is a local foundation that raises funds to assist in the acquisition and development of Eau Claire Parks. Would you be interested in becoming a Friend of the Eau Claire Community Parks Association?

Yes	15%
No	48%
Don't know/prefer not to answer	37%



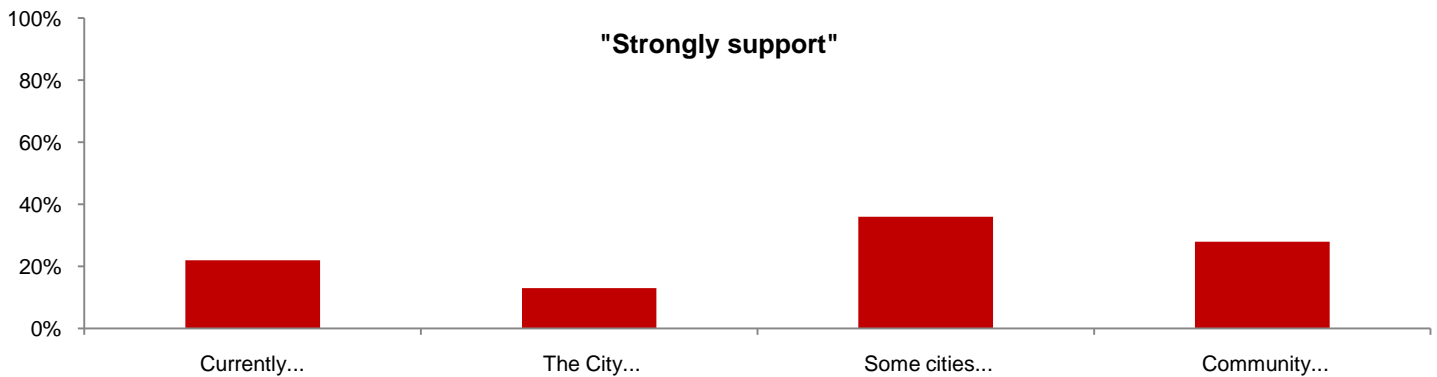
Q32. If yes, how much would you be willing to pay for an annual membership/contribution to a Friends group?

\$25	48%
\$26-50	23%
\$51-75	8%
\$76-\$100	8%
Over \$100	2%
Don't know/prefer not to answer	11%



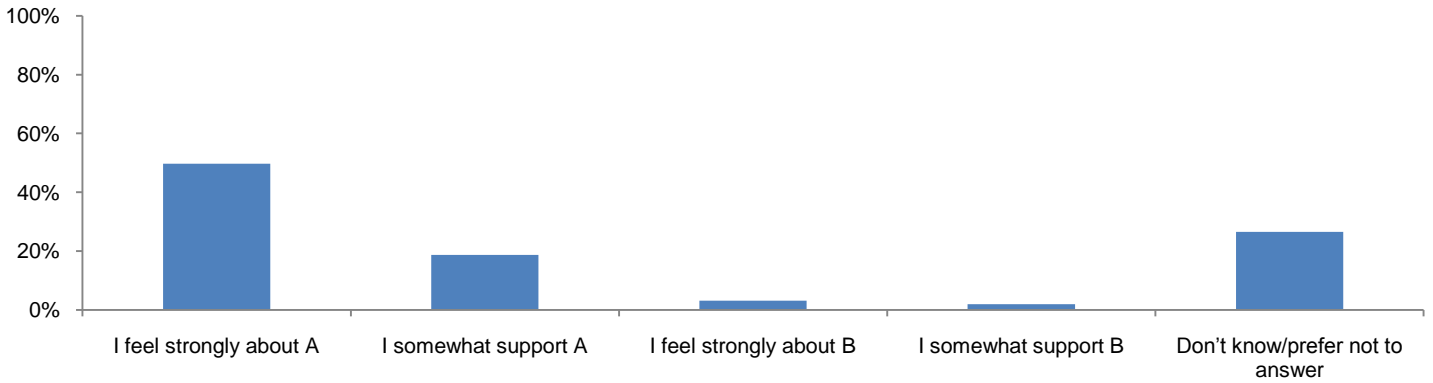
Q33. For each of the following statements, please indicate your opinion:

	Strongly support	Some-what support	Some-what oppose	Strongly oppose	Don't know/prefer not answer
Currently, the City operates public boat landings with no boat launch fee. Do you support or oppose the requirement that boaters pay a fee to use these facilities?	22%	27%	11%	12%	29%
The City of Eau Claire Parks and Recreation Department may be asked in the future to combine and consolidate operations with other parks departments. This would result in reduction of costs, but also a reduction in the level of service offered to residents. Would you support or oppose this consolidation?	13%	27%	17%	9%	34%
Some cities have coordinated programs and services with area non- profit organizations, such as the YMCA, Boys and Girls Club, School District and UW-Eau Claire, to better serve their communities' needs. Do you support or oppose the City supporting this coordination with area non-profit organizations.	36%	28%	4%	2%	30%
Community gardens are public lands that are made available to residents for the purpose of growing their own produce. Do you support or oppose the City allowing community gardens to develop in city parks?	28%	26%	10%	9%	27%



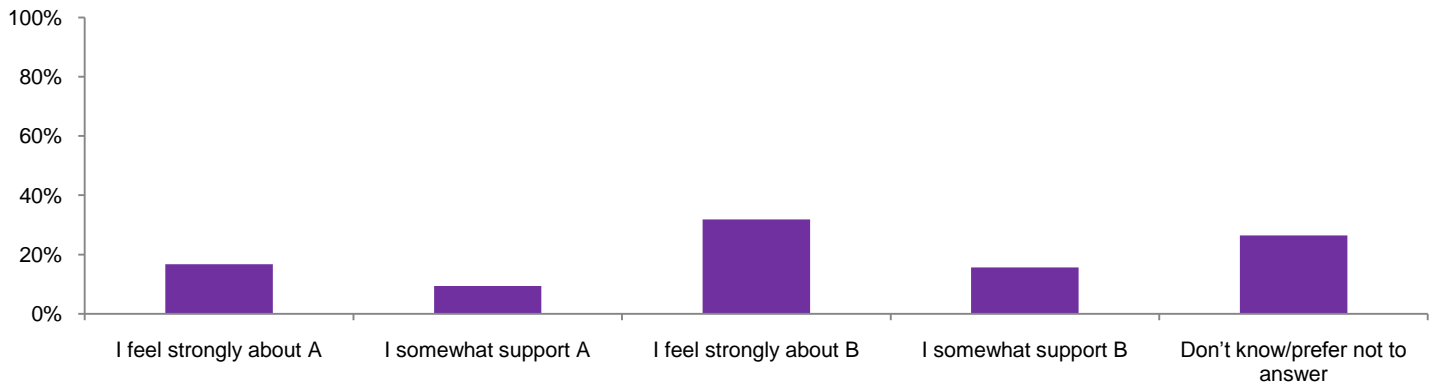
Q34. Choice 1 A. Fix up existing park and recreational areas B. Buy more parkland in developing areas

I feel strongly about A	50%
I somewhat support A	19%
I feel strongly about B	3%
I somewhat support B	2%
Don't know/prefer not to answer	27%



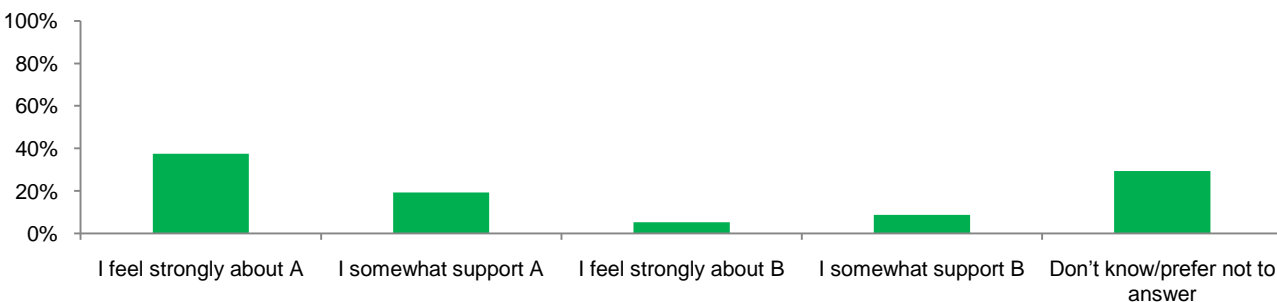
Q35. Choice 2 A. Continue to have the City Parks and Recreation Department maintain all park areas B. Encourage citizen volunteer groups to assist in the maintenance and upkeep of parks areas, such as through an 'adopt a park' program, to reduce operating expenses

I feel strongly about A	17%
I somewhat support A	9%
I feel strongly about B	32%
I somewhat support B	16%
Don't know/prefer not to answer	27%



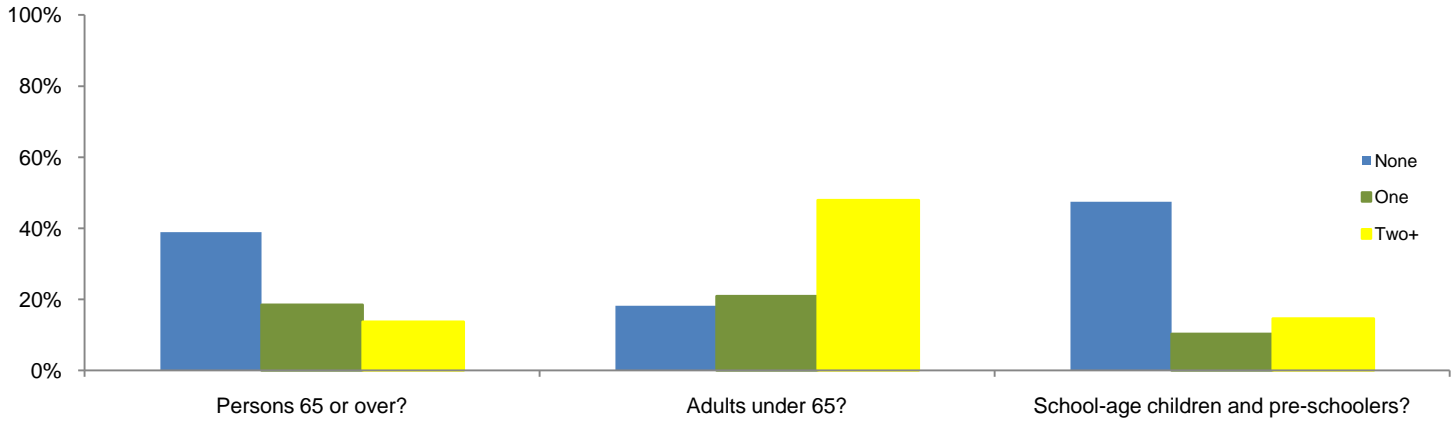
Q36. Choice 3 A. Continue to have the City Parks and Recreation Department maintain all park areas at current levels B. Reduce maintenance of parks, such as cutting the grass, in an effort to reduce operational costs

I feel strongly about A	38%
I somewhat support A	19%
I feel strongly about B	5%
I somewhat support B	9%
Don't know/prefer not to answer	29%



Q38. How many people in each of the following age groups live in your household?

	None	One	Two+	Don't know/prefer not answer
Persons 65 or over?	39%	18%	14%	11%
Adults under 65?	18%	21%	48%	8%
School-age children and pre-schoolers?	47%	10%	15%	13%



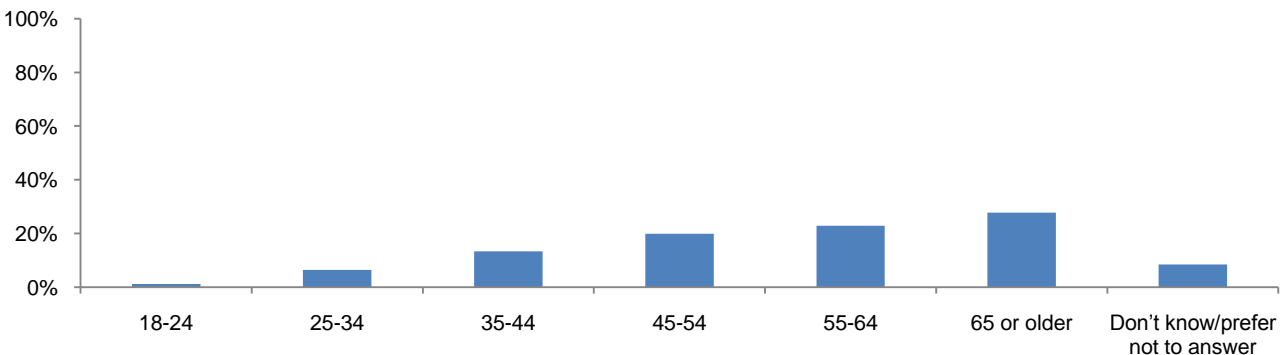
Q39. Do you own or rent your present residence?

Own	74%
Rent	18%
Don't know/prefer not to answer	8%



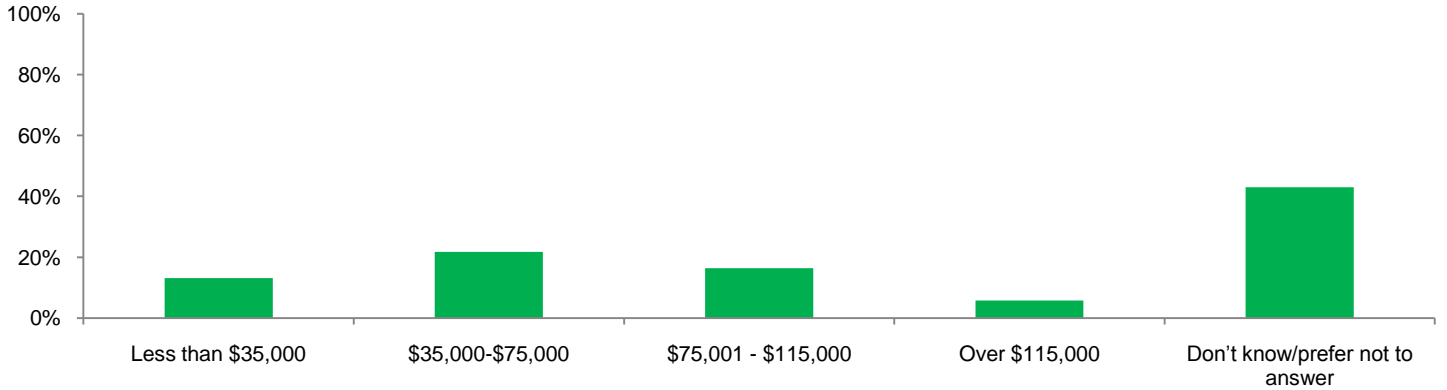
Q40. What is your age?

18-24	1%
25-34	6%
35-44	13%
45-54	20%
55-64	23%
65 or older	28%
Don't know/prefer not to answer	8%



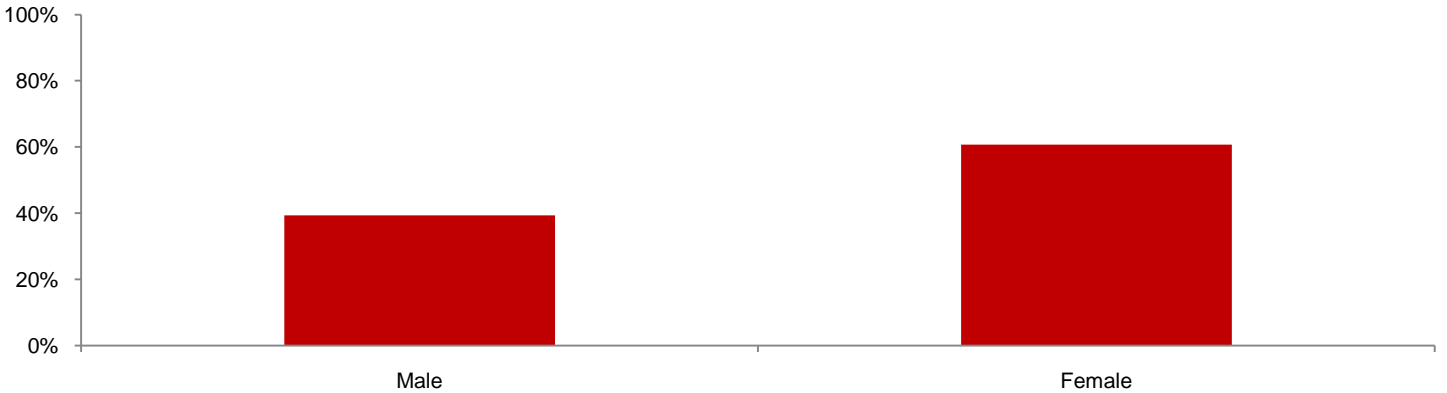
Q41. Which of the following categories contains your total household income for last year?

Less than \$35,000	13%
\$35,000-\$75,000	22%
\$75,001 - \$115,000	16%
Over \$115,000	6%
Don't know/prefer not to answer	43%



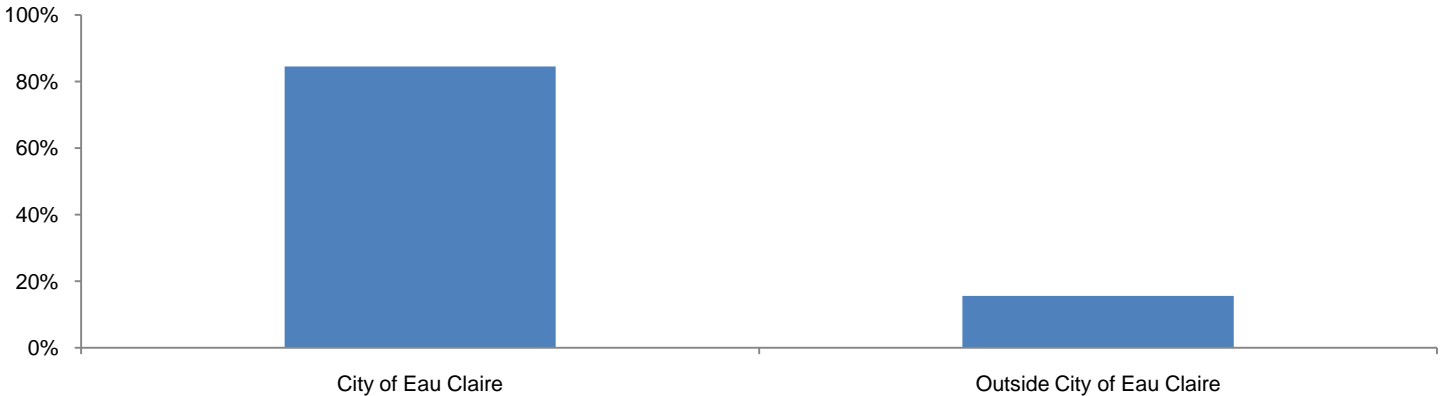
Q42. Gender

Male	39%
Female	61%



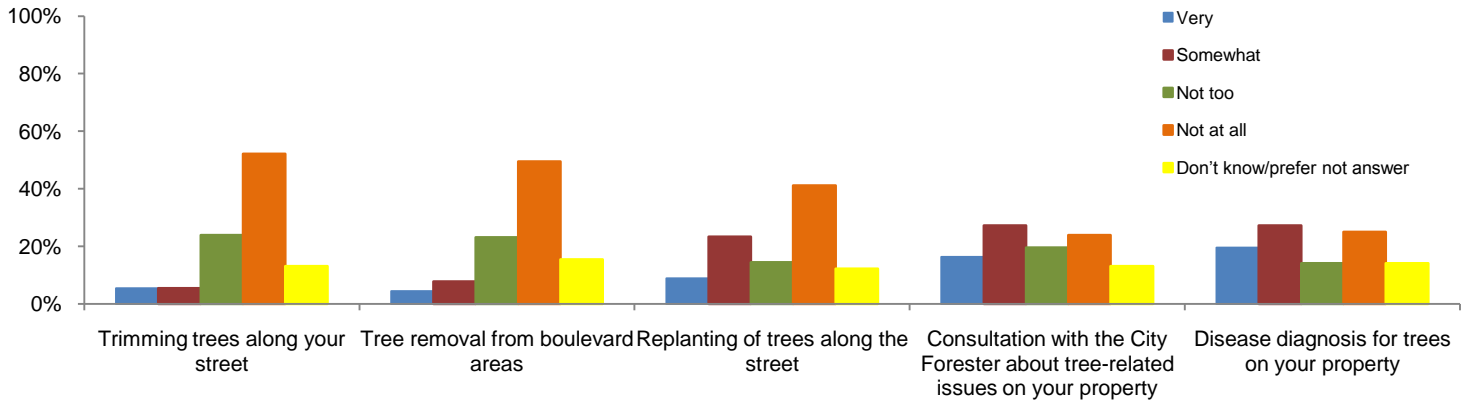
Q43. In what region do you live?

City of Eau Claire	85%
Outside City of Eau Claire	16%



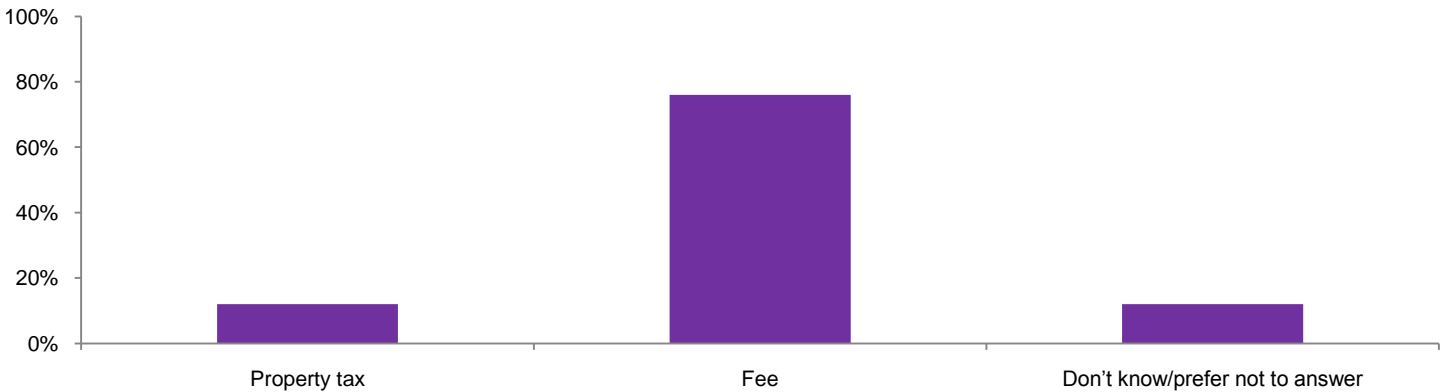
Q44. The following is a list of services the City of Eau Claire could provide to your area. For each one, please indicate whether you'd be interested in paying for that service.

	Very	Some what	Not too	Not at all	Don't know/prefer not answer
Trimming trees along your street	5%	5%	24%	52%	13%
Tree removal from boulevard areas	4%	8%	23%	49%	15%
Replanting of trees along the street	9%	23%	14%	41%	12%
Consultation with the City Forester about tree-related issues on your property	16%	27%	20%	24%	13%
Disease diagnosis for trees on your property	20%	27%	14%	25%	14%



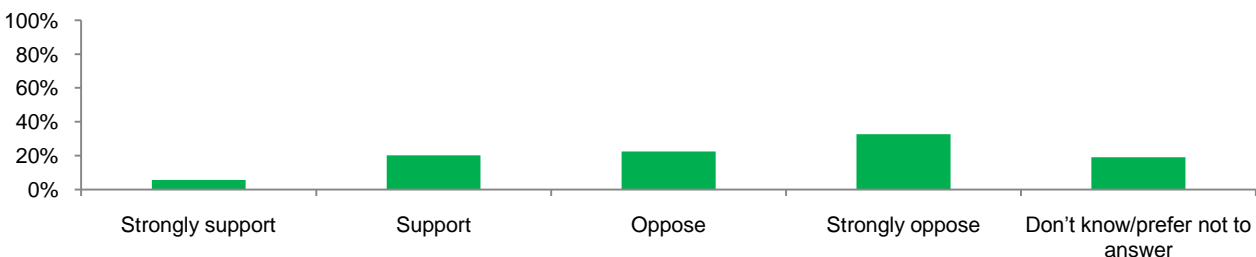
Q45. If "Very interested" or "Somewhat interested" in paying for some or all of these services, how would you prefer to pay for using that service?

Property tax	12%
Fee	76%
Don't know/prefer not to answer	12%



Q46. As a non-city resident, you are currently charged non-resident fees for enrolling in or using various City of Eau Claire programs and facilities. Would you support or oppose a small increase in your property taxes to pay for these recreational programs and facilities and not pay a non-resident fee?

Strongly support	6%
Support	20%
Oppose	23%
Strongly oppose	33%
Don't know/prefer not to answer	19%



Appendix B: Open Ended Comments

The following comments have been compiled and alphabetized. Please note that open ended comments represent one person's opinion and do not necessarily reflect the opinion of the community as a whole.

Although I think that the Parks and Recreation Department does a wonderful job, I do not use facilities due to my age.
Believe they are putting too much stuff in Carson Park! Would like to see Free beaches. Would like to see Half Moon beach open again. Also would like Half Moon Lake get an even flow in it again. She was born in Eau Claire. Left and returned 20 years ago. She doesn't feel they should continue to put schools along half moon lake, keep houses there! Also bring back canoe rental!
Better care of grass areas around Half Moon Lake. Open up an even flow in the Lake.
Better mowing and better maintained tables.
Better mowing of grass on the bike trails and the median on Clairmont.
Better tree removal when trees have fallen.
Bullies should not be allowed to play on the childrens teams (i.e. T-Ball)
Carson Park Backbone of the town. They need to make it possible for the local teams to use Carson park, in a cost effective way. It hurts the city!!! Very upset about the increase in cost. This has caused a lot of teams to play at other parks.
Carson Park is the best park! The prettiest park is Phoenix, with the farmers market. Eau Claire has the best park system. Actually came back to Eau Claire to retire.
Carson park is their favorite park, like to the grand children. Hopes to see more concerts in the park.
Hopes to see more farmers markets in other areas.
Cut out all the frills, we don't need anything extra.
Do not have an opinion about the Parks and Recreation Department. I do not use any park facilities.
Do not remove the ash trees unless you are certain they are diseased. I think the community would care more about the parks if they were involved in the upkeep.
Do not use most park/recreation facilities. I do use the walking trails occasionally, and would like to see more benches along the trails.
Does not use the facilities
Does not want to see any tax increases because of Parks and recreation, because she is not involved in any way. She never goes to parks, or any recreational events.
Doing a good job, thank you for doing the survey. Enjoy the opportunities the Park Department provides.
Don't use parks, wife is ill
Eau Claire has too many programs and spends too much money!, We have more than we need
Eau Claire maintains things well. Keep doing the good job they are.
Eau Claire parks are an essential resource for everyone no matter what age, and is critical to the identity of the city.
Facilities need to be upgraded for handicapped & elderly persons, perhaps provide transportation to activities. City is spending a lot and being wasteful on some things, such as the lights at Mt.Simon Park, and having facilities that are not being used i.e. boat launches that people are not aware of.
Fairfax pool should operate all year round, in winter as a indoor hockey rink. Carson Park is gem and should be kept that way. The water flow should be corrected in Half Moon Lake, so you won't need as much chemicals to maintain it.
Feels that people should get involved with park cleaning and maintenance. Feels very strongly about the adopt a park program. She feels children should get involved during summer breaks. Make it a fun time. She says if folks took pride in their community it would reduce costs. She feels parks are safe, and also safe to walk on sidewalks and walkways.
Feels there should be less grills, and more tables at the parks. Feels roads leading to the parks should be better maintained and repaired.

Feels they really need to do something about the green in Half Moon Lake. Whatever is currently being done is not working!

Felt she and her children do not go to parks and recreation areas enough to give us her opinion.

Felt she has not live in the Eau Claire Area long enough. She has lived there less than six months and does not know anything about the parks and recreation in the area, as of yet.

Felt that Parks needed better upkeep.

Felt that she was too old to properly answer any questions about parks, trails and recreation areas. She said she was to 'tired' and spends most of her evenings sleeping.

Fixing up the parks is nice but do not want to see city put more money into fixing them. up

Flood existing ice rinks on Mitscher for example. Take better care of grass. Instead of starting anything new, take better care of what we have. Hopes city gets better with plowing.

For all ages we should maintain quality of the parks.

For the Boat Landing: Our money has been used to build them and we should use of them without a fee. From Lacrosse WI, moved here about 4 to 5 years ago. They should try to take more advantage of the River, and bring people to Parks more.

Half Moon lake herbicide ok to continue as long as they don't effect fish and wildlife.

Half moon lake is falling apart, let's take some pride.

Half moon Lake is not being taken care of properly. It should be better looked after, because it is part of the history of the city.

Half Moon lake needs to be taken care of better, too green and better grass cutting!

Half Moon lake, should be able to keep it up better with the amount of work they do. Feel strongly about bathrooms being made available parks.

Half Moon Lake, would like to see better chemicals used that are safer.

Happy with how beautiful the parks are in our city and state. Thankful we don't live in a desert, and have all that 'sand'.

Happy with things

Has lived in the City for 1 year. He rarely goes or never goes to many of the parks accept Carson Park. He spends a lot of time there with his 'lady' friend. He is very impressed by this park. He also likes the Handicap access at the Chippewa River.

Have not lived in the area long.

Haven't lived in the area long.

He has lived in the City of Eau Claire and has not been to any the parks, pools or such. He felt that any opinions he gave would not be of value.

He has lived in the City of Eau Claire for about 2 years. He felt he wasn't qualified to answer the questions because he doesn't visit the parks and has not been involved in any rec. programs.

He stated he misses Neighborhood activities and supervision in area parks. He stated he felt that Mischer park was always filled with happy children. He would like to see them flood mischer park this year for ice skating. He felt that when they don't it takes away the fun of what a neighborhood is suppose to be. He also felt that user fees should be based on income, on a sliding scale. Folks who have little should be charged very little or free. He felt that folks who are in higher income brackets should be charged more. Same with amount of taxes going to parks and rec.

He was a 'special' needs person, and felt strongly about having programs for special needs folks.

He was very angry that we called him. He said that he feels he should be on our do not call list. He said I could take my survey and place it somewhere. He said don't ever call him again or he will chew us out!

Her favorite park is Carson Park.

Homeowner should pay for ash trees.

Hopes that the survey goes well. Really had no opinion and wished me luck with the survey. Felt that their opinion really wouldn't effect any future decisions.

I am 85 years old and don't use the parks much, but I like Carson Park.

I am an elderly man and do not use many recreation facilities. I do go to the concerts in the parks and think they are great.

I am elderly and do not use any parks and facilities. (5)

I am elderly and do not use any parks or recreation facilities. However, I do not think people should be allowed to drink in the public parks. Also, I think there should be more garbage cans in the parks.

I am elderly and do not use many of the facilities. I enjoy going to the city parks and watching the baseball games.

I am elderly and live in an assisted living facility. I do not know about or use any of the programs and/or facilities.

I am in a wheelchair so I do not use the park facilities. From what I hear from my friends they are wonderful, but I do not have a personal opinion.

I am new to the area and do not know very much about programs and facilities offered.

I do not think alcohol should be allowed in the parks. Also, I oppose changing the name of any of the city parks.

I do not use any park facilities.

I do not use any of the Park/Recreation facilities. I do not know very much information about the Parks or what is offered. I feel that I am too old to use parks.

I do not use any park facilities anymore, but I did when my children were younger. I do enjoy taking my grandkids to the concerts in the park. I do not think alcohol should be allowed in the city parks.

I enjoy the Fairfax Municipal Pool just the way it is. I do not think it should be turned into a water park by adding slides and such. I think the money it would cost to add such features can certainly be used in other ways that would better serve the community

I feel I am too darn old to be answering survey questions about parks and recreations.

I feel like we pay lots of money but never see it in the parks

I have a sick husband and we don't go out much.

I have been in the area less than a year and do not know much about the Parks and Recreation Department. I would be interested in Active Adult programs, Adult Fitness classes, and any other programs pertaining to older adults.

I have lived in the area for most of my life, 87 years old and don't use the parks.

I have lived in the city just under a year now and am blown away by the Parks and Recreation Department, which does a wonderful job at providing services to the community. I enjoy all the bike trails and visit Carson Park often. I also enjoy the concert

I have not used any park facilities in about 10 years. From what I remember they were very nice at the time. I just moved to the area a few weeks ago and am unfamiliar with the Parks and Recreation Department at this time, but would like to learn more. I have heard great things about the bike trails and look forward to experiencing them this summer.

I lived in the area years ago and recently moved back, I have mobility issues so I don't use the parks now, but when I was able I enjoyed it.

I love Carson Park, but it needs more flowers. I have enjoyed the concerts too.

I only use the bike trails, no other facilities. I very much enjoy the trails.

I really enjoy the walking and bike trail.

I regret that Clairemont Road is not maintained properly with grass cutting. Our town looks shabby. We should have pride in Eau Claire and present it to our best.

I think that residents should be able to purchase a yearly pass to use the boat launching facilities rather than pay a fee each time, but I am in favor of a fee being opposed.

I think that the Community Gardens should require a fee.

I think that the programs and facilities should all be maintained rather than reduced. I was sad to see a lot of parks and facilities close over the years. Also, I do not think alcohol should be allowed in the city parks. I think the city parks are wonderful. I very much enjoy the parks and trails. I think the city does a wonderful job at providing programs for people of all ages.

I think the condition of the parks is good. However, there is a parking issue if you go to any of the concerts.

I think the Park Department should continue to be supported by the citizens of Eau Claire, because the Park system is a huge asset. However, too much money was spent on the Phoenix Park project, could have been used for additional services. Also, no local suppliers or contractors were used.

I think the parks and facilities in the city are wonderful!

I think the parks and trails are very beautiful, but I am an elderly woman and do not use any parks or facilities.

I was very disappointed with the youth baseball program offered by the city of Eau Claire Parks and Recreation Department. I enrolled my son in the program, but ended up pulling him out and signing up with the National Little League instead. I was unhappy

I would like to see more community gardens added. I am currently on a waiting list, so therefore there is obviously a need. I think the Parks and Recreation Department does a wonderful job, and bike trails are great.

I would like to see more garbage removal at parks. Also, restroom facilities and drinking fountains.

I would like to see more programs offered for families rather than just children or adults. Also I do not think alcohol should be allowed in the parks.

I would like to see the roadway through Carson Park fixed.

If people want more stuff then they should volunteer for it.

Impressed with Phoenix Park. Impressed with Farmers Markets on Weekends.

Increase family areas

Increase maintenance on trails and water trails at Carson Park. Fix up park to continue a showcase.

It is a mystery to me that Eau Claire, in effect, hides one of its crown jewels by allowing overgrowth of junk vegetation along the Chippewa river. This is especially obvious in Owen Park.

Just moved there in the last two years. She feels the parks are beautiful and would hate to see any reduction in maintaining or how they look.

Just moved to the area a few months ago, do not know much about the Parks/Recreation Department.

Just moved to the area and do not know anything about the Parks/Recreation Department, however would like to learn more.

Just moved to the area, not familiar with everything just yet.

Just moved to the area. Is planning on having a wedding at the park off Dulbert Road. She is looking forward to exploring the parks and recreation in Eau Claire.

Keep the lake at lower phosphate and eutricification. It would be a good idea to reduce cutting of grass as you feel they do it too often.

Keep the pool. Continue mowing at the parks.

Keep up the good work.(2)

Like to see the winter ice rinks open more! Keep summer programs with the college students supervising events activities.

Liked recent changes to website. Would hate them close or stop cutting grass to reduce costs. Does feel more people will volunteer and not cut people's jobs.

Lives in country not even near the city, per resident.

Lives in Pleasant Ville, and not in the City

Lives in Pleasantville

Lives just outside the city limits.

Love all the classes that offered at reasonable prices. Uses parks daily and feels there very important.

Love the bikeways, use them almost daily

Loves Carson Park, Phoenix park in spring time.

Loves Community Gardens. Strongly supports the way they are taking care of the bike trails.

Loves the parks and programs. Please maintain what we have

Loves the parks and rec areas. Takes grand kids often.

More arts in the parks, concerts. Like to see more diversity in parks, more classical music.

More restrooms in the parks.

More supervised programs at the playgrounds.

More variety of music at the concerts in the parks. Something for kids and adults alike.

Moved to Eau Claire less than a year ago, do not know much about the Parks and Recreation Department. I am 72 years of age and will probably not be using the facilities.

My husband and I are elderly and do not use any parks, facilities, or services. However I think the parks are beautiful.

Need more access to facilities for special needs children.

Need more info on the cost, comparatives of organic herbicides. Portable restrooms in the park are fine.

Needs more stuff on south side. Rod and Gun is the best place for picnics. Need more mini golf places. Better beaches. More tot friendly playgrounds and play grounds with military type that are kids friendly.

New to the area, senior citizen

Not aware of the dog parks

Our taxes went up \$300 last year already, hire new city workers for less money lots of people need work.

Outside of the City.

Parks and Rec is doing a good job (2)

Parks and Recreation is doing a great job. There is a wonderful balance of activities for families and individuals.

Perhaps there can be more dollar days at Fairfax Park. Some cuts could be made across the board to be as fair as possible.

Playgrounds use to have staff from 1pm-4pm, the staff at the playgrounds would work with them on art programs. Would like to see them bring that back, but have users pay a fee to use the service.

Please find alternative to using chemicals like roundup on the grass. Would like more organic gardening

Please keep parks maintained at current levels.

Pleased with Phoenix park, and Riverview and front development. Hoping for donations from folks.

Question: Are the herbicides used harmful to wildlife?

Repair sidewalks going down Riverview. More park type activities.

Says she never visits the parks but supports any improvements that need to be made. She feels that parks are important to the City.

She currently lives in a 'Senior' Apartment. After 76 years of living in Eau Claire, she is moving out of town forever.

She felt she was too old and has only lived in the area for the last six years. She felt that she didn't know enough about the parks with in the city. She stated she rarely ever goes to any of them or is involved with any recreation programs.

She has live in the City of Eau Claire all her life, but moved away for 4 years and recently returned. She felt that she was not versed enough in how the parks are as of recent.

She has live in the City of Eau Claire for only about a week. She said the Parks were very nice in passing, but she has not visited one yet!

She has lived in the City of Eau Claire for less than a year. She has not been to any of the parks and felt that she was not able to answer the questions in a way that would be helpful to us.

She is moving out of the city at the End of May. She has really no further opinions about the parks and recreation department then the questions she briefly answered with me.

She is new to the area as of about 1 year to 2 years. She moved there from another area of Wisconsin.

She felt she did not know a lot about the parks and recreation within Eau Claire.

She said she has no children and prefers to stat at home. Since living in Eau Claire, she has not visited any of the parks, pools or recreation areas.

She said she really doesn't go to the parks much, or have anything to do with any of the recreations offered. She felt the parks were very beautiful from what she has seen.

She stated she is 80 years old and never uses any of the parks, pools or any recreation areas. She felt that it was important to keep up the beauty of the parks.

She stated that she has asked not to be called on two other calls. She is not interested in Parks and recreation. She is not interested in an future plans the City of Eau Claire has concerning any of the trails, parks, pools or any. She said not to call her for any future reasons.

She stated that she is not involved enough with recreation or parks, to accurately give us a good answer to all the questions.

Shorter survey

Should have free classes for underprivileged kids, parks are very nice and a benefit to the city. Mike Higgins is doing well.

Should have to pay fees help with costs

Sledding at Pinehurst is too dangerous for kids!

Soccer Program is awesome

Stated they are moving in two weeks. She took some time to answer some of the questions with me. She is moving to Madison in two weeks.

Strongly support and Love neighborhood parks

Swimming Pool on the westside, indoor or outdoor.

The City needs to adjust the Parks and Recreation budget upward.

The city should privatize the all aspects of the care of the facilities, such as trash collection, mowing etc. I think Half Moon Lake was cleaner when there was a tunnel like back in the 70's.

The Eau Claire area NEEDS a spray park for young children/toddlers!

The facilities (including restrooms) need to be updated to be more handicap accessible. I am in a wheel chair and do not use the parks and facilities often mainly for this reason.

The park on Robin Road needs more attention. There are no baskets for recycling or trash items. Trash is left all over the park and accumulates. Many times the grass has not been mowed. There is a building but I don't know what it is used for or if it

The return of ice skating rinks in the parks. You would like to see them stop closing ice rink because of park meetings at the warming house.

There is some difficulty navigating the website, so please continue to provide the hard copies.

They are currently living in a retirement community and will be moving to Florida very soon.

They are 'part time residents'. They also have another home somewhere else. They would like to see more off leash dog parks. They currently use the dog park and would like to see more.

This is way too long, people won't do it.

Tired of seeing the bathrooms locked up, and you don't like to use the portable bathrooms.

Too many unleashed dogs on the ski trails. Not acceptable.

Travels during summer and is rarely in town. Does not visit the parks or recreational areas.

Try to be conservative with what we have.

Upgrade Filtration at the Community pool. Skip Lazy river improvements.

Use to use Fairfax pool quite often. Kids are grown so rarely now

Uses Parks once or twice a year, takes grand children fishing in Carson Park. Thinks the parks in good condition.

Vehicles kills plants, they sink the bottom and decay.

Very disappointed in the 'Boyd' Ice rink. The Circle Skating is terrible. She would like to see them go back to a 'full rink'. She feels it is too crowded, dirty and no fun.

Very proud and pleased with Carson park. Also the sports area, the trails and parks. See every well maintained.

Was disappointed that they still have not received the magazine for kids with the playground schedules. She was wanted to see that sent out and if they are no loner doing such, she said she would be disappointed.

Was upset that the rink warming was closed because it was too cold and yet all the employees from parks and rec were having a meeting. Support Adopt park program if the city actually reduces operating costs and caps what spends.

Weight what is necessary function and what things are costing. Don't fix it if it's not broke.

Well maintained.

Wishes to be removed from other future calling projects. She doesn't care about parks or recreation areas. Would hate to see Half moon lake fill in. He feels the city disturbed balance lake and only the city can set it right.

Would like Fairfax Park under private operation.

Would like to see Fairfax pool increase picnic areas and compete with the water park on the south side.

Would like to see hockey offered as a youth sport. Boyd Park should have a fence by the river. Would like to see more Cross Country skiing and snow shoe trails. Upset that trees were cut down to build bike trail by the highway. Would like to see Mount Tom open for picnics and hiking/biking trails.

Would like to see improvements in Carson Park maintenance.

Would like to see more areas that you can bring your dogs on a leash that provide dog bags.

Would like to see more bike trails.

Would like to see off leash beach/dog park. If in works, would like to receive info.

Would like to see the parks send more info, and allow the community Gardens.

Would like to see the train go all around Carson Park, and more things added to Carson Park.

Would strongly oppose any fees for launching boats, or parking or entrance fees.

You feel that they should charge for most programs, and lower tax on home owners.

You Go Eau Claire Parks Departments

You mow the grass at Baseball Park too often and trash removal on Sunday mornings is not needed.

QUESTION-SPECIFIC COMMENTS

#15 place trees on Boulevards between sidewalks, streets, and on city property.

#20 homeowner/property owner if on property; combination of city and property owner if on boulevard

#22 Is there no natural/organic option?

#22 this is a bad question it assumes I support one or the other. I don't like herbicides.

#22 What other alternatives are there?

#24 Some things are more than worth the extra cost!

#26 don't compete with water parks.

#27 Let volunteers or other groups provide the rest. No wonder the city is short of money!! Half moon lake?

#27 not enough garbage cans-specifically at the gazebo at the corner of 1st Ave+W.Grand-results=litter

#30 Down hill ski & tubing

#30 restrooms

#31 Poor fairly centrally, located in the city.

#31 Private changing areas! Provide some curtains for women's room.

#31 this is another bad question, none should be a choice

#32 Cut budget by 50%

#36 Choice 3 College help @ less pay?

#36 I feel strongly about A and I somewhat support B (4)

#36 These questions does not offer strongly support or strongly does not support, what does feel strongly mean?

#37 Anybody drawing unemployment should "volunteer" so as to receive his check, too.
#37 Feel strongly about A and B
#37 I feel strong about A & I feel strongly about B
#37 I feel strongly about A and I somewhat support B (2)
#37 I somewhat support A and I somewhat support B
#37 I somewhat support A and I strongly support B (2)
#37 Seasonally
#38 Choice B = NO!!
#38 Feel strongly about A and B
#38 I feel strongly about A and I somewhat support B
#38 I somewhat support A and I somewhat support B (2)
#38 Somewhat support and somewhat oppose and wrote "depends"
#40 As long as neighborhoods agree
#41 Choice 1 and 3-somewhat support A and somewhat support B;Choice 2-somewhat support A and don't know
#41 Choice 1 marked strongly about A and somewhat support B; Choice 2 marked somewhat support A and strongly about B
#41 Choice 1 selected both strongly about A and somewhat support B;Choice 2 selected both strongly about A and strongly about B; Choice 3 selected both strongly about A and somewhat support B
#41 Choice 1-2 B vote oppressed; Choice 3-somewhat support A and somewhat support B
#41 Choice 1-3 strongly about A and somewhat support B (2)
#41 Choice 1-strongly about A and strongly about B; Choice 2- strongly about A and somewhat about B; Choice 3-oppose B
#41 Choice 2 I somewhat support A & I somewhat support B

Appendix D: Survey Instrument

CITY OF EAU CLAIRE PARKS & RECREATION DEPARTMENT COMMUNITY SURVEY

1. Please enter your survey code. If you don't have a code, enter 0 (zero)
2. In what region do you live? City of Eau Claire Outside City of Eau Claire
3. Approximately how many years have you lived in the Eau Claire area?
 0-5 years 6-10 years 11 to 20 years 21 to 30 years Over 30 years Don't know/prefer not to answer
4. Overall, how would you rate the parks and recreation facilities in the City of Eau Claire?
 Excellent Good Fair Poor Don't know/prefer not to answer
5. How safe do you feel in City parks, trails, and recreation facilities?
 Very safe Somewhat safe Not too safe Not at all safe Don't know/prefer not to answer
6. If "not too safe" or "not at all safe": What park, trail, or facility do you feel unsafe? _____
7. Have you visited the City of Eau Claire website? Yes No Don't know/prefer not to answer
8. If yes, was it easy to find parks and recreation information on the website? Yes No Don't know/prefer not to answer
9. Have you visited the City of Eau Claire Parks and Recreation Facebook page? Yes No Don't know/prefer not to answer
10. In the past month, have you visited any of the following social media?
 Facebook YouTube Twitter Blog Don't know/prefer not to answer Other _____
11. How do you prefer to receive information on City of Eau Claire recreation programs, facilities and services? (choose one)
 Website Facebook Newspaper Radio Television E-mail In person at facilities
 Printed Materials (i.e. Prime Times, Newsletters, Flyers, Table Tents, Posters)
 Other _____
 Don't know/prefer not to answer
12. Should Eau Claire city parks be tobacco free? Yes No Don't know/prefer not to answer
13. Which of the following types of activities should the city provide? (choose all that apply)
 Walking trails Biking trails
 Hiking trails Facilities open year round
 Classes Programs (fee-based)
 Programs (free) Other _____ Don't know/prefer not to answer
14. Are you aware of the following information? There is an insect that is predicted to wipe out the ash tree population in Eau Claire, similar to what happened to elm trees in the 1970's. Yes, I was aware No, I was not aware Don't know/prefer not to answer
15. Would you be in favor of city-wide preemptive ash tree removals
(removing trees when they are smaller in diameter are cheaper to remove) Yes No Don't know/prefer not to answer
16. If new trees were to be planted to replace ash trees that were removed, who should pay for the cost of new trees?
 City Homeowner/Property Owner Combination of City and Property Owner Don't know/prefer not to answer

17. How should park facilities be named? (choose all that apply)

- They should be named after:
- ...people based on merit
 - ...community or civic leaders
 - ...streets or other land-markers
 - ...people based on financial contribution
 - ...geographic areas
 - Other _____
 - ...events or people of historical significance
 - Don't know/prefer not to answer

18. The City currently pumps water from the Chippewa River into Half Moon Lake and treats the Lake with herbicides (chemicals) to keep the water clean and usable for recreation. Are you in favor of having the City Parks Department continue to use chemicals to treat the water in Half Moon Lake?

Yes No Don't know/prefer not to answer

19. In general, do you prefer the City Parks Department to use traditional herbicides or organic based herbicides?

- Traditional Organic Don't know/prefer not to answer

20. If organic: Organic herbicides cost considerably more than traditional herbicides.

Do you still prefer organic herbicides? Yes No Don't know/prefer not to answer

21. During the past two years, **how often** have you or members of your household used any of the following park and recreation facilities in the City of Eau Claire?

	Frequently	Occasionally	Rarely	Never	Don't know/ prefer not to answer
Neighborhood playgrounds	<input type="checkbox"/>	<input type="checkbox"/>	<input type="checkbox"/>	<input type="checkbox"/>	<input type="checkbox"/>
Outdoor ice skating rinks	<input type="checkbox"/>	<input type="checkbox"/>	<input type="checkbox"/>	<input type="checkbox"/>	<input type="checkbox"/>
Baseball or softball fields	<input type="checkbox"/>	<input type="checkbox"/>	<input type="checkbox"/>	<input type="checkbox"/>	<input type="checkbox"/>
Soccer fields	<input type="checkbox"/>	<input type="checkbox"/>	<input type="checkbox"/>	<input type="checkbox"/>	<input type="checkbox"/>
Tennis courts	<input type="checkbox"/>	<input type="checkbox"/>	<input type="checkbox"/>	<input type="checkbox"/>	<input type="checkbox"/>
Hobbs Municipal Ice Center	<input type="checkbox"/>	<input type="checkbox"/>	<input type="checkbox"/>	<input type="checkbox"/>	<input type="checkbox"/>
Fairfax Park Municipal Pool	<input type="checkbox"/>	<input type="checkbox"/>	<input type="checkbox"/>	<input type="checkbox"/>	<input type="checkbox"/>
Half Moon Lake	<input type="checkbox"/>	<input type="checkbox"/>	<input type="checkbox"/>	<input type="checkbox"/>	<input type="checkbox"/>
Large Community parks (i.e. Carson, Riverview and Rod & Gun)	<input type="checkbox"/>	<input type="checkbox"/>	<input type="checkbox"/>	<input type="checkbox"/>	<input type="checkbox"/>
Dog Park	<input type="checkbox"/>	<input type="checkbox"/>	<input type="checkbox"/>	<input type="checkbox"/>	<input type="checkbox"/>
Trails and bikeways	<input type="checkbox"/>	<input type="checkbox"/>	<input type="checkbox"/>	<input type="checkbox"/>	<input type="checkbox"/>

22. For each of the following park and recreation facilities, please indicate whether there are currently:

	Too many	Too few	About the right amount	Don't know/ prefer not to answer
Baseball fields	<input type="checkbox"/>	<input type="checkbox"/>	<input type="checkbox"/>	<input type="checkbox"/>
Basketball courts	<input type="checkbox"/>	<input type="checkbox"/>	<input type="checkbox"/>	<input type="checkbox"/>
Beaches	<input type="checkbox"/>	<input type="checkbox"/>	<input type="checkbox"/>	<input type="checkbox"/>
Boat launches	<input type="checkbox"/>	<input type="checkbox"/>	<input type="checkbox"/>	<input type="checkbox"/>
Cross Country ski trails	<input type="checkbox"/>	<input type="checkbox"/>	<input type="checkbox"/>	<input type="checkbox"/>
Golf courses	<input type="checkbox"/>	<input type="checkbox"/>	<input type="checkbox"/>	<input type="checkbox"/>
Gymnasiums	<input type="checkbox"/>	<input type="checkbox"/>	<input type="checkbox"/>	<input type="checkbox"/>
Outdoor hockey rinks	<input type="checkbox"/>	<input type="checkbox"/>	<input type="checkbox"/>	<input type="checkbox"/>
Nature trails	<input type="checkbox"/>	<input type="checkbox"/>	<input type="checkbox"/>	<input type="checkbox"/>
Swimming pool and beach	<input type="checkbox"/>	<input type="checkbox"/>	<input type="checkbox"/>	<input type="checkbox"/>
Picnic areas	<input type="checkbox"/>	<input type="checkbox"/>	<input type="checkbox"/>	<input type="checkbox"/>
Neighborhood parks	<input type="checkbox"/>	<input type="checkbox"/>	<input type="checkbox"/>	<input type="checkbox"/>
Outdoor ice skating rinks	<input type="checkbox"/>	<input type="checkbox"/>	<input type="checkbox"/>	<input type="checkbox"/>
Soccer fields	<input type="checkbox"/>	<input type="checkbox"/>	<input type="checkbox"/>	<input type="checkbox"/>
Tennis courts	<input type="checkbox"/>	<input type="checkbox"/>	<input type="checkbox"/>	<input type="checkbox"/>
Playground equipment	<input type="checkbox"/>	<input type="checkbox"/>	<input type="checkbox"/>	<input type="checkbox"/>
Dog parks	<input type="checkbox"/>	<input type="checkbox"/>	<input type="checkbox"/>	<input type="checkbox"/>
Sledding or tubing areas	<input type="checkbox"/>	<input type="checkbox"/>	<input type="checkbox"/>	<input type="checkbox"/>
Skateboard areas	<input type="checkbox"/>	<input type="checkbox"/>	<input type="checkbox"/>	<input type="checkbox"/>
Adult slow pitch softball fields	<input type="checkbox"/>	<input type="checkbox"/>	<input type="checkbox"/>	<input type="checkbox"/>
Weight training and physical fitness facilities	<input type="checkbox"/>	<input type="checkbox"/>	<input type="checkbox"/>	<input type="checkbox"/>
Trails and bikeways	<input type="checkbox"/>	<input type="checkbox"/>	<input type="checkbox"/>	<input type="checkbox"/>

23. The following is a list of services and facilities that are or could be provided by the city of Eau Claire. For each one, please indicate **how important** that service or facility is to the community:

	Very important	Somewhat important	Not too important	Not at all important	Don't know/ prefer not to answer
Youth sports programs	<input type="checkbox"/>	<input type="checkbox"/>	<input type="checkbox"/>	<input type="checkbox"/>	<input type="checkbox"/>
Youth enrichment programs, such as theater and art classes	<input type="checkbox"/>	<input type="checkbox"/>	<input type="checkbox"/>	<input type="checkbox"/>	<input type="checkbox"/>
Youth swimming lessons	<input type="checkbox"/>	<input type="checkbox"/>	<input type="checkbox"/>	<input type="checkbox"/>	<input type="checkbox"/>
Programs for youth and adults with special needs	<input type="checkbox"/>	<input type="checkbox"/>	<input type="checkbox"/>	<input type="checkbox"/>	<input type="checkbox"/>
Adult sports programs	<input type="checkbox"/>	<input type="checkbox"/>	<input type="checkbox"/>	<input type="checkbox"/>	<input type="checkbox"/>
Adult enrichment programs, such as art and dance classes	<input type="checkbox"/>	<input type="checkbox"/>	<input type="checkbox"/>	<input type="checkbox"/>	<input type="checkbox"/>
Supervision during the summer of neighborhood playgrounds for youth	<input type="checkbox"/>	<input type="checkbox"/>	<input type="checkbox"/>	<input type="checkbox"/>	<input type="checkbox"/>
More outdoor skating rinks	<input type="checkbox"/>	<input type="checkbox"/>	<input type="checkbox"/>	<input type="checkbox"/>	<input type="checkbox"/>
More supervision of outdoor skating rinks	<input type="checkbox"/>	<input type="checkbox"/>	<input type="checkbox"/>	<input type="checkbox"/>	<input type="checkbox"/>
Movies and concerts in the parks	<input type="checkbox"/>	<input type="checkbox"/>	<input type="checkbox"/>	<input type="checkbox"/>	<input type="checkbox"/>
Operation of an outdoor swimming pool	<input type="checkbox"/>	<input type="checkbox"/>	<input type="checkbox"/>	<input type="checkbox"/>	<input type="checkbox"/>
Operation of an indoor ice center	<input type="checkbox"/>	<input type="checkbox"/>	<input type="checkbox"/>	<input type="checkbox"/>	<input type="checkbox"/>
Mowing grass in parks	<input type="checkbox"/>	<input type="checkbox"/>	<input type="checkbox"/>	<input type="checkbox"/>	<input type="checkbox"/>
Athletic fields for baseball and soccer	<input type="checkbox"/>	<input type="checkbox"/>	<input type="checkbox"/>	<input type="checkbox"/>	<input type="checkbox"/>
Maintaining cross country ski trails	<input type="checkbox"/>	<input type="checkbox"/>	<input type="checkbox"/>	<input type="checkbox"/>	<input type="checkbox"/>
Restrooms in the parks	<input type="checkbox"/>	<input type="checkbox"/>	<input type="checkbox"/>	<input type="checkbox"/>	<input type="checkbox"/>
Trash and recycling in parks	<input type="checkbox"/>	<input type="checkbox"/>	<input type="checkbox"/>	<input type="checkbox"/>	<input type="checkbox"/>
"Off-leash" dog parks	<input type="checkbox"/>	<input type="checkbox"/>	<input type="checkbox"/>	<input type="checkbox"/>	<input type="checkbox"/>
Camping	<input type="checkbox"/>	<input type="checkbox"/>	<input type="checkbox"/>	<input type="checkbox"/>	<input type="checkbox"/>
Mountain biking areas	<input type="checkbox"/>	<input type="checkbox"/>	<input type="checkbox"/>	<input type="checkbox"/>	<input type="checkbox"/>
Skateboard facilities	<input type="checkbox"/>	<input type="checkbox"/>	<input type="checkbox"/>	<input type="checkbox"/>	<input type="checkbox"/>
Snowboarding hill	<input type="checkbox"/>	<input type="checkbox"/>	<input type="checkbox"/>	<input type="checkbox"/>	<input type="checkbox"/>
Flower beds in city parks	<input type="checkbox"/>	<input type="checkbox"/>	<input type="checkbox"/>	<input type="checkbox"/>	<input type="checkbox"/>
Community gardens	<input type="checkbox"/>	<input type="checkbox"/>	<input type="checkbox"/>	<input type="checkbox"/>	<input type="checkbox"/>
Half Moon Lake	<input type="checkbox"/>	<input type="checkbox"/>	<input type="checkbox"/>	<input type="checkbox"/>	<input type="checkbox"/>

24. Are you interested in a multi-purpose winter recreation area? Yes No Don't know/prefer not to answer

25. If yes, where would you like a multi-purpose winter recreation area located?

Pinehurst Northwest Community Park Other _____ Don't know/prefer not to answer

26. If yes, what amenities should be included? (choose all that apply)

Jumps Lighting Toe rope Tubing Snow making equipment
 Ice rink Proximity to an ice rink Concessions Cross country trail Snow shoe trail
 Don't know/prefer not to answer

27. What amenities would you like to see added at Fairfax Pool? (choose all that apply)

Family changing rooms Expanded concessions Tot friendly features
 Water playground/spraygrounds More waterslides Lazy river
 More picnic and shade areas More deck chairs Don't know/prefer not to answer

28. Next, is a list of different park and recreation facilities in the community. For each one, please indicate your opinion on continued city funding:

	Strongly support	Somewhat support	Somewhat oppose	Strongly oppose	Don't know/ prefer not to answer
Neighborhood parks and playgrounds	<input type="checkbox"/>	<input type="checkbox"/>	<input type="checkbox"/>	<input type="checkbox"/>	<input type="checkbox"/>
Community parks (such as Carson Park, Riverview Park, Mount Simon Park)	<input type="checkbox"/>	<input type="checkbox"/>	<input type="checkbox"/>	<input type="checkbox"/>	<input type="checkbox"/>
Trails and bikeways	<input type="checkbox"/>	<input type="checkbox"/>	<input type="checkbox"/>	<input type="checkbox"/>	<input type="checkbox"/>
Fairfax Park Municipal pool	<input type="checkbox"/>	<input type="checkbox"/>	<input type="checkbox"/>	<input type="checkbox"/>	<input type="checkbox"/>
Hobbs Ice Center	<input type="checkbox"/>	<input type="checkbox"/>	<input type="checkbox"/>	<input type="checkbox"/>	<input type="checkbox"/>
Athletic fields and courts	<input type="checkbox"/>	<input type="checkbox"/>	<input type="checkbox"/>	<input type="checkbox"/>	<input type="checkbox"/>
Half Moon Lake	<input type="checkbox"/>	<input type="checkbox"/>	<input type="checkbox"/>	<input type="checkbox"/>	<input type="checkbox"/>

29. Which of the following statements do you most agree with? Don't know/prefer not to answer

- A. The City should increase funding for parks and recreation improvements.
- B. The City should continue the same level of funding for parks and recreation improvements.
- C. The City should decrease funding for parks and recreation improvements.

30. If A, please review the list of possible funding sources. For each one, indicate:

	Strongly support it	Somewhat support it	Somewhat oppose it	Strongly oppose it	Don't know/ prefer not to answer
Increase property tax	<input type="checkbox"/>	<input type="checkbox"/>	<input type="checkbox"/>	<input type="checkbox"/>	<input type="checkbox"/>
Increase park user fees	<input type="checkbox"/>	<input type="checkbox"/>	<input type="checkbox"/>	<input type="checkbox"/>	<input type="checkbox"/>
Institute new park user fees	<input type="checkbox"/>	<input type="checkbox"/>	<input type="checkbox"/>	<input type="checkbox"/>	<input type="checkbox"/>
Require developers to pay a fee for new residential developments	<input type="checkbox"/>	<input type="checkbox"/>	<input type="checkbox"/>	<input type="checkbox"/>	<input type="checkbox"/>
Charge entrance fees to community parks	<input type="checkbox"/>	<input type="checkbox"/>	<input type="checkbox"/>	<input type="checkbox"/>	<input type="checkbox"/>

31. Funding: Community Parks Association: The Community Parks Association is a local foundation that raises funds to assist in the acquisition and development of Eau Claire Parks. Would you be interested in becoming a Friend of the Eau Claire Community Parks Association?

- Yes No Don't know/prefer not to answer

32. If yes, how much would you be willing to pay for an annual membership/contribution to a Friends group?

- \$25 \$26-50 \$51-75 \$76-\$100 Over \$100 Don't know/prefer not to answer

33. For each of the following statements, please indicate your opinion:

	Strongly support	Somewhat support	Somewhat oppose	Strongly oppose	Don't know/ prefer not to answer
Currently, the City operates public boat landings with no boat launch fee. Do you support or oppose the requirement <u>that boaters pay a fee</u> to use these facilities?	<input type="checkbox"/>	<input type="checkbox"/>	<input type="checkbox"/>	<input type="checkbox"/>	<input type="checkbox"/>
The City of Eau Claire Parks and Recreation Department may be asked in the future to combine and consolidate operations with other parks departments. This would result in reduction of costs, but also a reduction in the level of service offered to residents. Would you support or oppose this consolidation?	<input type="checkbox"/>	<input type="checkbox"/>	<input type="checkbox"/>	<input type="checkbox"/>	<input type="checkbox"/>
Some cities have coordinated programs and services with area non-profit organizations, such as the YMCA, Boys and Girls Club, School District and UW-Eau Claire, to better serve their communities' needs. Do you support or oppose <u>the City supporting this coordination with area non-profit organizations</u> .	<input type="checkbox"/>	<input type="checkbox"/>	<input type="checkbox"/>	<input type="checkbox"/>	<input type="checkbox"/>
Community gardens are public lands that are made available to residents for the purpose of growing their own produce. Do you support or <u>oppose the City allowing community gardens to develop in city parks?</u>	<input type="checkbox"/>	<input type="checkbox"/>	<input type="checkbox"/>	<input type="checkbox"/>	<input type="checkbox"/>

The Parks and Recreation Department tries to provide park and recreation services to all residents. It often has to make difficult choices on how to develop and operate parks. Following are a few pairs of decisions the Parks and Recreation Department may have to make. For each one, choose which statement you prefer.

	I feel strongly about A	I somewhat support A	I feel strongly about B	I somewhat support B	Don't know/ prefer not to answer
34. Choice 1					
A. Fix up existing park and recreational areas	<input type="checkbox"/>	<input type="checkbox"/>	<input type="checkbox"/>	<input type="checkbox"/>	<input type="checkbox"/>
B. Buy more parkland in developing areas					
35. Choice 2					
A. Continue to have the City Parks and Recreation Department maintain all park areas	<input type="checkbox"/>	<input type="checkbox"/>	<input type="checkbox"/>	<input type="checkbox"/>	<input type="checkbox"/>
B. Encourage citizen volunteer groups to assist in the maintenance and upkeep of parks areas, such as through an 'adopt a park' program, to re-duce operating expenses					
36. Choice 3					
A. Continue to have the City Parks and Recreation Department maintain all park areas at current levels	<input type="checkbox"/>	<input type="checkbox"/>	<input type="checkbox"/>	<input type="checkbox"/>	<input type="checkbox"/>
B. Reduce maintenance of parks, such as cutting the grass, in an effort to reduce operational costs					

37. Open ended comments

38. How many people in each of the following age groups live in your household?

Persons 65 or over? None One Two or more Don't know/prefer not to answer

Adults under 65? None One Two Three or more Don't know/prefer not to answer

School-age children and pre-schoolers? None One Two Three or more Don't know/prefer not to answer

39. Do you own or rent your present residence? Own Rent Don't know/prefer not to answer

40. What is your age? 18-24 25-34 35-44 45-54 55-64 65 or older Don't know/prefer not to answer

41. Which of the following categories contains your total household income for last year?

<\$20k \$20k-\$40K \$41k-\$60k \$61k-\$80k \$81k-\$100k \$101k+

42. Gender Male Female

43. In what region do you live? (repeat question for clarification purposes)

NON-CITY RESIDENTS ONLY:

44. The following is a list of services the City of Eau Claire could provide to your area. For each one, please indicate whether you'd be interested in paying for that service.

	Very interested	Somewhat interested	Not too interested	Not at all interested	Don't know/prefer not to answer
Trimming trees along your street	<input type="checkbox"/>	<input type="checkbox"/>	<input type="checkbox"/>	<input type="checkbox"/>	<input type="checkbox"/>
Tree removal from boulevard areas	<input type="checkbox"/>	<input type="checkbox"/>	<input type="checkbox"/>	<input type="checkbox"/>	<input type="checkbox"/>
Replanting of trees along the street	<input type="checkbox"/>	<input type="checkbox"/>	<input type="checkbox"/>	<input type="checkbox"/>	<input type="checkbox"/>
Consultation with the City Forester about tree-related issues on your property	<input type="checkbox"/>	<input type="checkbox"/>	<input type="checkbox"/>	<input type="checkbox"/>	<input type="checkbox"/>
Disease diagnosis for trees on your property	<input type="checkbox"/>	<input type="checkbox"/>	<input type="checkbox"/>	<input type="checkbox"/>	<input type="checkbox"/>

45. If "Very interested" or "Somewhat interested" in paying for some or all of these services, how

would you prefer to pay for using that service? Property tax Fee Don't know/prefer not to answer

46. As a non-city resident, you are currently charged non-resident fees for enrolling in or using various City of Eau Claire programs and facilities. Would you support or oppose a small increase in your property taxes to pay for these recreational programs and facilities and not pay a non-resident fee?

Strongly support Support Oppose Strongly oppose Don't know/prefer not to answer