

Eau Claire Transit Commission Public Notice and Agenda



Wednesday, November 15, 2017

**6:00PM
North Conference Room
203 S. Farwell St.**

PLEASE TAKE NOTICE that the Eau Claire Transit Commission will meet Wednesday, November 15, 2017 at 6:00 P.M. in the North Conference Room, 203 S Farwell Street, Eau Claire, Wisconsin. The purpose of this meeting will be to discuss the items on the agenda below:

***Please note: The Chair of the Transit Commission may call for public comment before or after any item on the agenda.**

Call to Order

1. Roll Call

- a. Members Present:
- b. Members Absent:
- c. Staff Present:
- d. Others Present:

2. Approval of the Minutes for the Special Meeting on **October 5, 2017.**

Business Agenda

- 3. Discuss and provide direction to Transit Staff regarding the bus stop located in the Drylock/Presto parking lot. (Tom Wagener)
- 4. Discuss and consider appointing commissioners(s) to an ADRC/Transit Paratransit committee. (Tom Wagener)
- 5. Discuss and consider a motion to recommend to Transit Staff that they partner with the Salvation Army in a "Toys for Tots" program for the 2017 holiday season.

Discussion Agenda

Staff Reports

- 6. Presentation of the Ridership and Revenue Reports.(Tom Wagener)
- 7. Manager's Report – (Tom Wagener)
 - a. Update on the Books on Bus Program
 - b. Update on the City Budget
 - c. Update on the Transfer Center Project

This notice is given pursuant to the provisions of Subchapter V of Chapter 19 of the Wisconsin Statutes. In order to accommodate the participation of disabled persons at this meeting, the City will provide the services of a sign language interpreter or make other reasonable accommodations on request. To make such a request, please notify the City at (715) 839-4902 at least two (2) days prior to the meeting. Entrance doors to City Hall will be opened at 5:30pm.

**COMMISSION MEMBERS - PLEASE CALL THE TRANSIT OFFICE AT
(715) 839-5111 IF YOU ARE UNABLE TO ATTEND THE MEETING.**



Eau Claire Transit Commission Minutes

Thursday, October 5, 2017

**6:00PM
North Conference Room
203 S. Farwell St.**

1. Call to Order
2. Roll Call

- a. Members Present: **Bob Schraufnagel, Elizabeth Sullivan, Terry Weld, Jackie Pavelski, Cheryal Keisler, Matt Anderson, Joshua Clements**
- b. Members Absent: Nick Weber, Kathleen Tuttle
- c. Staff Present: **Dale Peters, Jeff Pippenger, Dave Solberg, Rose Adams, Tom Wagener, Amber Willi**
- d. Others Present: Dan Holtz, Leader Telegram

-Approval of the Minutes for the Regular Meeting on **September 20, 2017**. Motion made to approve by Council Member Weld and seconded by Commissioner Anderson, motion passed.

Business Agenda

1. Discuss and consider a motion recommending to the Eau Claire City Council that they approve a resolution to allow the Community Services – Transit Division to apply for a Transportation Investment Generating Economic Recovery Discretionary Grant for construction of a new Transfer Center on the current site. (Tom Wagener)
 - a. Commissioner Anderson made the motion, Commissioner Keisler 2nd. Presentation and discussion followed.
 - i. Presentation on TIGER Grant and Transfer Center Proposal by City Manager Dale Peters, Community Services Director Jeff Pippenger, City Engineer Dave Solberg, and Transit Manager Tom Wagener.
 - b. Motion by Commissioner Anderson, 2nd by Commissioner Keisler. All in favor, motion passed.
2. Discuss and consider a motion to cancel the October 18, 2017 regular meeting.
 - a. Commissioner Pavelski made a motion to cancel the regular meeting. Council Member Weld 2nd, all in favor, motion passed.

Discussion Agenda

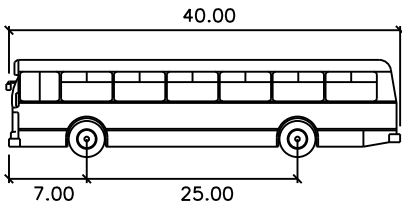
Staff Reports

3. Presentation of the Ridership and Revenue Reports.(Tom Wagener)
4. Manager's Report (Tom Wagener)
 - a. Update on the WIPTA Fall Conference
 - b. Update on the State Budget
 - i. Funds were set aside from the Volkswagen settlement (\$32m) for Transit systems Capital Improvement. No word yet on how access those funds.
 - c. Update on the City Budget
 - i. City Council was made aware that the commission is not sending a recommendation to approve the proposed fare increase.

Motion to adjourn was made by Commissioner Pavelski, 2nd by Commissioner Anderson; meeting was adjourned at 7:20pm.

This notice is given pursuant to the provisions of Subchapter V of Chapter 19 of the Wisconsin Statutes. In order to accommodate the participation of disabled persons at this meeting, the City will provide the services of a sign language interpreter or make other reasonable accommodations on request. To make such a request, please notify the City at (715) 839-4902 at least two (2) days prior to the meeting. Entrance doors to City Hall will be opened at 5:30pm.

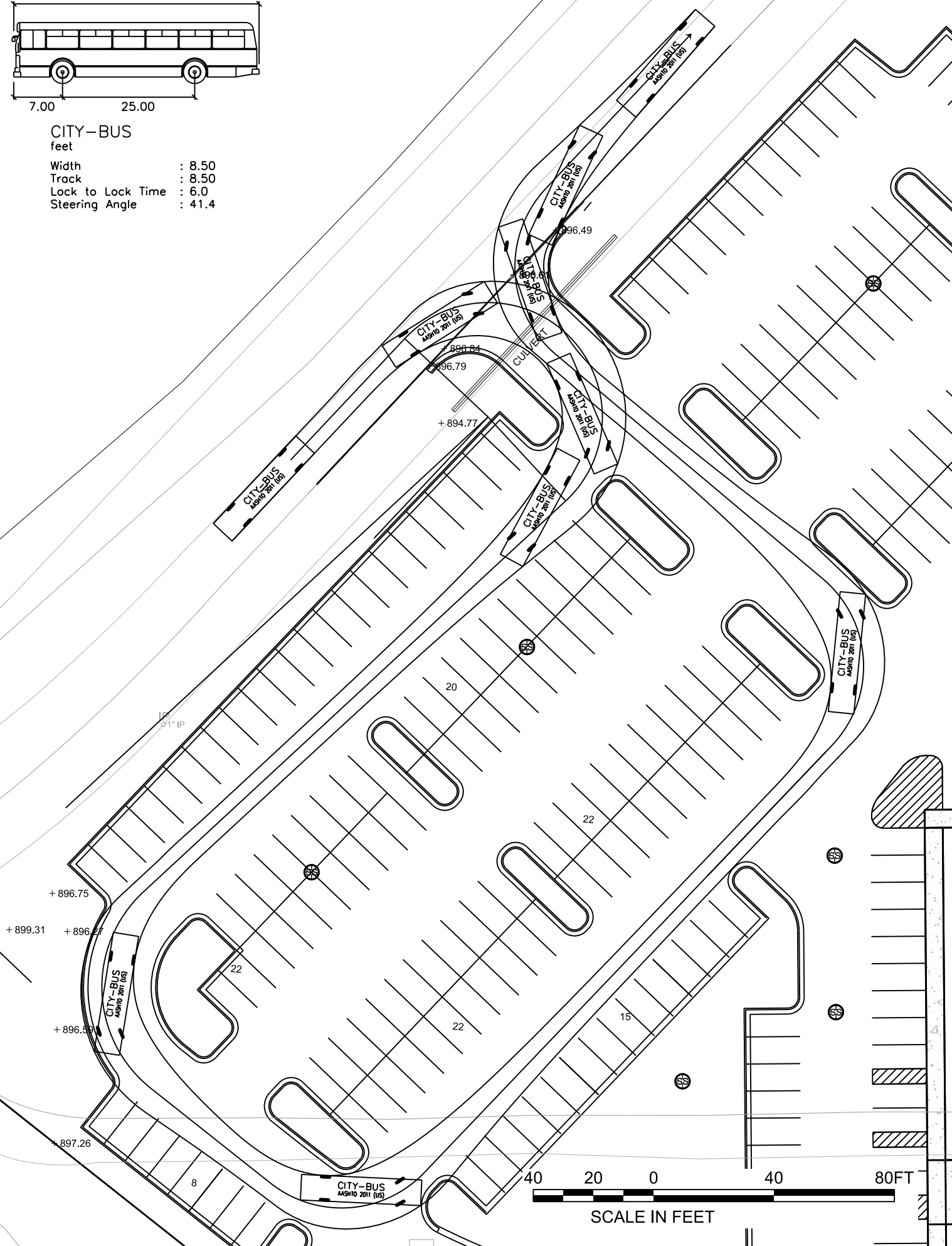
**COMMISSION MEMBERS - PLEASE CALL THE TRANSIT OFFICE AT
(715) 839-5111 IF YOU ARE UNABLE TO ATTEND THE MEETING.**



CITY-BUS


feet

- Width : 8.50
- Track : 8.50
- Lock to Lock Time : 6.0
- Steering Angle : 41.4



Presto Stop

Legend

 Hastings Way Service Road and Presto



 Drylock Technologies Ltd.

Google Earth

© 2017 Google



700 ft

ROUTE 4 SURVEY – SERVICE TO PRESTO

Information Needed:

Eau Claire Transit is looking for input from those who use the current stop at Presto. Drylock has plans for construction and they do not want the stop to be located in their private parking lot. We are considering some options and would like the input from those using the stop.

- 1) _____ **Approximately how many times do you use this stop in a week?**
 - A. One Time
 - B. Two Times
 - C. Three Times
 - D. 4 Times
 - E. More than 4 Times

- 2) _____ If the stop were to be moved to the intersection of Locust Lane and Hastings Way, how would this effect you?
 - A. This change will not affect me at all.
 - B. This change will make it **somewhat more** difficult for me to use this route.
 - C. This change will make it **much more** difficult for me to use this route.
 - D. This change will make it **extremely difficult** for me to use this route.
 - E. I would no longer be able to use this route.

- 3) _____ If the stop were to be moved to the location where the evening Route stops on Hastings Way (across from the current driveway entrance) , how would this effect you?
 - A. This change will not affect me at all.
 - B. This change will make it **somewhat more** difficult for me to use this route.
 - C. This change will make it **much more** difficult for me to use this route.
 - D. This change will make it **extremely difficult** for me to use this route.
 - E. I would no longer be able to use this route.

- 4) _____ How important is it to you that the stop would remain in the parking lot.
 - A. Extremely Important.
 - B. Somewhat Important
 - C. Not very important
 - D. Not important at all.

Eau Claire Transit Commission
 Monthly Ridership Report
 October 2017

	2017			YTD Ridership		
	2016	2017	% Change	2016	2017	% Change
Full Cash Fare	4,072	3,653	-10.29%	39,002	36,165	-7.27%
Tokens	2,011	1,950	-3.03%	23,006	20,940	-8.98%
Student Cash Fare	1,464	1,512	3.28%	16,728	16,437	-1.74%
Student Fare Tickets	110	84	-23.64%	1,246	1,565	25.60%
1/2 Cash Fare	1,692	1,773	4.79%	16,812	16,150	-3.94%
Reduced Fare Tickets	868	651	-25.00%	8,924	7,659	-14.18%
Monthly Pass	10,548	8,426	-20.12%	92,949	96,980	4.34%
Half Fare Pass	13,874	13,509	-2.63%	134,532	129,529	-3.72%
CVTC Pass	1,329	1,047	-21.22%	8,713	7,945	-8.81%
Day Pass	4,957	1,332	-73.13%	49,679	45,320	-8.77%
MAX Pass	3,100	2,602	-16.06%	26,947	24,726	-8.24%
Non-UWEC Ridership	44,025	36,539	-17.00%	418,538	403,416	-3.61%
UWEC	30,197	31,618	4.71%	219,607	235,542	7.26%
Total	74,222	68,157	-8.17%	638,145	638,958	0.13%
Community Table	0	0		484	365	-24.59%
Paratransit	4,142		-100.00%	39,765	32,378	-18.58%
Free	815	628	-22.94%	11,426	11,339	-0.76%
Pool	0	0	#DIV/0!	2,706	2,746	1.48%
Library	0	0	#DIV/0!	1,061	994	-6.31%
Transfer	4,891	4,023	-17.75%	49,911	43,793	-12.26%
Total	84,070	72,808	-13.40%	743,498	730,573	-1.74%
Evening Ridership	5,114	3,746	-26.75%	40,751	35,773	-12.22%
Saturday Ridership	5,649	4,345	-23.08%	53,061	50,291	-5.22%
Miles of Service-Day	50,997	55,159	8.16%	499,779	495,180	-0.92%
Passenger / Mile-Day	1.55	1.25	-19.13%	1.41	1.40	-0.21%
Hours of Service-Day	3,619	3,833	5.91%	34,777	35,277	1.44%
Passenger / Hour-Day	21.82	18.02	-17.41%	20.21	19.70	-2.53%
Miles of Service-Eve.	8,526	5,295	-37.90%	79,632	77,549	-2.62%
Passenger / Mile-Eve.	0.60	0.71	17.95%	0.51	0.46	-9.86%
Hours of Service-Eve.	596	354	-40.60%	5,560	5,397	-2.94%
Passenger / Hour-Eve.	8.58	10.58	23.32%	7.33	6.63	-9.56%
Saturday	5	4	-20.00%	44	43	-2.27%
Weekday School	19	20	5.26%	145	146	0.69%
Weekday Non-school	2	2	0.00%	64	69	7.81%

September Paratransit Down 3.14%

ROUTE 4 COMPARISON 2016-2017

Run #	Actual Cash Recv'd	\$3.00 Day Pass	Stud Tkts	Book Tkts	Tok	\$1.50 Rate	\$0.75 Rate	\$1.00 Rate	Tran	Full Pass	Half Pass	Max	UWEC	CVTC Pass	Eve	W/C	BIKE	Free	Day Pass	Spec	TOT	DAY
#4 Aug 2016	\$983.50	160	55	26	137	225	80	106	231	408	796	58	25	29	2	6	66	113	368	38	2695	2693
#4 Aug 2017	\$762.25	120	0	21	82	164	87	91	205	527	684	43	87	8	0	9	46	38	292	19	2348	2348
#4 Sept 2016	\$866.75	133	3	25	115	223	79	74	272	543	768	169	101	36	25	3	60	89	349	0	2846	2821
#4 Sept 2017	\$680.50	96	4	24	114	167	88	76	234	456	722	148	146	69	8	4	64	51	211	0	2510	2502
#4 Oct 2016	\$869.75	119	2	29	126	241	111	68	236	650	669	149	165	16	1	7	39	82	293	0	2837	2836
#4 Oct 2017	\$616.00	94	10	30	130	154	52	64	238	482	775	213	205	91	1	4	115	41	245	0	2730	2729
TOTALS 2016	\$2,720.00	412	60	80	378	689	270	248	739	1601	2233	376	291	81	28	16	165	284	1010	38	8378	8350
TOTALS 2017	\$2,058.75	310	14	75	326	485	227	231	677	1465	2181	404	438	168	9	17	225	130	748	19	7588	7579

ROUTE 7/17 COMPARISON 2016-2017

Run #	Actual Cash Recv'd	\$3.00 Day Pass	Stud Tkts	Book Tkts	Tok	\$1.50 Rate	\$0.75 Rate	\$1.00 Rate	Tran	Full Pass	Half Pass	Max	UWEC	CVTC Pass	Eve	W/C	BIKE	Free	Day Pass	Spec	TOT	DAY
#4 Aug 2016	\$983.50	160	55	26	137	225	80	106	231	408	796	58	25	29	2	6	66	113	368	38	2695	2693
#4 Aug 2017	\$762.25	120	0	21	82	164	87	91	205	527	684	43	87	8	0	9	46	38	292	19	2348	2348
#4 Sept 2016	\$866.75	133	3	25	115	223	79	74	272	543	768	169	101	36	25	3	60	89	349	0	2846	2821
#4 Sept 2017	\$680.50	96	4	24	114	167	88	76	234	456	722	148	146	69	8	4	64	51	211	0	2510	2502
#4 Oct 2016	\$869.75	119	2	29	126	241	111	68	236	650	669	149	165	16	1	7	39	82	293	0	2837	2836
#4 Oct 2017	\$616.00	94	10	30	130	154	52	64	238	482	775	213	205	91	1	4	115	41	245	0	2730	2729
TOTALS 2016	\$2,720.00	412	60	80	378	689	270	248	739	1601	2233	376	291	81	28	16	165	284	1010	38	8378	8350
TOTALS 2017	\$2,058.75	310	14	75	326	485	227	231	677	1465	2181	404	438	168	9	17	225	130	748	19	7588	7579

50 Most used stops January - June 2017				ROUTE	50 Most used stops July - November 9, 2017				ROUTE
ID	RANK	NAME	TOTAL		ID	RANK	NAME	TOTAL	
1	1	Centennial Hall	99480	9,19	30	1	Transfer Center W	53367	1,3,3/4,4,8,17,18,20,E1
30	2	Transfer Center W	81959	1,3,3/4,4,8,17,18,20,E1	3	2	Transfer Center E	43342	2,6,7,9,15,21,E10
3	3	Transfer Center E	54375	2,6,7,9,15,21,E10	1	3	Centennial Hall	32281	9,19
652	4	Haymarket Landing	18445	9	60	4	Walmart Shelter	9009	1,6
60	5	Walmart Shelter	12170	1,6	464	5	Shopko Plaza Lot	4283	15,21
22	6	Davies South Entrance	9036	9,19	132	6	Barstow and Earl SE	3672	6
464	7	Shopko Plaza Lot	7864	15,21	476	7	Farwell and Earl NE	3540	5,15,21
9	8	Seventh and Water NW	7288	9	9	8	Seventh and Water NW	3341	9
14	9	Oak Ridge Hall	5481	19	6	9	Lake and Sixth NE	2878	9
6	10	Lake and Sixth NE	4434	9	52	10	Oakwood Mall Yonkers	2448	1,6
476	11	Farwell and Earl NE	4334	5,15,21	22	11	Davies South Entrance	2401	9,19
5	12	Lake and Fourth NW	3933	9,12,E10	231	12	Craig at the Clarion	2368	19
52	13	Oakwood Mall Yonkers	3803	1,6	5	13	Lake and Fourth NW	2032	12,9,E10
172	14	Oxford and Madison NW	2896	8	172	14	Oxford and Madison NW	1864	8
54	15	Oakwood Mall Scheels	2729	1,6	11	15	Haas Fine Arts Shelter	1772	7,9
13	16	Towers Hall	2475	19	23	16	Target	1743	1,6,9
193	17	Memorial South Entrance E	2353	18,E11	652	17	Haymarket Landing	1639	9
23	18	Target	2344	1,6,9	714	18	El Dorado and Imperial Circle NE	1586	19
284	19	Randall St and Mayo Clinic	2326	12,20,E10	14	19	Oak Ridge Hall	1571	19
11	20	Haas Fine Arts Shelter	2225	7,9	25	20	Festival - Mall Drive	1522	1,6,9
8	21	Seventh and Niagra NW	1916	9	715	21	Seventh and Broadway NW	1435	9
714	22	El Dorado and Imperial Circle NE	1909	19	108	22	Fairfax and Sessions NW	1425	5,6
515	23	McIntyre Library on Garfield	1864	9,19	446	23	Putnam and Wisconsin NW	1419	3,E10
446	24	Putnam and Wisconsin NW	1852	3,E10	70	24	Mall Dr. at Festival	1254	1,6,9
475	25	Farwell and Marston SE	1846	5,15,21	2	25	Barstow and Marston SE	1218	6,9
715	26	Seventh and Broadway NW	1789	9	175	26	Barstow and Eau Claire NW	1193	3/4,4,8,16
4	27	Lake and Second NE	1698	2,12,9,E10	284	27	Randall St and Mayo Clinic	1190	12,20,E10
176	28	Graham and Grand NW	1603	3/4,4,8	298	28	Warden and Heimstead SW	1183	12,20, E10
2	29	Barstow and Marston SE	1593	6,9	111	29	Golf and Kappus SW	1149	5,6
25	30	Festival - Mall Drive	1564	1,6,9	475	30	Farwell and Marston SE	1117	5,15,21
73	31	Skeels and Blakely NE	1533	1,6	54	31	Oakwood Mall Scheels	1098	1,6
108	32	Fairfax and Sessions NW	1516	5,6	53	32	Oakwood Mall Theatre Stop	1063	1,6
226	33	CVTC Main Campus	1515	7	193	33	Memorial South Entrance E	1061	18,E11
298	34	Warden and Heimstead SW	1511	12,20, E10	223	34	Chapin and Altoona SE	1055	17
111	35	Golf and Kappus SW	1441	5,6	192	35	Kmart	1052	18
45	36	Festival South	1358	1	61	36	Kohl's	1010	1,6
255	37	Plum and Candall NW	1302	2	644	37	Woodman's	996	4,17
136	38	Farwell and Marston NW	1267	5,15,21	226	38	CVTC Main Campus	964	7
186	39	Fairfax at McDonald's W	1265	18	73	39	Skeels and Blakely NE	901	1,6
496	40	Madison and Putnam NE	1250	E10	88	40	Main and Dodge NE	842	1,17,18
61	41	Kohl's	1242	1,6	255	41	Plum and Candall NW	828	2
20	42	West MacArthur and Ruth SW	1184	19	176	42	Graham and Grand NW	820	3/4,4,8

46	43	Festival North	1121	1	186	43	Fairfax at McDonald's W	809	18
92	44	State and Roosevelt NW	1110	6,7,15,21	13	44	Towers Hall	798	19
192	45	Kmart	1096	18	44	45	Skeels and Blakely SW	776	1
135	46	Farwell and Earl NW	1078	5,15,21	316	46	London and Golf NE	776	5
138	47	Barstow and Eau Claire SE	1041	3/4,4,8,20,E1	16	47	Stein and Kenney Midblock W	762	19
456	48	Mercury and Piedmont SW	1000	3	466	48	Eldorado and Imperial Circle NW	762	15
405	49	Barstow and William NW	939	3/4,4	92	49	State and Roosevelt NW	759	6,7,15,21
230	50	Craig at Marshfield Clinic Shelter	938	7	227	50	Sacred Heart Hospital	755	7,15

[Redacted]

Bold

Red

Blue

Stop Unique to List

New Stop

Eliminated Stop

Stop not currently in service

EAU CLAIRE TRANSIT SYSTEM
OPERATING REVENUES & EXPENSES

REPORT DATE: September 30, 2017

% of Year Expired: 75.0%

	Prior Year		Current Year		
	2016 Actual	2016 Y-T-D	2017 Budget	2017 Y-T-D	% of Budget
REVENUE					
Full Cash Fares	\$ 66,863	\$ 52,104	\$ 67,000	\$ 48,510	72.4%
Student Cash Fares	\$ 17,303	\$ 15,185	\$ 17,500	\$ 14,814	84.7%
Student Fare Tickets	\$ 1,488	\$ 1,136	\$ 1,500	\$ 1,481	98.7%
Tokens	45,504	26,244	46,000	24,163	52.5%
Monthly Pass	107,697	87,643	115,000	106,770	92.8%
Pool	6,662	7,371	6,000	625	10.4%
Total Full Adult Fares	<u>\$ 245,517</u>	<u>\$ 189,683</u>	<u>\$ 253,000</u>	<u>\$ 196,362</u>	77.6%
1/2 Cash Fare	\$ 13,863	\$ 11,271	\$ 14,000	\$ 10,701	76.4%
Tickets	7,119	5,371	7,200	4,672	64.9%
Half Fare Pass	67,378	56,925	67,000	58,531	87.4%
Total Senior & Handicap	<u>\$ 88,360</u>	<u>\$ 73,567</u>	<u>\$ 88,200</u>	<u>\$ 73,904</u>	83.8%
Student MAX Pass	\$ 20,993	\$ 22,545	\$ 20,000	\$ 20,475	102.4%
CVTC Student Pass	10,950	4,810	11,000	3,950	35.9%
Day Pass	45,981	35,307	46,000	36,087	78.5%
UW Eau Claire	368,000	372,000	374,000	381,000	101.9%
Advertising	52,999	38,774	45,000	30,441	67.6%
Gifts & Donations					N/A
Miscellaneous	2,439	854	1,000	2,551	N/A
Paratransit Co-Pay	209,752	111,115	153,200	92,150	60.2%
Agency Fare		126,900	160,000	104,607	65.4%
Total Operating Revenue	<u>\$ 1,044,991</u>	<u>\$ 848,655</u>	<u>\$ 1,151,400</u>	<u>\$ 941,528</u>	81.8%
Federal Assistance	\$ 1,714,107	\$ 1,147,756	\$ 1,836,100	\$ (41,854)	-2.3%
State Assistance	1,394,296	718,341	1,443,700	1,316,946	91.2%
Eau Claire County	176,309	82,026	165,000	86,533	52.4%
Altoona	42,423	24,056	109,000	22,457	20.6%
Total Assistance	<u>\$ 3,327,135</u>	<u>\$ 1,972,179</u>	<u>\$ 3,553,800</u>	<u>\$ 1,384,082</u>	38.9%
General Fund - Operations	862,281		\$ 1,153,600		0.0%
Sale of Capital Assets				1,834	
Fund Balance Applied					
Fund Balance Used for CIP					
TOTAL REVENUES	<u>\$ 5,234,407</u>	<u>\$ 2,820,834</u>	<u>\$ 5,858,800</u>	<u>\$ 2,327,443</u>	39.7%
EXPENSES					
<u>Payroll Costs</u>					
Operators Salaries/Wages	\$ 1,476,244	\$ 1,008,052	\$ 1,390,900	\$ 948,456	68.2%
Benefits	491,920	457,605	667,700	449,575	67.3%
Shop Salaries/Wages	265,380	193,201	307,700	196,951	64.0%
Benefits	75,514	81,211	111,200	84,136	75.7%
Admin. Salaries/Wages	268,680	204,202	290,900	199,136	68.5%
Benefits	257,016	119,671	188,300	138,464	73.5%
Total Payroll Costs	<u>\$ 2,834,754</u>	<u>\$ 2,063,942</u>	<u>\$ 2,956,700</u>	<u>\$ 2,016,718</u>	68.2%
Services	\$ 325,774	\$ 251,663	\$ 432,600	\$ 290,477	67.1%
Purchased Transp.	1,311,647	996,079	1,340,300	794,472	59.3%
Utilities	8,752	5,724	11,900	5,753	48.3%
Ins. & Admin Chgs	147,361	135,344	179,600	126,100	70.2%
Materials & Supplies	568,334	470,888	899,900	623,082	69.2%
Capital Purchases					
Loss on Disposal of Equip.					
Interest-Notes Payable					#DIV/0!
Other Charges	37,785	28,200	37,800	28,350	75.0%
Principal-Notes Payable					#DIV/0!
Res Eq Tsf-To Transit CIP					
Depreciation					
Year End Adjustments					
TOTAL EXPENSES	<u>\$ 5,234,407</u>	<u>\$ 3,951,840</u>	<u>\$ 5,858,800</u>	<u>\$ 3,884,952</u>	66.3%



EAU CLAIRE TRANSIT

MANAGER'S REPORT

NOVEMBER 15, 2017

BOOKS ON BUS PROGRAM

I received a request from the transit system in Fon Du Lac for information about the program. Someone from their community was visiting in Eau Claire and saw the books on our buses.

Drivers are not reporting any concerns on their end. Shelly has reported that on average, they have replaced 53 books/week. She says that the majority of the books used have been the children's books. We are trying to figure out how we can get something at the Transfer Center that will work for us and the Library.

CITY BUDGET

The budget will be voted on at the November 14th City Council Meeting. Notices were placed on all the buses and at the Transfer Center once the Agenda for the Public Hearing regarding the budget was finalized. (A copy of the notice has been included in your packet). I will update the commission on the results of the council's actions on the city budget and its effect on Transit at our meeting.

TRANSFER CENTER PROJECT

The application for the TIGER Grant was delivered in time and we are following its status on Grants.gov. There are several levels of review, but as applications advance, the reviewers often will contact systems for clarification of items in the application. It is still too early to know where our application is at in the review process. After submitting the application, we received a letter of Support from the Minnesota Department of Transportation. We contacted the USDOT to see if we could still include it with the application and they said that we should mail it directly to them. I have included a copy of this letter in your packet.

City of Eau Claire
Community Services Department – Transit Division

Public Notice

The last increase to the fixed route passenger fares for Eau Claire Transit was in 2009. Due to increasing expenses, the Eau Claire City Council is considering the following fare increases to take effect January 1, 2018:

	<u>CURRENT FARE</u>	<u>PROPOSED FARE</u>
Cash Fare	\$1.50	\$1.75
Elderly & Disabled Cash Fare	\$0.75	\$0.85
Student Fare	\$1.00	\$1.25
Single Trip Tickets (formerly tokens)	4 for \$5	15 for \$20
Elderly & Disabled Tickets	15 for \$10	13 for \$10
Monthly Pass	\$45	\$50
Elderly & Disabled Pass	\$23	\$25
Student MAX Pass	\$45	\$50
Summer Freedom Pass	\$30	\$35
CTVC Semester Pass	\$125	\$140
CTVC Summer Pass	\$90	\$100
All Day Pass	\$3.00	\$3.75
Paratransit Fare	\$3.00	\$3.50
Agency Fare	\$9.00	\$9.50

The Eau Claire City Council will hold a Public Hearing on the Proposed 2018 Budget on Monday, November 13, 2017 at 7PM in the City Council Chambers at City Hall located at 203 South Farwell Street. The Council members have been informed that the Eau Claire Transit Commission **voted down a motion to recommend** that the council increase the Transit Fees and Licenses Schedule that is part of the current budget proposal.

Any citizen having questions or comments concerning the proposed fare increases may attend the Public Hearing. Persons unable to attend the public hearing may submit written comments by using the City Council Agenda Comment Form accessible by visiting www.eauclairewi.gov, clicking "About Us" then "Forms."



Subject: Letter of support for grant application

October 18, 2017

The Honorable Elaine L. Chao
Secretary of the U.S. Department of Transportation

Dear Madame Secretary:

I write on behalf of the Minnesota Department of Transportation in Saint Paul, Minnesota, to support the City of Eau Claire's request for a DOT TIGER grant to build a Mixed-Use Building and Transit Transfer Center. We believe their request is important because the building would be a hub of activity that energizes the surrounding environment. The existing Transfer Center was built as a temporary structure in 1986. It is deteriorating and was outgrown when the route expansion was initiated in 1997. Plans call for a larger building that includes public restrooms, a ticket office, a driver's break room, and an adequate passenger loading area for buses that will all be ADA compliant.

The development of the new Transit Transfer Center will benefit the citizens of Minnesota by enhancing the connectivity of the Minneapolis-Saint Paul region and greater Minnesota with destinations to our east (including the City of Eau Claire) in Wisconsin and points beyond via national transportation networks. We are particularly interested in how the project can improve the passenger experience for riders using the Intercity Bus Transportation network.

Please give this TIGER grant proposal your full attention and if I can answer anything further please let me know. I may be reached at Tim Sexton, (651) 366 4161 or Tim.Sexton@state.mn.us.

Sincerely,

A handwritten signature in black ink that reads 'Tim Sexton'.

Tim Sexton
Transit Office Director
Minnesota Department of Transportation

cc: Tim Henkel, Assistant Commissioner, MN Department of Transportation
Jeff Pippenger, Director of Community Services, Eau Claire, WI